

Product Summary

V _{BR} (Min)	I _{PP} (Max)	C _{I/O} (Typ)
6V	5.5A	0.6pF

Description

The DT1240-08LP3810 is a high-performance device suitable for protecting eight high-speed I/Os. This device is assembled in U-DFN3810-9 (Type B) package and has high ESD surge capability and low capacitance.

Applications

Typically used at high-speed ports such as USB 2.0, USB 3.0, USB 3.1, IEEE 1394 (Firewire®, iLink), Serial ATA, DVI™, HDMI™ 1.4, HDMI 2.0 and PCI™.

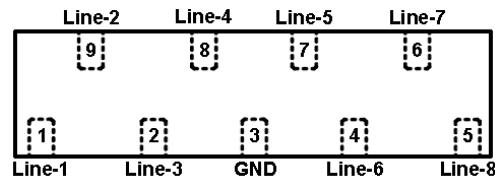
Features

- Clamping Voltage: 9V at 10A 100ns, TLP; 9.4V at 5.5A (8μs/20μs)
- IEC 61000-4-2 (ESD): Air – ±16kV, Contact – ±14kV
- IEC 61000-4-5 (Lighting): 5.5A (8/20μs)
- 8 Channels of ESD Protection
- Low Channel Input Capacitance of 0.6pF Typical
- TLP Dynamic Resistance: 0.30Ω
- Totally Lead-Free & Fully RoHS Compliant (Notes 1 & 2)**
- Halogen and Antimony Free. "Green" Device (Note 3)**
- For automotive applications requiring specific change control (i.e. parts qualified to AEC-Q100/101/104/200, PPAP capable, and manufactured in IATF 16949 certified facilities), please [contact us](mailto:contact_us) or your local Diodes representative. <https://www.diodes.com/quality/product-definitions/>**

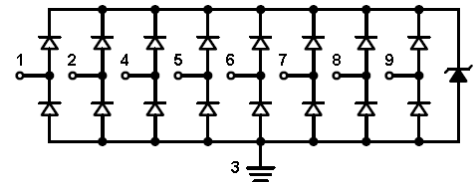
Mechanical Data

- Package: U-DFN3810-9
- Package Material: Molded Plastic, "Green" Molding Compound. UL Flammability Classification Rating 94V-0
- Moisture Sensitivity: Level 1 per J-STD-020
- Terminal Connections: See Schematic
- Terminals: Finish – NiPdAu, Solderable per MIL-STD-202, Method 208 (e4)
- Weight: 0.005 grams (Approximate)

U-DFN3810-9 (Type B)



Pin Description (Top View)



Device Schematic

Ordering Information (Note 4)

Orderable Part Number	Package	Marking	Reel Size (inches)	Tape Width (mm)	Packing	
					Qty.	Carrier
DT1240-08LP3810-7	U-DFN3810-9 (Type B)	PD38	7	8	5,000	Tape & Reel

- Notes:
- No purposely added lead. Fully EU Directive 2002/95/EC (RoHS), 2011/65/EU (RoHS 2) & 2015/863/EU (RoHS 3) compliant.
 - See <https://www.diodes.com/quality/lead-free/> for more information about Diodes Incorporated's definitions of Halogen- and Antimony-free, "Green" and Lead-free.
 - Halogen- and Antimony-free "Green" products are defined as those which contain <900ppm bromine, <900ppm chlorine (<1500ppm total Br + Cl) and <1000ppm antimony compounds.
 - For packaging details, go to our website at <https://www.diodes.com/design/support/packaging/diodes-packaging/>.

Marking Information

PD38 YM

PD38 = Product Type Marking Code
YM = Date Code Marking
Y = Year (ex: M = 2025)
M = Month (ex: 9 = September)

Date Code Key

Year	2017	-	2025	2026	2027	2028	2029	2030	2031	2032	2033	2034
Code	E	-	M	N	P	R	S	T	U	V	W	X

Month	Jan	Feb	Mar	Apr	May	Jun	Jul	Aug	Sep	Oct	Nov	Dec
Code	1	2	3	4	5	6	7	8	9	O	N	D

Maximum Ratings (@T_A = +25°C, unless otherwise specified.)

Characteristic	Symbol	Value	Unit	Conditions
Peak Pulse Current, per IEC 61000-4-5	I _{PP}	5.5	A	I/O to V _{SS} , 8/20μs
Peak Pulse Power, per IEC 61000-4-5	P _{PP}	60	W	I/O to V _{SS} , 8/20μs
ESD Protection – Contact Discharge, per IEC 61000-4-2	V _{ESD_CONTACT}	±14	kV	I/O to V _{SS}
ESD Protection – Air Discharge, per IEC 61000-4-2	V _{ESD_AIR}	±16	kV	I/O to V _{SS}
Operating Temperature	T _{OP}	-55 to +150	°C	—
Storage Temperature	T _{STG}	-55 to +150	°C	—

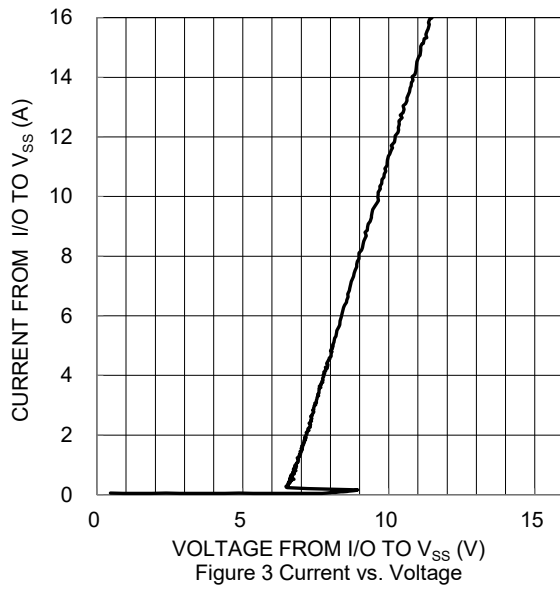
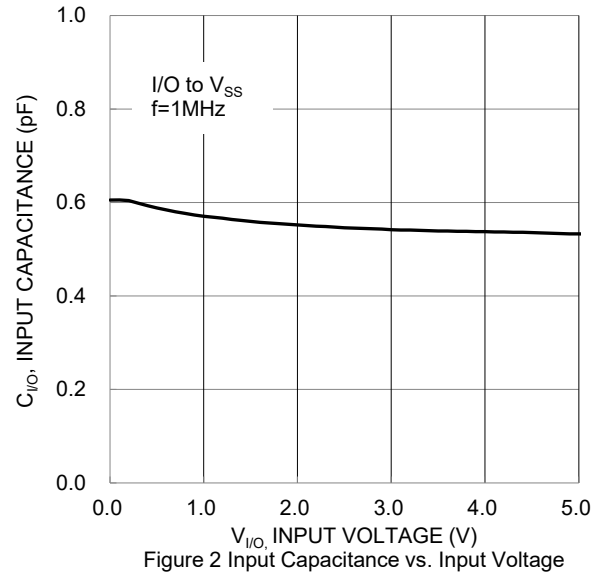
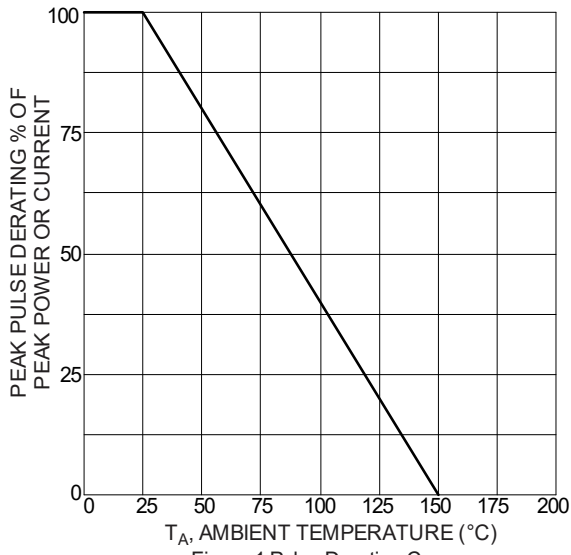
Thermal Characteristics

Characteristic	Symbol	Value	Unit
Power Dissipation Typical (Note 5)	P _D	350	mW
Thermal Resistance, Junction to Ambient Typical (Note 5)	R _{θJA}	360	°C/W

Electrical Characteristics (@T_A = +25°C, unless otherwise specified.)

Characteristic	Symbol	Min	Typ	Max	Unit	Test Conditions
Reverse Working Voltage	V _{RWM}	—	—	5.5	V	—
Reverse Current	I _R	—	—	0.5	μA	V _R = 5.5V, I/O to V _{SS}
Reverse Breakdown Voltage	V _{BR}	6	—	—	V	I _R = 1mA, I/O to V _{SS}
Forward Clamping Voltage	V _F	-1.0	-0.85	—	V	I _F = -15mA, I/O to V _{SS}
Reverse Clamping Voltage (Note 6)	V _C	—	9.4	11	V	I _{PP} = 5.5A, I/O to V _{SS} , 8/20μs
ESD Clamping Voltage	V _{ESD}	—	9	—	V	TLP, 10A, t _P = 100ns, I/O to V _{SS}
Dynamic Reverse Resistance	R _{DIF-R}	—	0.3	—	Ω	TLP, 10A, t _P = 100ns, I/O to V _{SS}
Dynamic Forward Resistance	R _{DIF-F}	—	0.25	—	Ω	TLP, 10A, t _P = 100ns, V _{SS} to I/O
Channel Input Capacitance	C _{I/O}	—	0.6	—	pF	V _{I/O} = 2.5V, V _{SS} = 0, f = 1MHz

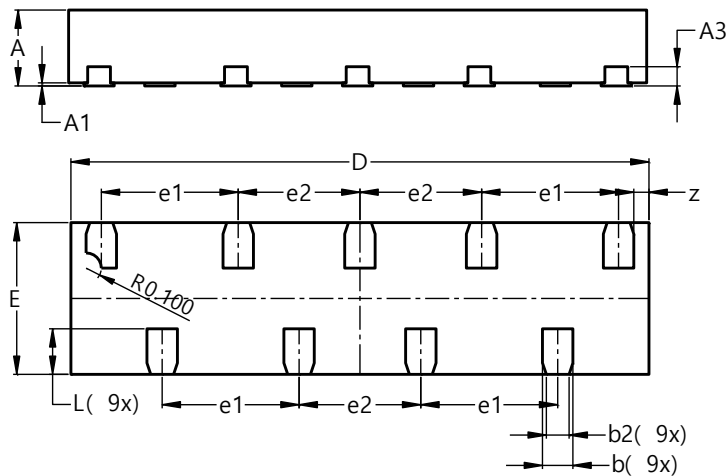
Notes: 5. Device mounted on FR-4 PCB pad layout (2oz copper) as shown on Diodes Incorporated's website at <http://www.diodes.com/package-outlines.html>.
6. Clamping voltage value is based on an 8x20μs peak pulse current (I_{PP}) waveform.



Package Outline Dimensions

Please see <http://www.diodes.com/package-outlines.html> for the latest version.

U-DFN3810-9 (Type B)

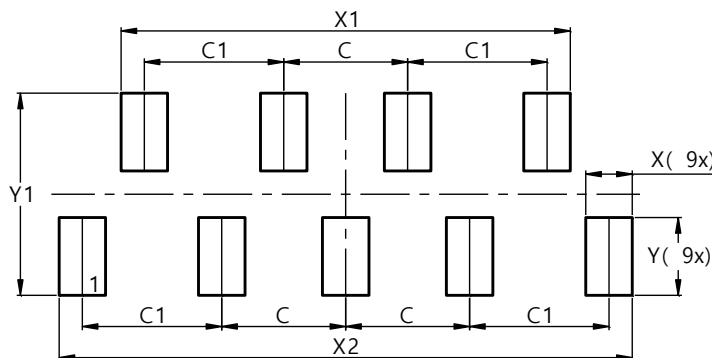


U-DFN3810-9 (Type B)			
Dim	Min	Max	Typ
A	0.45	0.55	0.50
A1	0.00	0.05	0.02
A3	—	—	0.127
b	0.15	0.25	0.20
b2	0.10	0.20	0.15
D	3.75	3.85	3.80
E	0.95	1.05	1.00
e1	—	—	0.90
e2	—	—	0.80
L	0.25	0.35	0.30
z	—	—	0.10
All Dimensions in mm			

Suggested Pad Layout

Please see <http://www.diodes.com/package-outlines.html> for the latest version.

U-DFN3810-9 (Type B)



Dimensions	Value (in mm)
C	0.800
C1	0.900
X	0.300
X1	2.900
X2	3.700
Y	0.500
Y1	1.300

IMPORTANT NOTICE

1. DIODES INCORPORATED (Diodes) AND ITS SUBSIDIARIES MAKE NO WARRANTY OF ANY KIND, EXPRESS OR IMPLIED, WITH REGARDS TO ANY INFORMATION CONTAINED IN THIS DOCUMENT, INCLUDING, BUT NOT LIMITED TO, THE IMPLIED WARRANTIES OF MERCHANTABILITY, FITNESS FOR A PARTICULAR PURPOSE OR NON-INFRINGEMENT OF THIRD PARTY INTELLECTUAL PROPERTY RIGHTS (AND THEIR EQUIVALENTS UNDER THE LAWS OF ANY JURISDICTION).
2. The Information contained herein is for informational purpose only and is provided only to illustrate the operation of Diodes' products described herein and application examples. Diodes does not assume any liability arising out of the application or use of this document or any product described herein. This document is intended for skilled and technically trained engineering customers and users who design with Diodes' products. Diodes' products may be used to facilitate safety-related applications; however, in all instances customers and users are responsible for (a) selecting the appropriate Diodes products for their applications, (b) evaluating the suitability of Diodes' products for their intended applications, (c) ensuring their applications, which incorporate Diodes' products, comply the applicable legal and regulatory requirements as well as safety and functional-safety related standards, and (d) ensuring they design with appropriate safeguards (including testing, validation, quality control techniques, redundancy, malfunction prevention, and appropriate treatment for aging degradation) to minimize the risks associated with their applications.
3. Diodes assumes no liability for any application-related information, support, assistance or feedback that may be provided by Diodes from time to time. Any customer or user of this document or products described herein will assume all risks and liabilities associated with such use, and will hold Diodes and all companies whose products are represented herein or on Diodes' websites, harmless against all damages and liabilities.
4. Products described herein may be covered by one or more United States, international or foreign patents and pending patent applications. Product names and markings noted herein may also be covered by one or more United States, international or foreign trademarks and trademark applications. Diodes does not convey any license under any of its intellectual property rights or the rights of any third parties (including third parties whose products and services may be described in this document or on Diodes' website) under this document.
5. Diodes' products are provided subject to Diodes' Standard Terms and Conditions of Sale (<https://www.diodes.com/about/company/terms-and-conditions/terms-and-conditions-of-sales/>) or other applicable terms. This document does not alter or expand the applicable warranties provided by Diodes. Diodes does not warrant or accept any liability whatsoever in respect of any products purchased through unauthorized sales channel.
6. Diodes' products and technology may not be used for or incorporated into any products or systems whose manufacture, use or sale is prohibited under any applicable laws and regulations. Should customers or users use Diodes' products in contravention of any applicable laws or regulations, or for any unintended or unauthorized application, customers and users will (a) be solely responsible for any damages, losses or penalties arising in connection therewith or as a result thereof, and (b) indemnify and hold Diodes and its representatives and agents harmless against any and all claims, damages, expenses, and attorney fees arising out of, directly or indirectly, any claim relating to any noncompliance with the applicable laws and regulations, as well as any unintended or unauthorized application.
7. While efforts have been made to ensure the information contained in this document is accurate, complete and current, it may contain technical inaccuracies, omissions and typographical errors. Diodes does not warrant that information contained in this document is error-free and Diodes is under no obligation to update or otherwise correct this information. Notwithstanding the foregoing, Diodes reserves the right to make modifications, enhancements, improvements, corrections or other changes without further notice to this document and any product described herein. This document is written in English but may be translated into multiple languages for reference. Only the English version of this document is the final and determinative format released by Diodes.
8. Any unauthorized copying, modification, distribution, transmission, display or other use of this document (or any portion hereof) is prohibited. Diodes assumes no responsibility for any losses incurred by the customers or users or any third parties arising from any such unauthorized use.
9. This Notice may be periodically updated with the most recent version available at <https://www.diodes.com/about/company/terms-and-conditions/important-notice>

The Diodes logo is a registered trademark of Diodes Incorporated in the United States and other countries.
All other trademarks are the property of their respective owners.
© 2025 Diodes Incorporated. All Rights Reserved.

www.diodes.com