

NPN Epitaxial Silicon Transistor

KSC2383

ABSOLUTE MAXIMUM RATINGS

(Values are at $T_A = 25^\circ\text{C}$ unless otherwise noted.)

Symbol	Parameter	Value	Unit
V_{CBO}	Collector–Base Voltage	160	V
V_{CEO}	Collector–Emitter Voltage	160	V
V_{EBO}	Emitter–Base Voltage	6	V
I_C	Collector Current	1	A
I_B	Base Current	0.5	A
T_J	Junction Temperature	150	$^\circ\text{C}$
T_{STG}	Storage Temperature	–55 to +150	$^\circ\text{C}$

Stresses exceeding those listed in the Maximum Ratings table may damage the device. If any of these limits are exceeded, device functionality should not be assumed, damage may occur and reliability may be affected.

THERMAL CHARACTERISTICS

(Values are at $T_A = 25^\circ\text{C}$ unless otherwise noted.) (Note 1)


Symbol	Parameter	Value	Unit
P_D	Power Dissipation	900	mW
	Derate Above 25°C	7.2	mW/ $^\circ\text{C}$
$R_{\theta JA}$	Thermal Resistance, Junction–to–Ambient	138	$^\circ\text{C}/\text{W}$

1. PCB size: FR–4, 76 mm \times 114 mm \times 1.57 mm (3.0 inch \times 4.5 inch \times 0.062 inch) with minimum land pattern size.



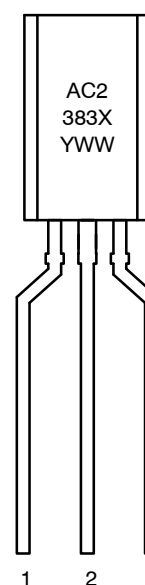
ON Semiconductor®

www.onsemi.com



TO–92 3 LF
CASE 135AM

MARKING DIAGRAM



1: Emitter
2: Collector
3: Base

A = Assembly Code
C2383 = Device Code
X = O / Y
YWW = Date Code

ORDERING INFORMATION

Device	Package	Shipping
KSC2383OTA	TO–92 3 LF (Pb–Free)	2000 / Fan–Fold
KSC2383YTA	TO–92 3 LF (Pb–Free)	2000 / Fan–Fold

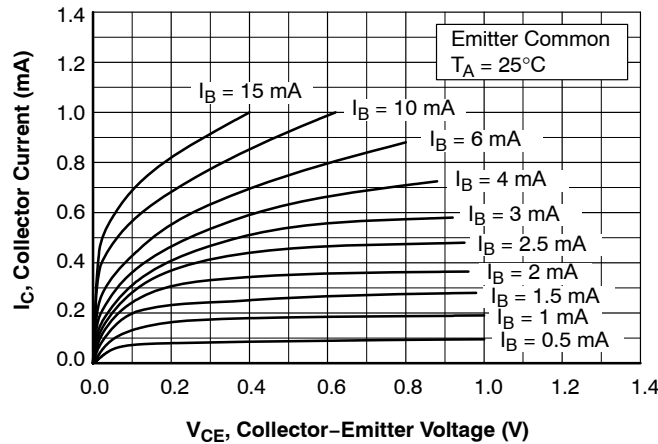
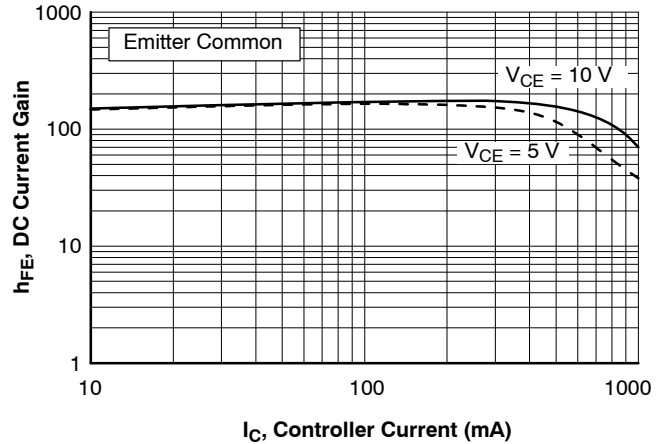
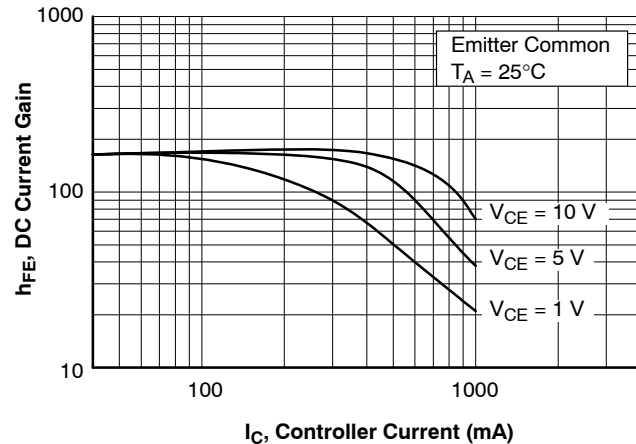
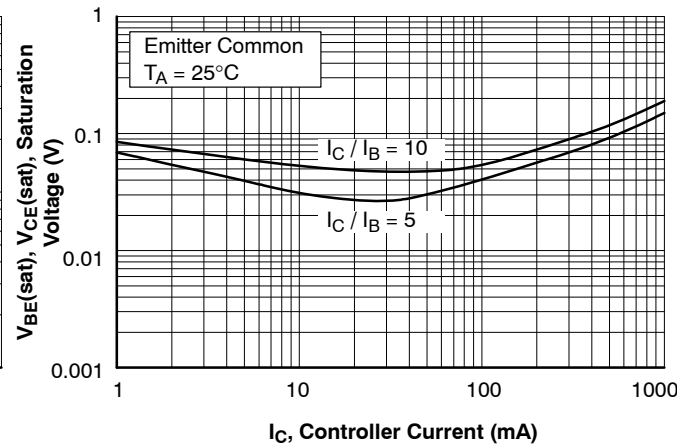
ELECTRICAL CHARACTERISTICS(Values are at $T_A = 25^\circ\text{C}$ unless otherwise noted.)

Symbol	Parameter	Conditions	Min.	Typ.	Max.	Unit
I_{CBO}	Collector Cut-Off Current	$V_{CB} = 150\text{ V}$, $I_E = 0$	–	–	1	μA
I_{EBO}	Emitter Cut-Off Current	$V_{EB} = 6\text{ V}$, $I_C = 0$	–	–	1	μA
BV_{CEO}	Collector–Emitter Breakdown Voltage	$I_C = 10\text{ mA}$, $I_B = 0$	160	–	–	V
h_{FE}	DC Current Gain	$V_{CE} = 5\text{ V}$, $I_C = 200\text{ mA}$	60	–	320	
$V_{CE(sat)}$	Collector–Emitter Saturation Voltage	$I_C = 500\text{ mA}$, $I_B = 50\text{ mA}$	–	–	1.5	V
$V_{BE(on)}$	Base–Emitter On Voltage	$V_{CE} = 5\text{ V}$, $I_C = 5\text{ mA}$	0.45	–	0.75	V
f_T	Current Gain Bandwidth Product	$V_{CE} = 5\text{ V}$, $I_C = 200\text{ mA}$	20	100	–	MHz
C_{ob}	Output Capacitance	$V_{CB} = 10\text{ V}$, $I_E = 0$, $f = 1\text{ MHz}$	–	–	20	pF

Product parametric performance is indicated in the Electrical Characteristics for the listed test conditions, unless otherwise noted. Product performance may not be indicated by the Electrical Characteristics if operated under different conditions.

 h_{FE} CLASSIFICATION

Classification	R	O	Y
h_{FE}	60 ~ 120	100 ~ 200	160 ~ 320

TYPICAL PERFORMANCE CHARACTERISTICS**Figure 1. Static Characteristic****Figure 2. DC Current Gain****Figure 3. DC Current Gain****Figure 4. Collector–Emitter Saturation Voltage**

TYPICAL PERFORMANCE CHARACTERISTICS (Continued)

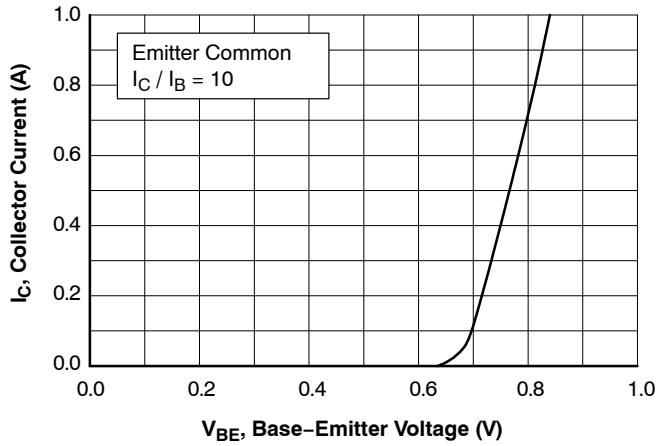


Figure 5. Base-Emitter On Voltage

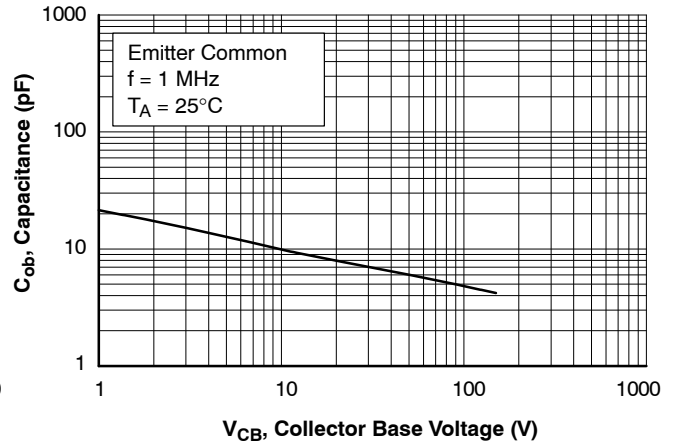


Figure 6. Collector Output Capacitance

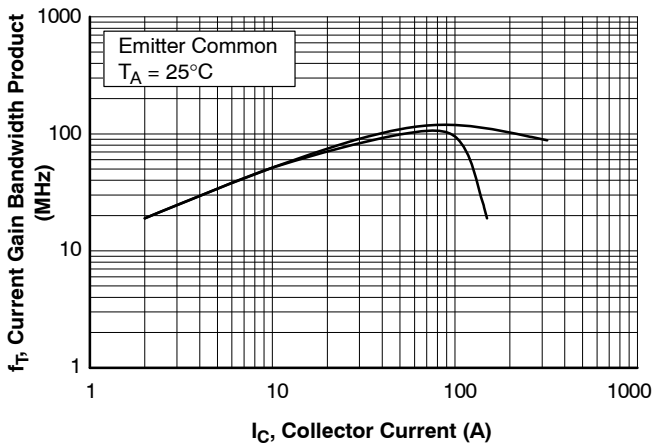


Figure 7. Current Gain Bandwidth Product

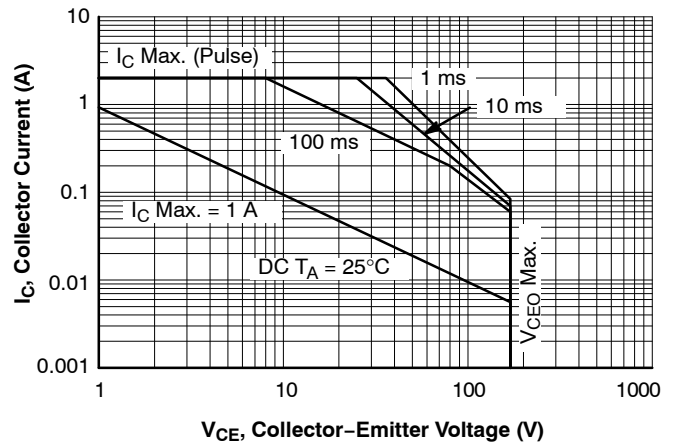


Figure 8. Safe Operating Area

ON

onsemi, **Onsemi**, and other names, marks, and brands are registered and/or common law trademarks of Semiconductor Components Industries, LLC dba "**onsemi**" or its affiliates and/or subsidiaries in the United States and/or other countries. **onsemi** owns the rights to a number of patents, trademarks, copyrights, trade secrets, and other intellectual property. A listing of **onsemi**'s product/patent coverage may be accessed at www.onsemi.com/site/pdf/Patent-Marking.pdf. **onsemi** reserves the right to make changes at any time to any products or information herein, without notice. The information herein is provided "as-is" and **onsemi** makes no warranty, representation or guarantee regarding the accuracy of the information, product features, availability, functionality, or suitability of its products for any particular purpose, nor does **onsemi** assume any liability arising out of the application or use of any product or circuit, and specifically disclaims any and all liability, including without limitation special, consequential or incidental damages. Buyer is responsible for its products and applications using **onsemi** products, including compliance with all laws, regulations and safety requirements or standards, regardless of any support or applications information provided by **onsemi**. "Typical" parameters which may be provided in **onsemi** data sheets and/or specifications can and do vary in different applications and actual performance may vary over time. All operating parameters, including "Typicals" must be validated for each customer application by customer's technical experts. **onsemi** does not convey any license under any of its intellectual property rights nor the rights of others. **onsemi** products are not designed, intended, or authorized for use as a critical component in life support systems or any FDA Class 3 medical devices or medical devices with a same or similar classification in a foreign jurisdiction or any devices intended for implantation in the human body. Should Buyer purchase or use **onsemi** products for any such unintended or unauthorized application, Buyer shall indemnify and hold **onsemi** and its officers, employees, subsidiaries, affiliates, and distributors harmless against all claims, costs, damages, and expenses, and reasonable attorney fees arising out of, directly or indirectly, any claim of personal injury or death associated with such unintended or unauthorized use, even if such claim alleges that **onsemi** was negligent regarding the design or manufacture of the part. **onsemi** is an Equal Opportunity/Affirmative Action Employer. This literature is subject to all applicable copyright laws and is not for resale in any manner.

PUBLICATION ORDERING INFORMATION

LITERATURE FULFILLMENT:

Email Requests to: orderlit@onsemi.com

onsemi Website: www.onsemi.com

TECHNICAL SUPPORT

North American Technical Support:

Voice Mail: 1 800-282-9855 Toll Free USA/Canada

Phone: 011 421 33 790 2910

Europe, Middle East and Africa Technical Support:

Phone: 00421 33 790 2910

For additional information, please contact your local Sales Representative

