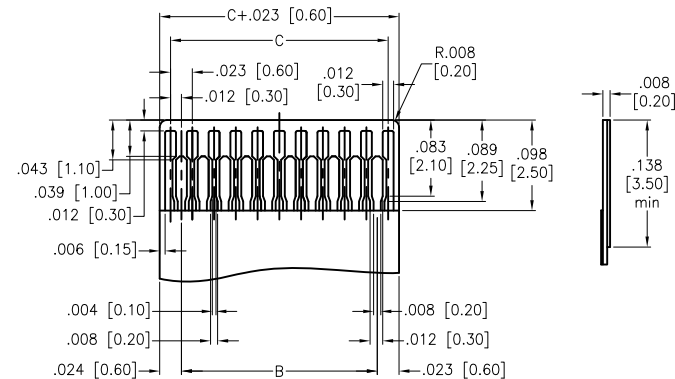
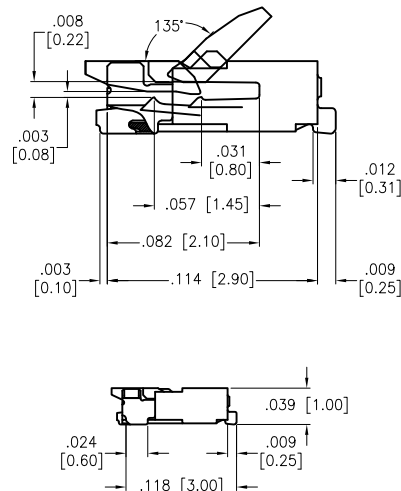
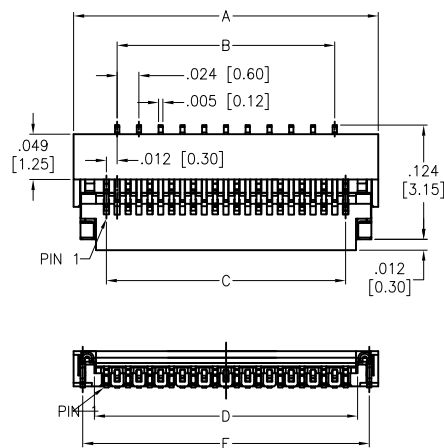
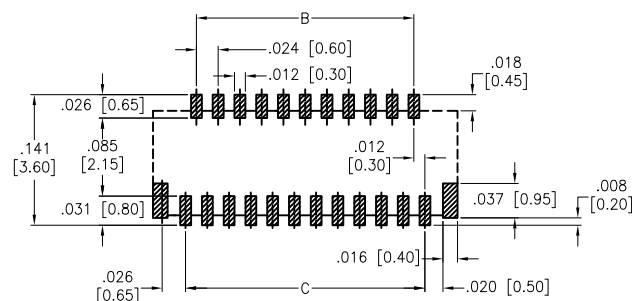


APPROVED: _____
 DATE: _____ TITLE: _____

Rev	AWO #	Description	Date	Appr
-		RELEASED	3/30/15	
A		UPDATED DRAWING	2/16/16	HR/SC



RECOMMENDED FFC/FPC DIM.



RECOMMENDED PCB LAYOUT

SPECIFICATIONS:

Material:

Housing: Hi-Temp Thermoplastic, rated UL 94V-0, Color: Natural

Actuator: Hi-Temp Thermoplastic, rated UL 94V-0, Color: Black

Contact: Copper Alloy

Holddown: Copper Alloy, Tin plated

Plating:

Gold flash over Nickel underplate overall

Electrical:

Voltage rating: 30V Max

Current rating: 0.3A Max

Contact resistance: 30 mohms max

Insulation resistance: 50 Mohms min

Dielectric withstanding voltage: 250 VAC for 1 minute

Temperature Rating:

Operating temperature: -25°C to +85°C

Environmental:

Lead free, RoHS compliant.



PACKAGED ON TAPE & REEL

Positions: 09, 11, 13, 15, 17, 19, 21, 23, 25, 27, 29, 31, 33

35, 37, 39, 41, 45, 49, 51, 57, 61, 67, 71

A = C + .071 [1.80]

B = C - .024 [0.60]

C = (N-1) X .012 [0.30]

D = C + .024 [0.63]

E = C + .051 [1.30]

UNLESS OTHERWISE SPECIFIED
 ALL DIMENSIONS ARE INCHES [MM]
 TOLERANCES: EXCEPT AS NOTED

INCHES	HOLES
.X ± .10	Ø.X ± .10
.XX ± .020	Ø.XX ± .015
.XXX ± .015	Ø.XXX ± .010

APPROVALS		DATE
DRAWN	AY	3/30/15
CHECKED	NC	3/30/15
APPROVED		

ADAM TECH

909 Rahway Avenue, Union, NJ 07083

Phone: 908-687-5000 Fax: 908-687-5710

TITLE		
ZIF FLEX CIRCUIT CONNECTOR		
0.30 MM PITCH, SIDE ENTRY, SMT		
SIZE	PART NO.	REV.
X	PCA-7F-XX-HL-3-G-T/R	A
REF: S00165C		SCALE: NTS
		SHEET 1 OF 1