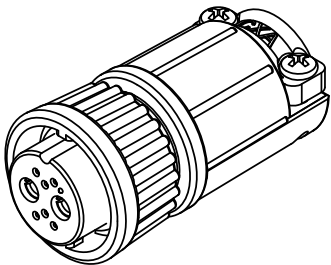
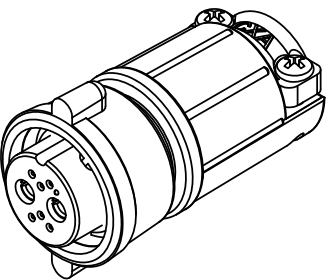


- NOTES:
1. PARTS TO BE BULK PACKED.
2. SOLDER CONTACTS ARE PRESSED INTO CONNECTOR.
SIZE 12 AND SIZE 26 (POSITIONS 3, 7, 8) CONTACTS FACE TOP KEY (UP).
SIZE 26 CONTACTS (POSITIONS 4-6) FACE DOWN.
3. ALL DIMENSIONS ARE FOR REFERENCE ONLY EXCEPT WHERE NOTED WITH TOLERANCE.

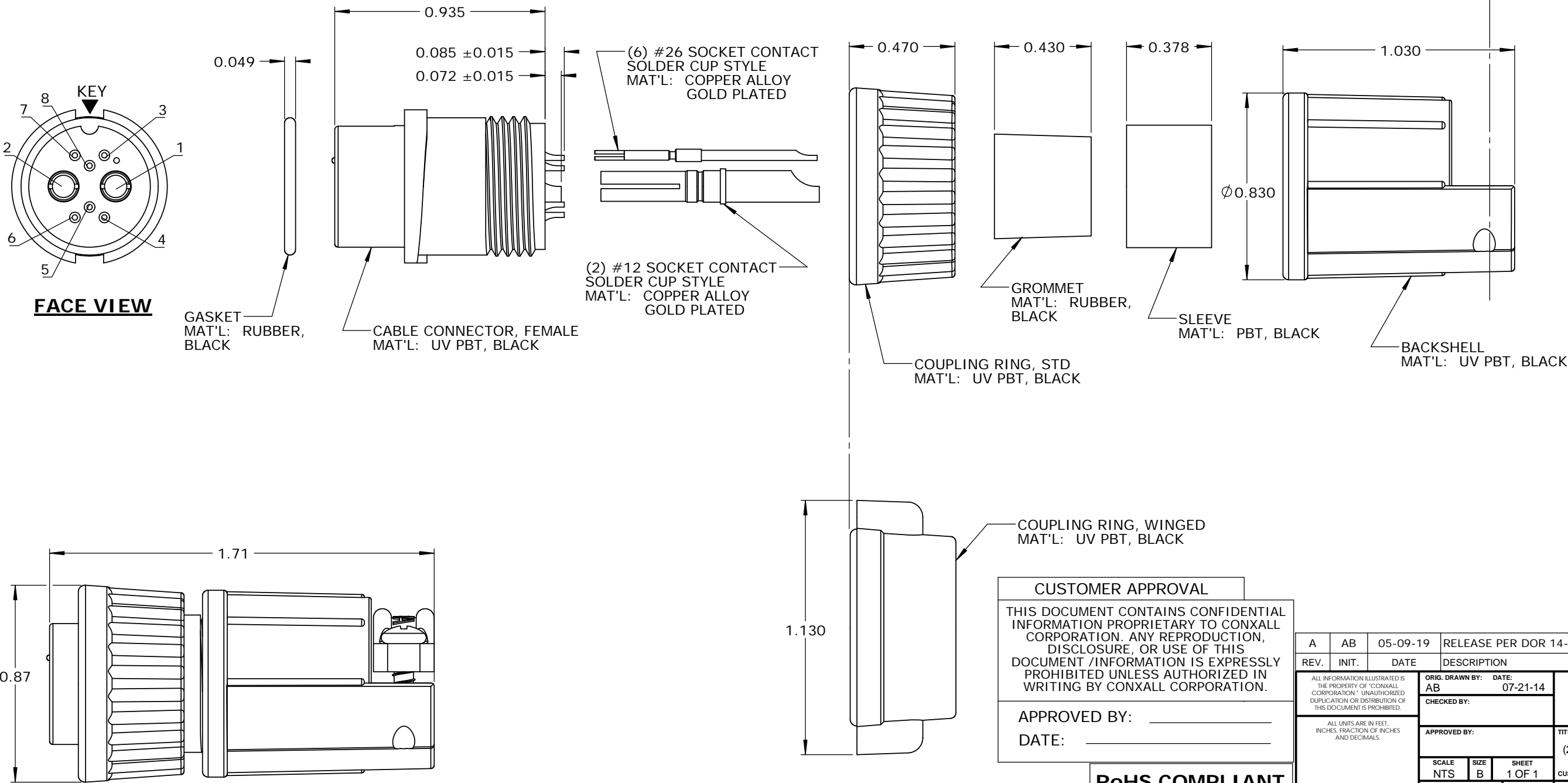
ASSY P/N	COUPLING RING P/N	CABLE O.D.
W3B82-8SG-535	4282V4	.350-.400 IN. [8.9-10.2mm]
W3B82-8SG-535W	4482V4	.350-.400 IN. [8.9-10.2mm]



STD COUPLING RING
P/N: W3B82-8SG-5XX



WINGED COUPLING RING
P/N: W3B82-8SG-5XXW



CUSTOMER APPROVAL

THIS DOCUMENT CONTAINS CONFIDENTIAL INFORMATION PROPRIETARY TO CONXALL CORPORATION. ANY REPRODUCTION, DISCLOSURE, OR USE OF THIS DOCUMENT /INFORMATION IS EXPRESSLY PROHIBITED UNLESS AUTHORIZED IN WRITING BY CONXALL CORPORATION.

APPROVED BY: _____

DATE: _____

RoHS COMPLIANT

A	AB	05-09-19	RELEASE PER DOR 14-6281TC
REV.	INIT.	DATE	DESCRIPTION
ALL INFORMATION ILLUSTRATED IS THE PROPERTY OF "CONXALL CORPORATION." UNAUTHORIZED DUPLICATION OR DISTRIBUTION OF THIS DOCUMENT IS PROHIBITED.		ORIG. DRAWN BY: AB	DATE: 07-21-14
		CHECKED BY:	
ALL UNITS ARE IN FEET, INCHES, FRACTION OF INCHES AND DECIMALS.		APPROVED BY:	
		SCALE NTS	SIZE B
FILE: SAME AS P/N	DIRECTORY: SLW	SHEET 1 OF 1	
TITLE: CABLE END CONNECTOR KIT (2)#12 + (6)#26 SOCKET CONTACTS, SOLDER MULTI-CON-X, WEATHER RESISTANT STANDARD PRODUCT			CUSTOMER: STANDARD PRODUCT
PART NUMBER: W3B82-8SG-5XX(W)			REV A