



Motor control Reference Guide



Contents

| | |
|----|---|
| 4 | ST Motor Control Ecosystem |
| 5 | PMSM & BLDC Motors |
| 9 | 3-phase Induction Motor (ACIM) |
| 14 | Stepper motors |
| 16 | Brushed DC motors |
| 19 | Universal motors |
| 21 | Switched reluctance motors |
| 23 | Microcontrollers |
| 29 | STM32 Motor Control Ecosystem |
| 34 | Motor Driver ICs |
| 48 | Power Modules and IPM |
| 54 | Power MOSFETs |
| 58 | IGBT |
| 59 | 600-650 V IGBT series |
| 60 | 1200 V IGBT series |
| 61 | Diode & Rectifier |
| 62 | Thyristors, Triacs and AC Switches |
| 66 | Protection & Filters devices |
| 68 | MOSFET and IGBT Gate Drivers |
| 74 | Silicon Carbide and Gallium Nitride Gate Drivers |
| 76 | Current, Speed & Positioning Sensing |
| 81 | Digital Isolators |

ST Motor Control Ecosystem



ST's commitment to motor control reinforces the environmental revolution

In line with the environmental revolution, electric motor control is moving very quickly in the direction of higher efficiency for motors and drives. Moreover, an increased level of integration at the lowest cost is required to support market penetration of new technologies, as well as increased safety and reliability. Committed to electric motor control for more than 20 years, ST was among the first to recognize these trends.

ST is riding the winds of change with innovations in integrated intelligent power modules and systems-in-package, monolithic motor drivers, fast and efficient power switches, voltage-transient protected Triacs, powerful and secure microcontrollers. Whichever motor technology you use, from traditional and rugged to the most modern and efficient, ST is able to supply the right electronic devices and a complete ecosystem with a range of evaluation boards, reference designs, firmware and development tools to simplify and accelerate design cycles.

STAY UP-TO-DATE

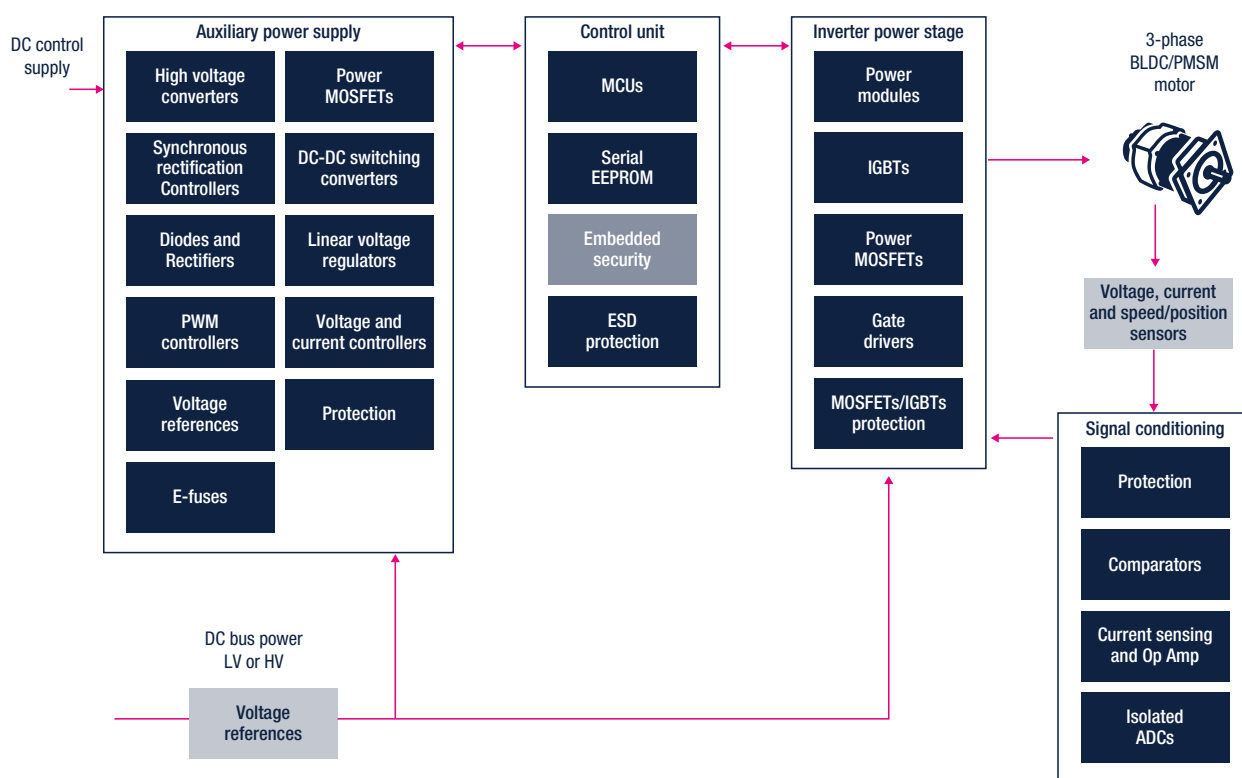
For more information and up-to-date material, visit motor control application page on ST's website at <http://www.st.com/motorcontrol>

PMSM & BLDC Motors

Permanent Magnet synchronous motor and Brushless DC motors are replacing DC brush motors more and more in many applications due to advantages such as higher efficiency, quieter operation and better reliability.

Despite their different structures, all three-phase permanent magnet motors (BLDC, PMSM or PMAC) are driven by a pulse-width-modulated (PWM) three-phase bridge (three half bridges) in order to supply the motor with variable frequency and amplitude of voltages and currents.

To provide the highest level of design flexibility, ST's product portfolio includes specific products for both high- and low-voltage applications like monolithic drivers ICs, power MOSFETs, IGBTs, gate drivers, power modules and dedicated microcontrollers to address a broad range of applications.



Key Products

| | Product family | Description with key Features | Key products |
|---|--|--|--|
| Integrated Drivers and Controllers | <ul style="list-style-type: none"> • STSPIN2 Series • STSPIN8 Series • STSPIN32 Series • L62 Series | Wide range of efficient and accurate motor drivers able to drive PMSM and BLDC motors, ranging from several watts to few kilowatts | <ul style="list-style-type: none"> • STSPIN23* • STSPIN830 • STSPIN32F0* • STSPIN32G4 • L623* |
| Intelligent power Module (IPM/SiP) | <ul style="list-style-type: none"> • SLLIMM 2nd series • SLLIMM-nano 2nd series • System-in-Package PWD • SLLIMM-nano (TH or SMD) • SLLIMM-HP | 3-phase inverter, IGBT and MOSFET based | <ul style="list-style-type: none"> • PWD5T60 • STIxxyzz • STGlxxyzz |

| | Product family | | Description with key Features | Key products |
|----------------------------|--|---|---|--|
| Control unit | <ul style="list-style-type: none"> • STM32 series • STM8S series | | General-purpose product lines ranging from a basic, cost-efficient peripheral set, up to more performance and analog functions able to manage FOC motor control | <ul style="list-style-type: none"> • STM32G0* • STM32G4* • STM32F0* • STM32F1* • STM32F3* • STM32F4* • STM32F7* • STM32L4* • STM8S* |
| MOSFET and IGBT Drivers | <ul style="list-style-type: none"> • L649 series • L639 series • STGAP series • STDRIVE series • L638 series • TD35 series | | STDRIVE MOSFET and IGBT gate drivers | <ul style="list-style-type: none"> • L649* • L639* • STGAP* • STDRIVE* |
| SiC and GaN Drivers | <ul style="list-style-type: none"> • STGAP series • STDRIVEG series | | STDRIVE SiC and GaN gate drivers | <ul style="list-style-type: none"> • STGAP* • STDRIVEG* |
| Power Module | ACEPACK | | Sixpack and CIB topology, MOSFET SiC trench gate field-stop IGBT | <ul style="list-style-type: none"> • A1PyyMwwWz • AxPyySwwMz • AxCyySwwMz |
| Power Switch | <ul style="list-style-type: none"> • F7 & F8 Low Voltage MOSFET • IGBT M series • IGBT H series • DM2 MOSFET • DM6 MOSFET • DM9 MOSFET | | Low voltage MOSFET High voltage IGBT and MOSFET | <ul style="list-style-type: none"> • STxyN4F7 • STxyN6F7 • STxyN8F7 • STxyN10F7 • STxyN10F8 • STGxyyM65DF2 • STGxyyM120DF3 • STGxyyH60DF • STxyN60DM6 • STxyN60DM2 • STx60NyDM9 |
| Inrush Current Limiter | 600 V, 800 V and 1200 V High Tj SCR | | High Tj SCRs. Strong noise immunity trade-off (Up to $dV/dt = 1000 \text{ V}/\mu\text{s}$ at high temperature 150°C , High turn-on capability $dI/dt = 100 \text{ A}/\mu\text{s}$) | <ul style="list-style-type: none"> • TN6050HP-12WY • TN4050HP-12WY • STD06050H-12M2Y • TN5015H-6G • TM8050H-8W |
| Rotary resolver excitation | • TSB58 power op amp | | 4 to 36 V supply, power operational amplifier | • TSB58 |
| Signal conditioning | <ul style="list-style-type: none"> • TSV TSX TSB series - operational amplifiers • TSZ series - zero drift amplifiers • TS series - comparators • TSC series - current sense amplifiers • TSB58 - power operational amplifier | | High speed 20 to 50 MHz Gain Bandwidth Product, High accuracy $V_{io} < 200 \mu\text{V}$, ideal op amps for low side current sensing. Fast response time for fault detection. Bidirectional current sense monitor for low side and high side up to 70 V | <ul style="list-style-type: none"> • TSV792, TSX712, TSB712 • TSB852 • TS3022 • TSC2010, 2011, 2012 • TSC210, 213 |
| Rectification block | Bridge Rectifier | | Low Vf Bridge Rectifier Diodes | • STBRxyy |
| PFC controllers | <ul style="list-style-type: none"> • L498 family • STNRG family • L656 family | | Analog and Digital PFC Controllers | <ul style="list-style-type: none"> • L498x • STNRG0x • L656x |
| Protection | bus voltage: Protection of the integrated Driver and controller | <ul style="list-style-type: none"> • SMAJ series • SM6F series • SM6T series • SM15T/1.5KE series | TVS (Transient Voltage Suppressors) SMxx series and 1.5KExx series designed to clamp overvoltages and dissipate high transient power surges | <ul style="list-style-type: none"> • SMAJ series • SM6F series • SM6T series • SM15T/1.5KE series |
| | Power Management: protect low voltage ICs or block | • ESDAxP-1U1M series | Protect the power line against EOS and ESD transients Low clamping voltage High 8/20 μs surge protection capability from 25 to 160 A Peak Pulse Current | • ESDA7P 120-1U1M |
| | Signal conditioning: To protect signal conditioning ICs | • ESDAxxSC6 series | 400 W IPP (8/20 μs) high ESD protection level up to 30 kV for sensitive equipments | <ul style="list-style-type: none"> • ESDA5V3-5SC6 • ESDA6V15SC6 • ESDA14V2SC6 • ESDA19SC6 • ESDA25SC6 |
| | Connectivity/Control Unit: To protect data lines | • HSP061-2 | Protection of high speed differential lines. Ultralarge bandwidth: 6 GHz Ultralow capacitance: 0.6 pF | <ul style="list-style-type: none"> • HSP061-2M6 • HSP061-2N4 |

Note *: one or more digit for each product of the series

Main Evaluation Boards

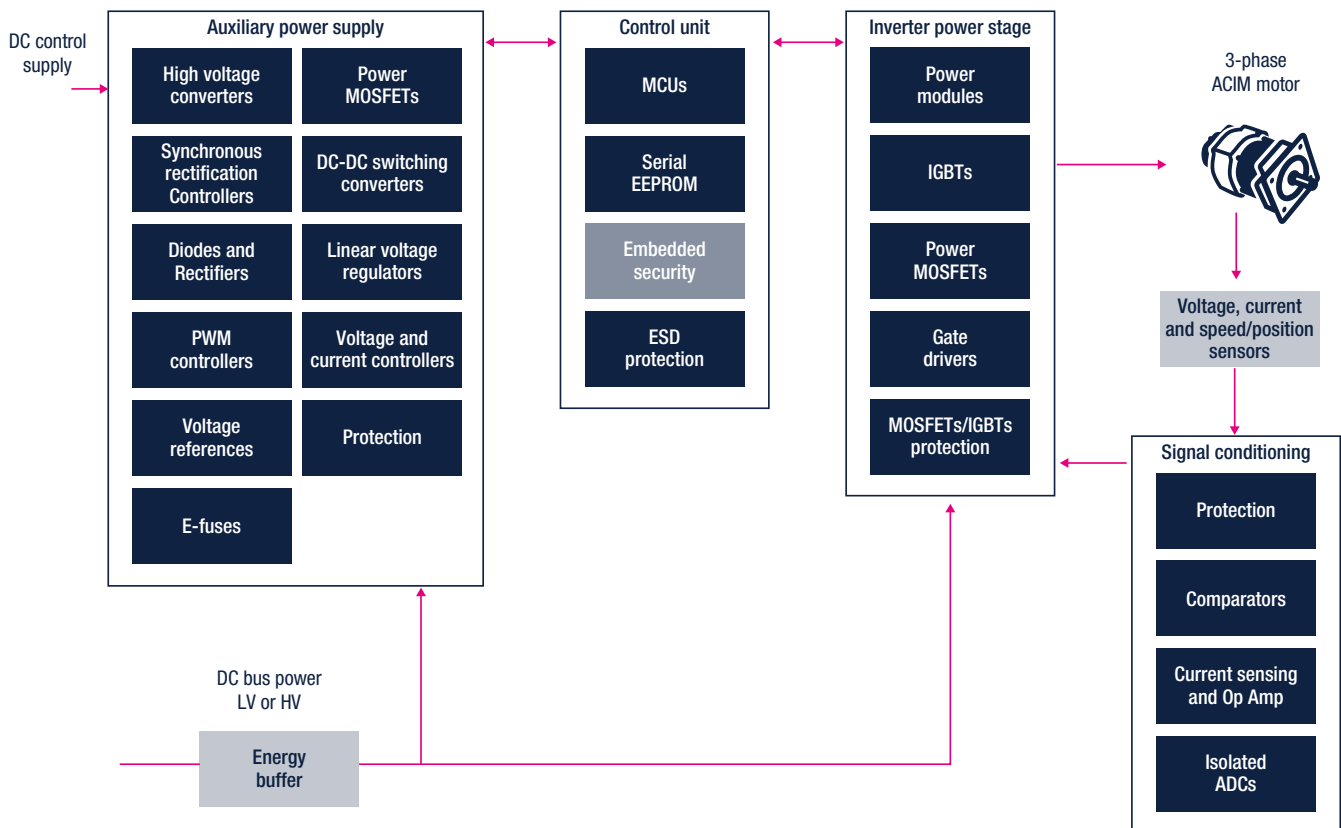
| Reference/bundle | Voltage | Power/Max Current | ST parts | Application focus |
|-------------------|---|--|---|---|
| STEVAL-HKI001V2 | 50 – 650 V _{DC} | Up to 35 A _{RMS} to the motor | <ul style="list-style-type: none"> • 1x A2C35S12M3-F • 7x STGAP1AS • 1x STM32F303RBT7 | Motor drive: pumps, Motion/Servo Control, Industrial motor drives and more |
| STEVAL-STDRIVE601 | Up to 600 V | Up to 1000 kW | <ul style="list-style-type: none"> • 1xSTDRIVE601 • 6xSTGD6M65DF2 | Motor Drive: 3-phase motor drivers, Power board: pumps, fans, Industrial inverters, home appliances |
| STEVAL-CTM009V1 | 48 V _{DC} | Up to 5 kW | <ul style="list-style-type: none"> • 36x STH310N10F7-6 or STH315N10F7-6 • 3x L6491DTR • 1x A7986ATR • 1x TSZ121IYLT • 4x STTH102AY • 7x STPS5L60SY • 6x SM15T12CAY • 1x SM4T28AY • 1x ESDA14V2LY, ESDA6V2LY, ESDA5V2LY | Power board: forklifts, golf carts professional power tools, E-rickshaws and more |
| STEVAL-CTM010V1 | 230 V _{AC} 50 Hz/ 60 Hz | Up to 2 kW | <ul style="list-style-type: none"> • STGIB10CH60TS-L • STGIPQ3H60T-HZ • STGWT20H65FB • STTH30AC06CPF • PM8841D • T1235T-8FP • TS391RILT • STM32F303RBT6 • VIPER26LD | Room air conditioning |
| STEVAL-IPM05F | 125 – 400 V _{DC} | Up to 500 W | • 1x STGIF5CH60TS-L | Power board: pumps, compressors, fans, home appliances |
| STEVAL-IPM07F | 125 – 400 V _{DC} | Up to 700 W | • 1x STGIF7CH60TS-L | Power board: pumps, compressors, fans, home appliances |
| STEVAL-IPM08B | 125 – 400 V _{DC} | Up to 800 W | • 1x STGIB8CH60TS-L | Power board: pumps, compressors, fans, home appliances |
| STEVAL-IPM10B | 125 – 400 V _{DC} | Up to 1200 W | • 1x STGIB10CH60TS-L | Power board: pumps, compressors, fans, home appliances |
| STEVAL-IPMM10B | 125 – 400 V _{DC} | Up to 1200 W | • 1xSTIB1060DM2T-L | Power board: pumps, compressors, fans, home appliances |
| STEVAL-IPM10F | 125 – 400 V _{DC} | Up to 1000 W | • 1x STGIF10CH60TS-L | Power board: pumps, compressors, fans, home appliances |
| STEVAL-IPMM15B | 125 – 400 V _{DC} | Up to 1500 W | • 1xSTIB1560DM2T-L | Power board: pumps, compressors, fans, home appliance |
| STEVAL-IPM15B | 125 – 400 V _{DC} | Up to 1500 W | • 1x STGIB15CH60TS-L | Power board: pumps, compressors, fans, home appliances |
| STEVAL-IPM20B | 125 – 400 V _{DC} | Up to 2000 W | • 1xSTGIB20M60TS-L | Power board: pumps, compressors, fans, home appliances |
| STEVAL-IPM30B | 125 – 400 V _{DC} | Up to 2500 W | • 1xSTGIB30M60TS-L | Power board: pumps, compressors, fans, home appliances |
| STEVAL-IPMNM1S | 125 – 400 V _{DC} | Up to 60 W | • 1x STIPNS1M50T-H | Power board: pumps, fans, small appliances |
| STEVAL-IPMNM2S | 125 – 400 V _{DC} | Up to 100 W | • 1x STIPNS2M50T-H | Power board: pumps, fans, small appliances |
| STEVAL-IPMnM3Q | 125 – 400 V _{DC} | Up to 300 W | • 1xSTIPQ3M60T-HZ | Power board: pumps, compressors, fans, home appliances |
| STEVAL-IPMnM5Q | 125 – 400 V _{DC} | Up to 450 W | • 1xSTIPQ5M60T-HZ | Power board: pumps, compressors, fans, home appliances |
| STEVAL-IPMNG3S | 125 – 400 V _{DC} | Up to 300 W | • 1x STGIPNS3H60T-H | Power board: pumps, compressors, fans, high-end power tools |
| STEVAL-IPMNM1N | 125 – 400 V _{DC} | Up to 60 W | • 1x STIPN1M50T-H | Power board: pumps, fans, small appliances |
| STEVAL-IPMNM2N | 125 – 400 V _{DC} | Up to 100 W | • 1x STIPN2M50T-H | Power board: pumps, fans, small appliances |
| STEVAL-IPMNG3Q | 125 – 400 V _{DC} | Up to 300 W | • 1x STGIPQ3H60T-HZ | Power board: pumps, compressors, fans, high-end power tools |
| STEVAL-IPMNG5Q | 125 – 400 V _{DC} | Up to 450 W | • 1x STGIPQ5C60T-HZ | Power board: pumps, compressors, fans, high-end power tools |
| STEVAL-IPMNG8Q | 125 – 400 V _{DC} | Up to 600 W | • 1x STGIPQ8C60T-HZ | Power board: pumps, compressors, fans, high-end power tools |
| STEVAL-IHM023V3 | 90 – 285 V _{AC} 125 – 400 V _{DC} | Up to 1 kW | <ul style="list-style-type: none"> • 3x L6390 • 1x Viper16 • 7x STGP10H60DF | Power board: pumps, compressors, washing machines and more |
| STEVAL-IHM028V2 | 90 – 285 V _{AC} 125 – 400 V _{DC} | Up to 2 kW | <ul style="list-style-type: none"> • 1x STGIPS20C60 • 1x VIPer26LD • 1x STGW35NB60SD | Power board: pumps, compressors, air conditioning and more |
| STEVAL-IHM032V1 | 86 to 260 V _{AC} | Up to 150 W | <ul style="list-style-type: none"> • 2x L6392D • 1x L6391D • 1x Viper12 • 6 x STGD3HF60HD | Power board: pumps, compressors, fans, home appliances and more |
| STEVAL-IHM035V2 | 120/230 V _{AC} | Up to 100 W | <ul style="list-style-type: none"> • 1x STGIPN3H60 • 1x VIPer16L | Power board: pumps, compressors, fans, home appliances and more |
| STEVAL-IHT008V1 | 230 V _{AC} or 120 V _{AC} | Up to 800 W | <ul style="list-style-type: none"> • 1x T1635T-8FP • 1x ACST210-8FP • 1x ACS108-8SN • 1x Z0109MUF • 1x VIPER 26LD • 1x STM8S103K3T3C | Inrush current limiter for inverter-based home appliances |
| STEVAL-SCR001V1 | 90 - 265 V _{AC} | Up to 800 W | • 2x TN5015H-6G | Inrush current limiter for small appliances with BLDC motor |
| STEVAL-SCR002V1 | 90 - 265 V _{AC} | Up to 1000 W | • 2x TN1605H-8T | Inrush current limiter for White-Goods with BLDC motor |

| Reference/bundle | Voltage | Power/Max Current | ST parts | Application focus |
|--------------------------------|---------------------------------|-------------------|--|---|
| <u>STEVAL-ESC001V1</u> | 11.1 up to 22.2 V _{DC} | Up to 20 Arms | <ul style="list-style-type: none"> • 6x STL160N4F7 • 3x L6398DTR • STM32F303CBT7 • 3x TSV991ILT • 1x STPS1L40M, 3x STPS0560Z, 7x BAT30KFILM • 1x L7986TR | Motor drive: Electronics speed controllers for drones (E.S.C.), RC vehicles (electric cars, helicopter, trucks, etc) |
| <u>STEVAL-ESC002V1</u> | 6.7 - 45 V _{DC} | Up to 20 Arms | <ul style="list-style-type: none"> • 1x STSPIN32F0A • 1x STL140N6F7 • 1x STPS0560Z • 1x LMV321LILT | Power tools, fans, pumps, drones ESC, air purifiers, coffee machines, edu/home robots |
| <u>STEVAL-SPIN3201</u> | 8 - 45 V _{DC} | Up to 15 Arms | <ul style="list-style-type: none"> • 1x STSPIN32F0 • 6x STD140N6F7 • 1x STPS1L60A • 7x BAT30KFILM • 1x LD3985M33R • 1x USBL6-2SC6 | Power tools, fans, pumps, drones ESC, home appliances, factory automation, edu/home robots |
| <u>EVSPIN32G4</u> | 10 V - 75 V | Up to 35 A | <ul style="list-style-type: none"> • 1x STSPIN32G4 • 6x STL110N10F7 • 1x STM32F103CBT6 | Three-phase brushless motors: industrial and home automations Home appliance, servo drives and e-bikes, service and automation robots, power and garden tools, pumps, fans, drones and aeromodelling |
| <u>STEVAL-SPIN3202</u> | 7 - 45 V _{DC} | Up to 15 Arms | <ul style="list-style-type: none"> • STSPIN32F0A • 6x STD140N6F7 • 1x STPS1L60A • 7x BAT30KFILM • 1x LD3985M33R • 1x USBL6-2SC6 | Power tools, fans, pumps, drones ESC, home appliances, factory automation, edu/home robots |
| <u>STEVAL-SPIN3204</u> | 7 - 45 V _{DC} | Up to 15 Arms | <ul style="list-style-type: none"> • 1x STSPIN32F0B • 6x STD140N6F7 • 1x STPS1L60A • 7x BAT30KFILM • 1x LD3985M33R • 1x USBL6-2SC6 | Power tools, fans, pumps, drones ESC, home appliances, factory automation, edu/home robots |
| <u>EVSPIN32G4NH</u> | 10 V - 75 V | Up to 25 A | <ul style="list-style-type: none"> • 1x STSPIN32G4 • 6x STL110N10F7 • 1x STM32F103CBT6 | Three-phase brushless motors: industrial and home automations Home appliance, servo drives and e-bikes, service and automation robots, power and garden tools, pumps, fans, drones and aeromodelling |
| <u>STEVAL-GMBL02V1</u> | 6 - 8.4 V _{DC} | Up to 1.3 Arms | <ul style="list-style-type: none"> • 3x STSPIN233; • 1x STM32F303RE • 1x LSM6DSLTR • 1x M24C02-RMN6TP • 1x USBL6-4SC6 | Handheld applications and drone 3 axis gimbals |
| <u>X-NUCLEO-IHM07M1</u> | 8 - 48 V _{DC} | Up to 1.4 Arms | <ul style="list-style-type: none"> • 1x L6230PD • 1x TSV994IPT | Fans, pumps, factory automation, money handling machines and medical equipment |
| <u>X-NUCLEO-IHM08M1</u> | 10 - 48 V _{DC} | Up to 15 Arms | <ul style="list-style-type: none"> • 6x STL220N6F7 • 3x L6398D • 1x TSV994IPT • 1x ST1S14PHR • 1x LMV331ILT | Power tools, fans, pumps, drones ESC, home appliances, factory automation, edu/home robots |
| <u>X-NUCLEO-IHM09M1</u> | N.A. | N.A. | • Not Silicon Part | Motor control connector adapter |
| <u>X-NUCLEO-IHM16M1</u> | 7 - 45 V _{DC} | Up to 1.5 Arms | <ul style="list-style-type: none"> • 1x STSPIN830 • 1x TSV994IPT | Antenna control, fans, robots, factory automation, home appliances and medical equipment |
| <u>X-NUCLEO-IHM17M1</u> | 1.8 - 10 V _{DC} | Up to 1.3 Arms | <ul style="list-style-type: none"> • 1x STSPIN233 • 1x TSV994IPT | Healthcare and medical, IoT, gimbals, edu/home robots, toys, fans, small actuators |
| <u>P-NUCLEO-IHM001</u> | 8 - 48 V _{DC} | Up to 1.4 Arms | <ul style="list-style-type: none"> • 1x L6230 • 1x STM32F302R8 | Fans, pumps, factory automation, money handling machines and medical equipment |
| <u>STEVAL-IHM03</u> | 7 - 45 VDC | Up to 1.5 Arms | <ul style="list-style-type: none"> • 1x STSPIN830 • 1x STM32G431RB | Fans, pumps, factory automation, money handling machines and medical equipment |
| <u>STEVAL-ISQ014V1</u> | N.A. | N.A. | | Low-side current sensing based on TSZ121 UM1737 |
| <u>STEVAL-AETKT1V2</u> | N.A. | N.A. | | High-side current-sense amplifier demonstration board based on TSC2010, 2011, 2012 |
| <u>STEVAL-AETKT2V1</u> | N.A. | N.A. | | High precision bidirectional current sense amplifiers based on the TSC2010/13 |

3-phase Induction Motor (ACIM)

Overview

Three-phase induction motors are brushless motors. The stator is copper-wound and the rotor is typically an aluminum squirrel cage. The typical drive configuration is a three-phase bridge (3 half-bridges) modulated to provide three sine wave voltages to the stator. Typically used in higher power applications, the driving portion can be composed of power MOSFETs or IGBTs with high-voltage gate drivers, or power modules integrating three half-bridges and related gate driving stage. Field oriented-control or scalar (volts/hertz) control algorithms are implemented in the microcontroller that controls the inverter.



Key Products

| | Product family | Description with key Features | Key products |
|--|---|---|--|
| Control unit | <ul style="list-style-type: none"> • STM32 Series | General-purpose product lines ranging from a basic, cost-efficient peripheral set, up to more performance and analog functions able to manage FOC motor control | <ul style="list-style-type: none"> • STM32F7* • STM32F4* • STM32F30* • STM32F0* • STM32G0* • STM32G4 • STM32L4 |
| Intelligent power Module (IPM) | <ul style="list-style-type: none"> • SLLIMM 2nd series • SLLIMM-HP • SLLIMM-nano 2nd series • System-in-Package PWD | 3-phase inverter, IGBT and MOSFET based | <ul style="list-style-type: none"> • STGlxxyzz • STIxxyzz • PWD5T60 |
| MOSFET and IGBT Drivers | <ul style="list-style-type: none"> • L649 series • L639 series • STGAP series • STDRIVE series | STDRIVE Mosfet and IGBT gate drivers | <ul style="list-style-type: none"> • L649* • L639* • STGAP* • STDRIVE* |
| Power Module | <ul style="list-style-type: none"> • ACEPACK | Sixpack and CIB topology, trench gate field-stop IGBT | <ul style="list-style-type: none"> • AxPyySwwMz • AxCyySwwMz |
| Power Switch | <ul style="list-style-type: none"> • IGBT M series • IGBT S series • IGBT H series • DM2 MOSFET • SiC MOSFET • DM6 MOSFET • DM9 MOSFET | IGBT and High Voltage Power MOSFET | <ul style="list-style-type: none"> • STGxyyM65DF2 • STGxyyM120DF3 • STGxyyS120DF3 • STGxyyH60DF • STxyN60DM2 • STxyN60DM6 • STx60NyDM9 • STx65NyDM9 • SCTxyyN65G2 • SCTxxxxy65G3 • SCTxxxxy75G3 • SCTxyyN120G2 • SCTxxxxy120G3 • SCTxxN170 |
| Inrush Current Limiter | <ul style="list-style-type: none"> • High Temperature SCR | From 12 A to 80 A and 600 V to 1200 V SCR. Junction $T_j = 150^\circ\text{C}$ Strong noise immunity trade-off ($dV/dt = 500\text{ V}/\mu\text{s}$, $I_{GT} = 15\text{ mA}$ or $1000\text{ V}/\mu\text{s}/50\text{ mA}$) | <ul style="list-style-type: none"> • TN1205H-6G • TN2015H-6FP • TN3015H-6G • TN5015H-6G • TN3050H-12GY • TN4050HP-12WY • TN4050-12PI • TN6050HP-12WY |
| Signal conditioning | <ul style="list-style-type: none"> • TSV7 series • TSC2 series | High speed up to 20 MHz low voltage op amp for low side current sensing. Bi-directional current sense monitor for low side and high side up to 70 V | <ul style="list-style-type: none"> • TSV99x • TSV91x • TSC201x |
| Sigma Delta ISOSD61 and Data I/F STIS0621 | <ul style="list-style-type: none"> • TSV TSX TSB series - operational amplifiers • TSZ series - zero drift amplifiers • TS series - comparators • TSC series - current sense amplifiers | High accuracy and high gain bandwidth product for low-side current measurement. Fast response time for fault detection. High voltage capability for accurate high side current measurement | <ul style="list-style-type: none"> • TSV732, TSX712, TSB712 • TSZ122, TSZ182 • TS3022 • TSC2010, 2011, 2012 • TSC210, 213 • TSC2011, TSC210 |
| Rectification block | Bridge Rectifier | Low Vf Bridge Rectifier Diodes | <ul style="list-style-type: none"> • STBRxxyy |
| PFC controllers | <ul style="list-style-type: none"> • L498 family • STNRG family • L656 family | Analog and Digital PFC Controllers | <ul style="list-style-type: none"> • L498x • STNRG0x • L656x |

Note *: one or more digit for each product of the series

| | Product family | | Description with key Features | Key products |
|------------|---|---|--|--|
| Protection | bus voltage: Protection of the IPM | <ul style="list-style-type: none"> • SMAJ series • SM6F series • SM6T series • SM15T/1.5KE series | TVS (Transient Voltage Suppressors) SMxx series and 1.5KExx series designed to clamp overvoltages and dissipate high transient power surges | <ul style="list-style-type: none"> • SMAJ series • SM6F series • SM6T series • SM15T/1.5KE series |
| | Power Management: protect low voltage ICs or block | <ul style="list-style-type: none"> • ESDAxP-1U1M series | Protect the power line against EOS and ESD transients Low clamping voltage High 8/20 μ s surge protection capability from 25 to 160 A Peak Pulse Current | <ul style="list-style-type: none"> • ESDA7P 120-1U1M |
| | Signal conditioning: To protect signal conditioning ICs | <ul style="list-style-type: none"> • ESDAxxSC6 series | 400 W IPP (8/20 μ s) high ESD protection level up to 30 kV for sensitive equipments | <ul style="list-style-type: none"> • ESDA5V3-5SC6 • ESDA6V15SC6 • ESDA14V2SC6 • ESDA19SC6 • ESDA25SC6 |
| | Connectivity/Control Unit: To protect data lines | <ul style="list-style-type: none"> • HSP061-2 | Protection of high speed differential lines. Ultralarge bandwidth: 6 GHz Ultralow capacitance: 0.6 pF | <ul style="list-style-type: none"> • HSP061-2M6 • HSP061-2N4 |

Main Evaluation Boards

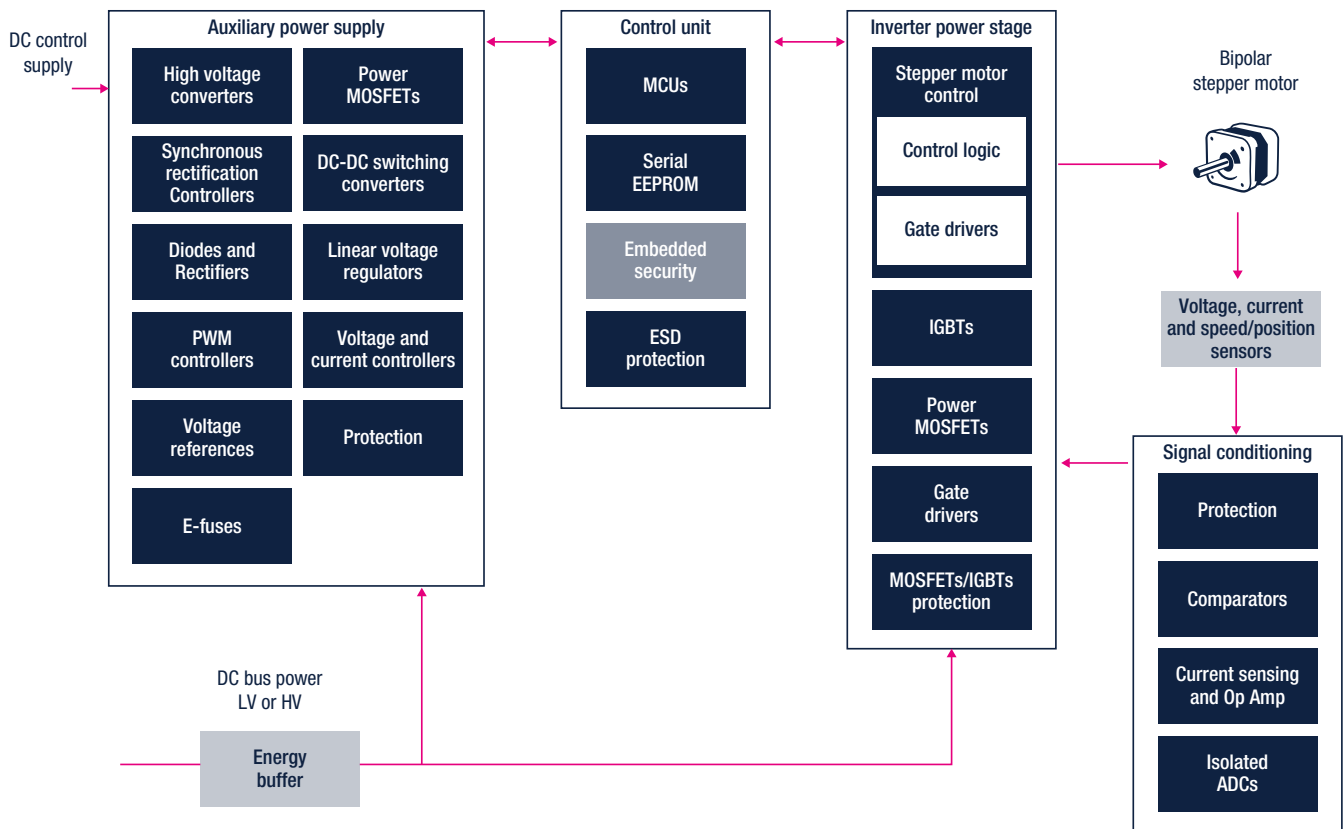
| Reference/bundle | Voltage | Power/Max Current | ST parts | Application focus |
|----------------------------------|-------------------------------------|---------------------------|--|---|
| <u>STEVAL-HKI001V2</u> | 50 – 650 V _{DC} | Up to 35 A _{RMS} | <ul style="list-style-type: none"> • 1x A2C35S12M3-F • 7x STGAP1AS • 1x STM32F303RBT7 | Motor drive: pumps, Motion/Servo Control, Industrial motor drives and more |
| <u>STEVAL-STDRIIVE601</u> | Up to 600 V | Up to 1000 W | <ul style="list-style-type: none"> • 1xSTDRIIVE601 • 6xSTGD6M65DF2 | Motor Drive: 3-phase motor drivers, Power board: pumps, fans, Industrial inverters, home appliances |
| <u>STEVAL-AP1PF50M</u> | 125 – 400 V _{DC} | Up to 10 kW | <ul style="list-style-type: none"> • A1P50S65M2 • STGAP2S • STGWA50M65DF2 | HVAC, pumps, industrial drives |
| <u>STEVAL-CTM010V1</u> | 230 V _{AC} 50 Hz/ 60 Hz | Up to 2 kW | <ul style="list-style-type: none"> • STGIB10CH60TS-L • STGIPQ3H60T-HZ • STGWT20H65FB • STTH30AC06CPF • PM8841D • T1235T-8FP • TS391RILT • STM32F303RBT6 • VIPER26LD | Room air conditioning |
| <u>STEVAL-IPM05F</u> | 125 – 400 V _{DC} | Up to 500 W | • 1x STGIF5CH60TS-L | Power board: pumps, compressors, fans, home appliances |
| <u>STEVAL-IPM07F</u> | 125 – 400 V _{DC} | Up to 700 W | • 1x STGIF7CH60TS-L | Power board: pumps, compressors, fans, home appliances |
| <u>STEVAL-IPM08B</u> | 125 – 400 V _{DC} | Up to 800 W | • 1x STGIB8CH60TS-L | Power board: pumps, compressors, fans, home appliances |
| <u>STEVAL-IPM10B</u> | 125 – 400 V _{DC} | Up to 1200 W | • 1x STGIB10CH60TS-L | Power board: pumps, compressors, fans, home appliances |
| <u>STEVAL-IPMM10B</u> | 125 – 400 V _{DC} | Up to 1200 W | • 1xSTIB1060DM2T-L | Power board: pumps, compressors, fans, home appliances |
| <u>STEVAL-IPM10F</u> | 125 – 400 V _{DC} | Up to 1000 W | • 1x STGIF10CH60TS-L | Power board: pumps, compressors, fans, home appliances |
| <u>STEVAL-IPMM15B</u> | 125 – 400 V _{DC} | Up to 1500 W | • 1xSTIB1560DM2T-L | Power board: pumps, compressors, fans, home appliance |
| <u>STEVAL-IPM15B</u> | 125 – 400 V _{DC} | Up to 1500 W | • 1x STGIB15CH60TS-L | Power board: pumps, compressors, fans, home appliances |
| <u>STEVAL-IPM20B</u> | 125 – 400 V _{DC} | Up to 2000 W | • 1xSTGIB20M60TS-L | Power board: pumps, compressors, fans, home appliances |
| <u>STEVAL-IPM30B</u> | 125 – 400 V _{DC} | Up to 2500 W | • 1xSTGIB30M60TS-L | Power board: pumps, compressors, fans, home appliances |
| <u>STEVAL-IPNMN1S</u> | 125 – 400 V _{DC} | Up to 60 W | • 1x STIPNS1M50T-H | Power board: pumps, fans, small appliances |
| <u>STEVAL-IPNMN2S</u> | 125 – 400 V _{DC} | Up to 100 W | • 1x STIPNS2M50T-H | Power board: pumps, fans, small appliances |
| <u>STEVAL-IPMNG3S</u> | 125 – 400 V _{DC} | Up to 300 W | • 1x STGIPNS3H60T-H | Power board: pumps, compressors, fans, high-end power tools |
| <u>STEVAL-IPNMN1N</u> | 125 – 400 V _{DC} | Up to 60 W | • 1x STIPN1M50T-H | Power board: pumps, fans, small appliances |
| <u>STEVAL-IPMnM3Q</u> | 125 – 400 V _{DC} | Up to 300 W | • 1xSTIPQ3M60T-HZ | Power board: pumps, compressors, fans, home appliances |
| <u>STEVAL-IPNMN2N</u> | 125 – 400 V _{DC} | Up to 100 W | • 1x STIPN2M50T-H | Power board: pumps, fans, small appliances |

| Reference/bundle | Voltage | Power/Max Current | ST parts | Application focus |
|-------------------------------|---|-------------------|--|---|
| <u>STEVAL-IPMNG3Q</u> | 125 – 400 V _{DC} | Up to 300 W | <ul style="list-style-type: none"> • 1x STGIPQ3H60T-HZ | Power board: pumps, compressors, fans, high-end power tools |
| <u>STEVAL-IPMnM5Q</u> | 125 – 400 V _{DC} | Up to 450 W | <ul style="list-style-type: none"> • 1xSTIPQ5M60T-HZ | Power board: pumps, compressors, fans, home appliances |
| <u>STEVAL-IPMNG5Q</u> | 125 – 400 V _{DC} | Up to 450 W | <ul style="list-style-type: none"> • 1x STGIPQ5C60T-HZ | Power board: pumps, compressors, fans, high-end power tools |
| <u>STEVAL-IPMNG8Q</u> | 125 – 400 V _{DC} | Up to 600 W | <ul style="list-style-type: none"> • 1x STGIPQ8C60T-HZ | Power board: pumps, compressors, fans, high-end power tools |
| <u>STEVAL-IHM023V3</u> | 90 – 285 V _{AC} 125 – 400 V _{DC} | Up to 1 kW | <ul style="list-style-type: none"> • 3x L6390 • 1x VIPer16 • 7x STGP10H60DF | Power board: pumps, compressors, washing machines and more |
| <u>STEVAL-IHM028V2</u> | 90 – 285 V _{AC} 125 – 400 V _{DC} | Up to 2 kW | <ul style="list-style-type: none"> • 1x STGIPS20C60 • 1x VIPer26LD • 1x STGW35NB60SD | Power board: pumps, compressors, air conditioning and more |
| <u>STEVAL-IHM032V1</u> | 86 to 260 V _{AC} | Up to 150 W | <ul style="list-style-type: none"> • 2x L6392D • 1x L6391D • 1x VIPer12 • 6x STGD3HF60HD | Power board: pumps, compressors, fans, home appliances and more |
| <u>STEVAL-IHM034V2</u> | 230 V _{AC} | Up to 1700 W | <ul style="list-style-type: none"> • 1x STGIPS20C60 • 1x L6391 • 1x VIPer16LD • 1x TSV914ID • 3x STTH1L06A | Motor drive with digital PFC: room air conditioning, compressor and more |
| <u>STEVAL-IHM035V2</u> | 120/230 V _A | Up to 100 W | <ul style="list-style-type: none"> • 1x STGIPN3H60 • 1x VIPer16L | Power board: pumps, compressors, fans, home appliances and more |
| <u>STEVAL-ISF003V1</u> | 230 V _{AC} (or 120 V _{AC}) | Up to 7.4 kW | <ul style="list-style-type: none"> • 1x TN5050H-12WY • 1x STTH60L10WY • 1x STM8S103K3T3 | Inrush current limiter board |
| <u>STEVAL-IHT008V1</u> | 230 V _{AC} or 120 V _{AC} | Up to 800 W | <ul style="list-style-type: none"> • 1x T1635T-8FP • 1x ACST210-8FP • 1x ACS108-8SN • 1x Z0109MUF • 1x VIPER 26LD • 1x STM8S103K3T3C | Low standby loss front-end with inrush current limitation and insulated AC switch control |
| <u>STEVAL-SCR001V1</u> | 90-265 V _{AC} | Up to 800 W | <ul style="list-style-type: none"> • 2x TN5015H-6G | Inrush current solution with bypass SCR |
| <u>STEVAL-ISQ014V1</u> | N.A | N.A | | Low-side current sensing based on TSZ121 UM1737 |
| <u>STEVAL-SCR001V1</u> | N.A | N.A | | High-side current-sense amplifier demonstration board based on TSC2011 |
| <u>STEVAL-AETKT1V2</u> | N.A | N.A | | High-side current-sense amplifier demonstration board based on TSC2010, 2011, 2012 |

Stepper motors

Overview

Stepper motors are widely used in holding and positioning applications in the computer, security, industrial automation sectors. Depending on the number of phases, the winding arrangement and the required level of motion smoothness, ST offers several types of bipolar stepper motor drivers to ensure the best performance for your application. In bipolar stepper motors, current can flow in both directions; a full-bridge converter is required to drive each of the two windings of a two-phase motor. During motion, the type of electronic control (full step, half step, microstepping) and the resulting phase current waveform impact the vibration level, the acoustic noise, motion smoothness and sensitivity to resonances. ST fully supports all of these configurations with monolithic motor driver ICs (embedding digital controllers, power devices and protection functions), and for higher power, with a controller + MOSFET combination approach.



Key Products

| | Product family | | Description with key Features | Key products |
|---------------------|---|----------------------|--|--|
| Control unit | • STM32 Series | | | <ul style="list-style-type: none"> • STM32F0 Series • STM32F1 Series • STM32F3 Series • STM32F4 Series • STM32G0 Series • STM32G4 Series • STM32L4 Series |
| Monolithic driver | <ul style="list-style-type: none"> • STSPIN2 Series • STSPIN8 Series • STSPIN9 series • PowerSTEP01 • L62 Series • L64 Series | | Efficient and accurate stepper drivers able to reach high motion resolution, up to 256 microsteps and to fit in a wide range of applications, spanning from portable to high current industrial ones | <ul style="list-style-type: none"> • STSPIN220 • STSPIN820 • STSPIN948 • PowerSTEP01 • L62x8 • L64* |
| Power switch | • F7 Low Voltage | | Low Voltage MOSFET | <ul style="list-style-type: none"> • STxyN4F7 • STxyN6F7 |
| Signal conditioning | <ul style="list-style-type: none"> • TSV TSX TSB series - operational amplifiers • TSZ series - zero drift amplifiers • TS series - comparators • TSC series - current sense amplifiers | | High accuracy and high gain bandwidth product for low-side current measurement. Fast response time for fault detection. High voltage capability for accurate high side current measurement | <ul style="list-style-type: none"> • TSV732, TSV772, TSV782, TSV792, TSX712, TSB712 • TSZ122, TSZ182, TS3022 • TSC2010, 2011, 2012 TSC210, 213 |
| Protection | DCDC Protection Power Management | • ESDAxP-1U1M series | Protect the power line against EOS and ESD transients Low clamping voltage High 8/20 μ s surge protection capability from 25 to 160 A Peak Pulse Current | <ul style="list-style-type: none"> • ESDA7P120-1U1M • ESDA13P70-1U1M • ESDA15P60-1U1M • ESDA17P100-1U1M • ESDA25P35-1U1M |
| | Connectivity/Control Unit: To protect data lines | • HSP061-2 | Protection of high speed differential lines. Ultralarge bandwidth: 6 GHz Ultralow capacitance: 0.6 pF | <ul style="list-style-type: none"> • HSP061-2M6 • HSP061-2N4 |

Main Evaluation Boards

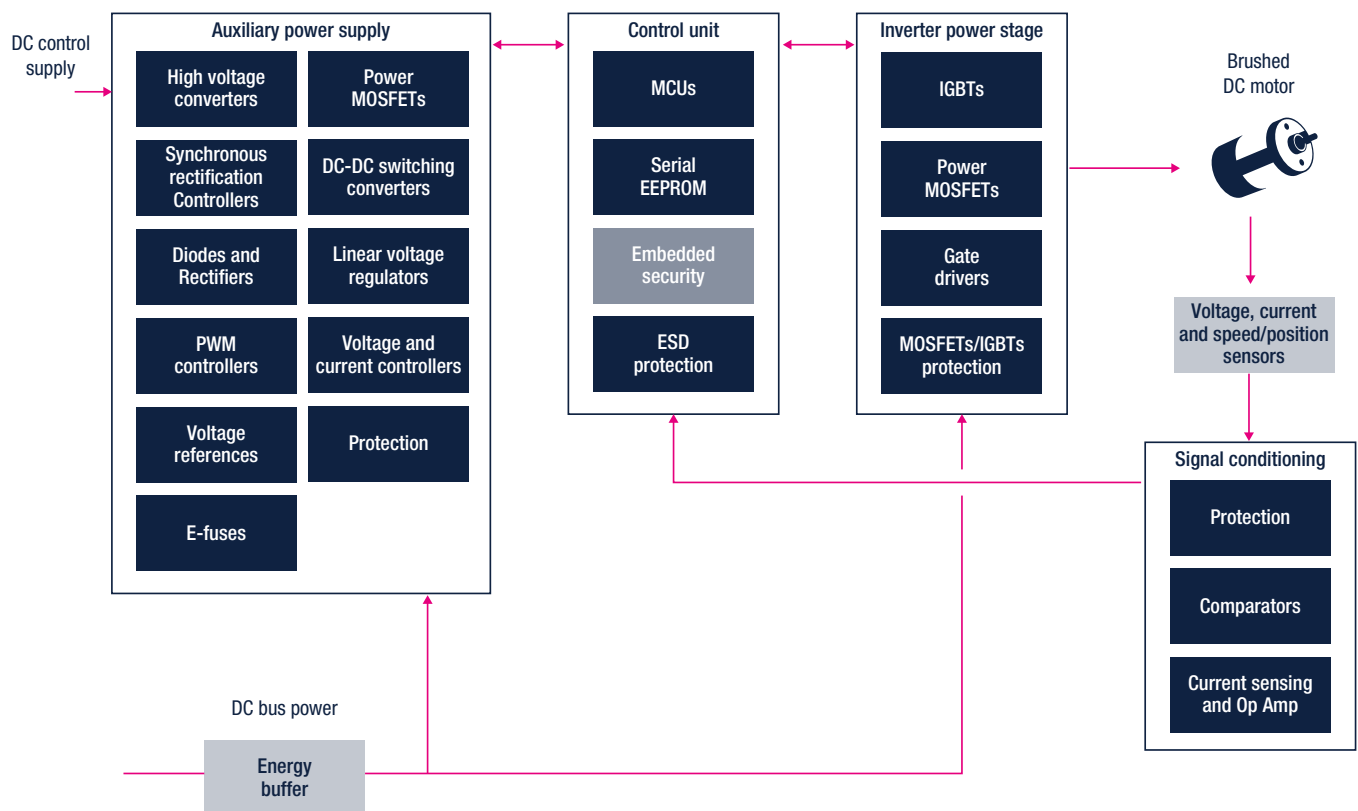
| Reference/bundle | Voltage | Power/Max Current | ST parts | Application focus |
|---|---------------------------|----------------------------|--|--|
| <u>X-NUCLEO-IHM14A1</u> | 7 - 45 V _{DC} | Up to 1.5 A _{rms} | • 1x STSPIN820 | Label printers, surveillance and dome cameras, textile machines, 3D printers, antenna control |
| <u>X-NUCLEO-IHM06A1</u> | 1.8 - 10 V _{DC} | Up to 1.3 A _{rms} | • 1x STSPIN220 | POS, cash registers, toys, camera control, IoT and haptic feedbacks 3D printers |
| <u>X-NUCLEO-IHM05A1</u> | 8 - 50 V _{DC} | Up to 2.8 A _{rms} | • 1x L6208PD | Money handling machines, factory automation, valves, textile machines |
| <u>X-NUCLEO-IHM03A1</u> | 10.5 - 85 V _{DC} | Up to 10 A _{rms} | • 1x powerSTEP01 | Textile and sewing machines, pick and place machines, factory automation, industrial printers, industrial mixers |
| <u>X-NUCLEO-IHM01A1</u> | 8 - 45 V _{DC} | Up to 3 A _{rms} | • 1x L6474PD | Textile machines, factory automation, industrial and 3D printers |
| <u>EVLSPIN948</u> | 5 - 58 V _{DC} | Up to 4.5 A _{rms} | • 1x STSPIN948 | Home appliances, robotics, stage lighting, vending machines, textile machines, antenna control, factory automation |
| <u>STEVAL-ISQ014V1</u> | N.A. | N.A. | | Low-side current sensing based on TSZ121 UM1737 |
| <u>STEVAL-AETKT1V1</u> | N.A. | N.A. | | High-side current-sense amplifier demonstration board based on TSC2011 |
| <u>STEVAL-AETKT1V2</u> | N.A. | N.A. | | High-side current-sense amplifier demonstration board based on TSC2010, 2011, 2012 |
| <u>EVALSP820-XS</u> | 7 - 45 V | Up to 2.5 A per phase | • STSPIN820 | 3D printers, medical equipment, textile, sewing machines |
| <u>X-NUCLEO-IHM02A1</u> | 8 - 45 V | Up to 3 Arms | <ul style="list-style-type: none"> • 2 x L6470 • 1x ST1S14 | Two axis stepper motor driver expansion board based on the L6470 for STM32 Nucleo |

Note *: one or more digit for each product of the series

Brushed DC motors

Overview

Brushed DC motor are commonly used in industrial applications such as robots, valves and healthcare equipment. When only one direction of rotation is required, a single switch topology with PWM modulation can be used to vary the voltage applied to the motor, and thus to control its speed. When positioning is required or when both directions of rotation are needed (e.g. car windows) a full H-bridge with PWM control is used. At lower power levels, ST offers a full set of integrated motor drivers with a progressive selection of integrated features, embedded gate drivers, power transistors, protection functions, current sensing and even DC-DC converters. For higher power needs, ST's portfolio also includes discrete low voltage power MOSFETs and gate driver ICs to implement the required H-bridge. A general-purpose 8-bit microcontroller or a cost-optimized 32-bit microcontroller can be used to implement these drives.



Key Products

| | Product family | | Description with key Features | Key products |
|--------------------------------|---|---|--|--|
| Control unit | <ul style="list-style-type: none"> • STM32 Series • STM8S Series | | | <ul style="list-style-type: none"> • STM32F0 Series • STM32F1 Series • STM32G0 Series |
| Monolithic driver | <ul style="list-style-type: none"> • STSPIN2 Series • STSPIN8 Series • STSPIN9 Series • PWD Series • L62 Series | | A complete set of versatile and scalable monolithic motor drivers addressing a wide range of applications, spanning from portable to high current and high voltage industrial ones | <ul style="list-style-type: none"> • STSPIN2* • STSPIN840 • STSPIN948 • STSPIN958 • PWD*F60 • L62* |
| MOSFET and IGBT Drivers | <ul style="list-style-type: none"> • L649 series • L639 series • STDRIVE101 • STDRIVE601 | | STDRIVE Mosfet and IGBT Gate drivers | <ul style="list-style-type: none"> • L649* • L639* • STDRIVE* |
| Power Switch | <ul style="list-style-type: none"> • F6 & F7 Low Voltage | | Low voltage MOSFET | <ul style="list-style-type: none"> • STxyN4F7 • STxyN6F7 • STxyN8F7 • STxyN10F7 |
| Power Schottky | <ul style="list-style-type: none"> • STPSx45/60/80/100 | | ST's power Schottky diodes combine low voltage-drop characteristics with negligible or zero recovery. They range from 15 to 200 V and from 1 to 240 A, so covering all application needs from OR-ing and 48 V converters, to battery chargers and welding equipment. They are avalanche specified for improved ruggedness | <ul style="list-style-type: none"> • STPS3045 • STPS41H100 |
| FERD Diodes | <ul style="list-style-type: none"> • FERDx45/60/100 | | ST field-effect rectifier diodes (FERD) help improve designs with new versions focusing on trade-off upgrades. The design of the FERDs has allowed both a decrease in the voltage drop and a decrease in the leakage current temperature coefficient. As a result, the runaway safety margin is improved and maybe beyond the typical safety margin of Schottky barrier diodes | <ul style="list-style-type: none"> • FERD2045S • FERD20U60DJF • FERD30SM100DJF |
| Signal conditioning | <ul style="list-style-type: none"> • TSV TSX TSB series - operational amplifiers • TSZ series - zero drift amplifiers • TS series - comparators • TSC series - current sense amplifiers | | High accuracy and high gain bandwidth product for low-side current measurement. Fast response time for fault detection. High voltage capability for accurate high side current measurement | <ul style="list-style-type: none"> • TSV772, TSX712, TSB712 • TSZ122, TSZ182 • TS3022 • TSC2010, 2011, 2012 • TSC210, 213 |
| Protection | bus voltage: Protection of the monolithic driver (full bridge topology) | <ul style="list-style-type: none"> • SMAJ series • SM6F series • SM6T series • SM15T/1.5KE series | TVS (Transient Voltage Suppressors) SMxx series and 1.5KExx series designed to clamp overvoltages and dissipate high transient power surges | <ul style="list-style-type: none"> • SMAJ series • SM6F series • SM6T series • SM15T/1.5KE series |
| | Power Management: protect low voltage ICs or block | <ul style="list-style-type: none"> • ESDAxP-1U1M series | Protect the power line against EOS and ESD transients Low clamping voltage High 8/20 μ s surge protection capability from 25 to 160 A Peak Pulse Current | <ul style="list-style-type: none"> • ESDA7P 120-1U1M |
| | Signal conditioning: To protect signal conditioning ICs | <ul style="list-style-type: none"> • ESDAxxSC6 series | 400 W IPP (8/20 μ s) high ESD protection level up to 30 kV for sensitive equipments | <ul style="list-style-type: none"> • ESDA5V3-5SC6 • ESDA6V15SC6 • ESDA14V2SC6 • ESDA19SC6 • ESDA25SC6 |
| | Connectivity/Control Unit: To protect data lines | <ul style="list-style-type: none"> • HSP061-2 | Protection of high speed differential lines. Ultralarge bandwidth: 6 GHz Ultralow capacitance: 0.6 pF | <ul style="list-style-type: none"> • HSP061-2M6 • HSP061-2N4 |

Main Evaluation Boards

| Reference/bundle/ PWD boards | Voltage | Power/Max Current | ST parts | Application focus |
|---------------------------------|--------------------------|----------------------------|----------------|--|
| <u>X-NUCLEO-IHM15A1</u> | 7 - 45 V _{DC} | Up to 1.3 A _{rms} | • 1x STSPIN840 | Stage lighting, Industrial automation, service robots, medical and health care, ATM, Vending machines |
| <u>X-NUCLEO-IHM13A1</u> | 1.8 - 10 V _{DC} | Up to 2.6 A _{rms} | • 1x STSPIN250 | eValves, IoT, edu/home robots, healthcare, toys, eLock, actuators |
| <u>X-NUCLEO-IHM12A1</u> | 1.8 - 10 V _{DC} | Up to 1.3 A _{rms} | • 1x STSPIN240 | eValves, IoT, edu/home robots, healthcare, toys, eLock, actuators |
| <u>X-NUCLEO-IHM04A1</u> | 8 - 50 V _{DC} | Up to 2.8 A _{rms} | • 1x L6206PD | Stage lighting, antenna control, vending machines, factory automation |
| <u>EVLSPIN948</u> | 5 - 58 V _{DC} | Up to 4.5 A _{rms} | • 1x STSPIN948 | Home appliances, robotics, stage lighting, vending machines, textile machines, antenna control, factory automation |
| <u>EVLSPIN958</u> | 5 - 58 V _{DC} | Up to 5 A _{rms} | • 1x STSPIN958 | Home appliances, robotics, antenna control, factory automation |
| <u>STEVAL-ISQ014V1</u> | N.A. | N.A. | | Low-side current sensing based on TSZ121 UM1737 |
| <u>STEVAL-AETKT1V1</u> | N.A. | N.A. | | High-side current-sense amplifier demonstration board based on TSC2011 |
| <u>STEVAL-AETKT1V2</u> | N.A. | N.A. | | High-side current-sense amplifier demonstration board based on TSC2010, 2011, 2012 |

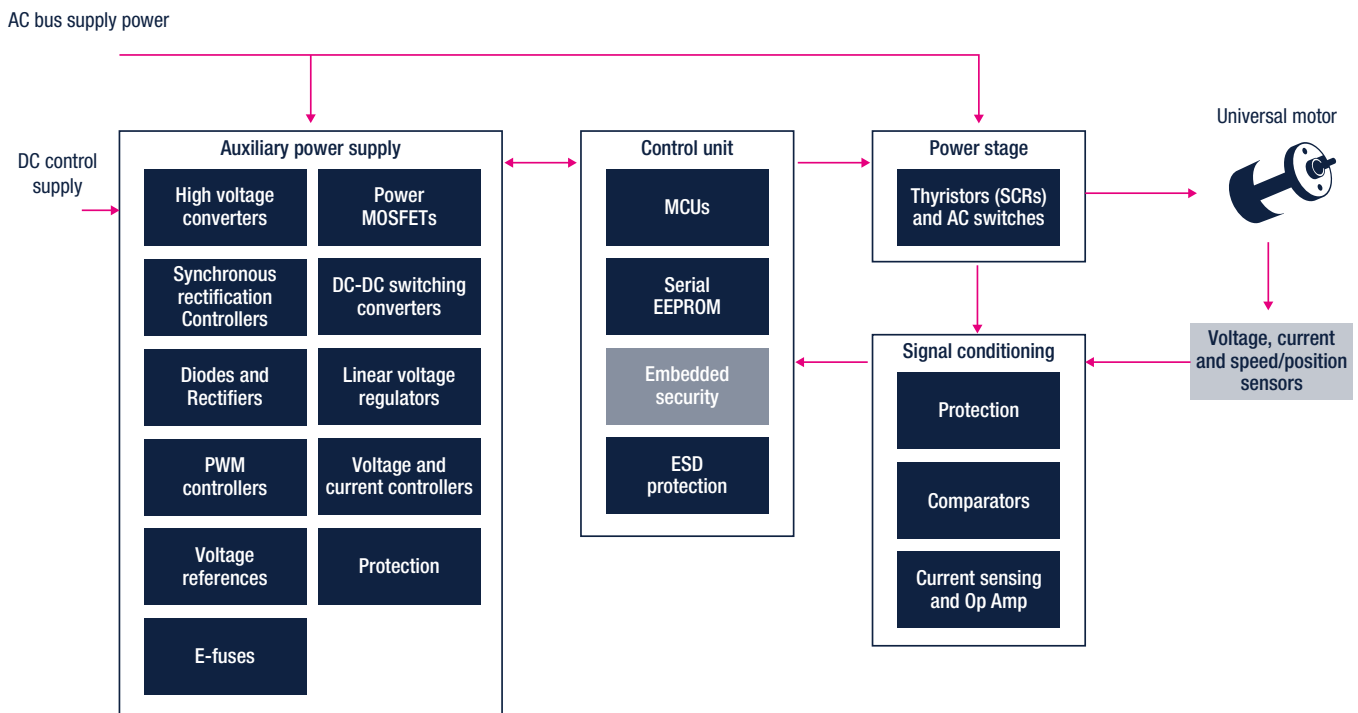
Note *: one or more digit for each product of the series

Universal motors

Universal motors can be used with AC or DC supplies and are commonly used in consumer appliances such as mixers, fans and vacuum cleaners.

Most universal motors are unidirectional. Bidirectional operation of the motor is performed by reversing the connection of the stator-inductor versus the rotor winding with an external relay. The advantages of universal motors are high starting torque, very compact design and high speed.

A simple controller with an AC supply can be implemented using a low-end microcontroller and a single Triac or an AC switch.



| | Product family | | Description with key Features | Key products |
|----------------------------|---|--|--|--|
| Control unit | <ul style="list-style-type: none"> • STM32 Series • STM8S Series | | | <ul style="list-style-type: none"> • STM32F0 Series • STM32F1 Series • STM32G0 Series |
| AC Switches | T-Series | | High Temperature Triac with strong dynamic behavior (dv/dt) at full rated current | T835T-8, T1235T-8, T1635T-8, T2035T-8, T2035T-8 |
| | H-Series | | 800 V 150 °C Triac with reinforced application robustness: dV/dt noise immunity; and twice rated current turn off commutation | T835H-8, T1235H-8, T1635H-8, T2035H-8, T3035H-8 |
| | ACST-Series | | Overvoltage protected AC Switch, High static dv/dt, for IEC61000-4-5 voltage surge application compliance | ACST830-8, ACST1035-8FP, ACST1235-8FP, ACST1635-8FP |
| Signal conditioning | <ul style="list-style-type: none"> • TSV TSX TSB series - operational amplifiers • TSZ series - zero drift amplifiers • TS series - comparators • TSC series - current sense amplifiers | | High accuracy and high gain bandwidth product for low-side current measurement. Fast response time for fault detection. High voltage capability for accurate high side current measurement | <ul style="list-style-type: none"> • TSV772, TSX712, TSB712 • TSZ122, TSZ182 • TS3022 • TSC2010, 2011, 2012 • TSC210, 213 |
| Protection | Protection Power Management: protect low voltage ICs or block | <ul style="list-style-type: none"> • ESDAxP-1U1M series | Protect the power line against EOS and ESD transients Low clamping voltage High 8/20 μ s surge protection capability from 25 to 160 A Peak Pulse Current | <ul style="list-style-type: none"> • ESDA7P 1201U1M |

Main Evaluation Boards

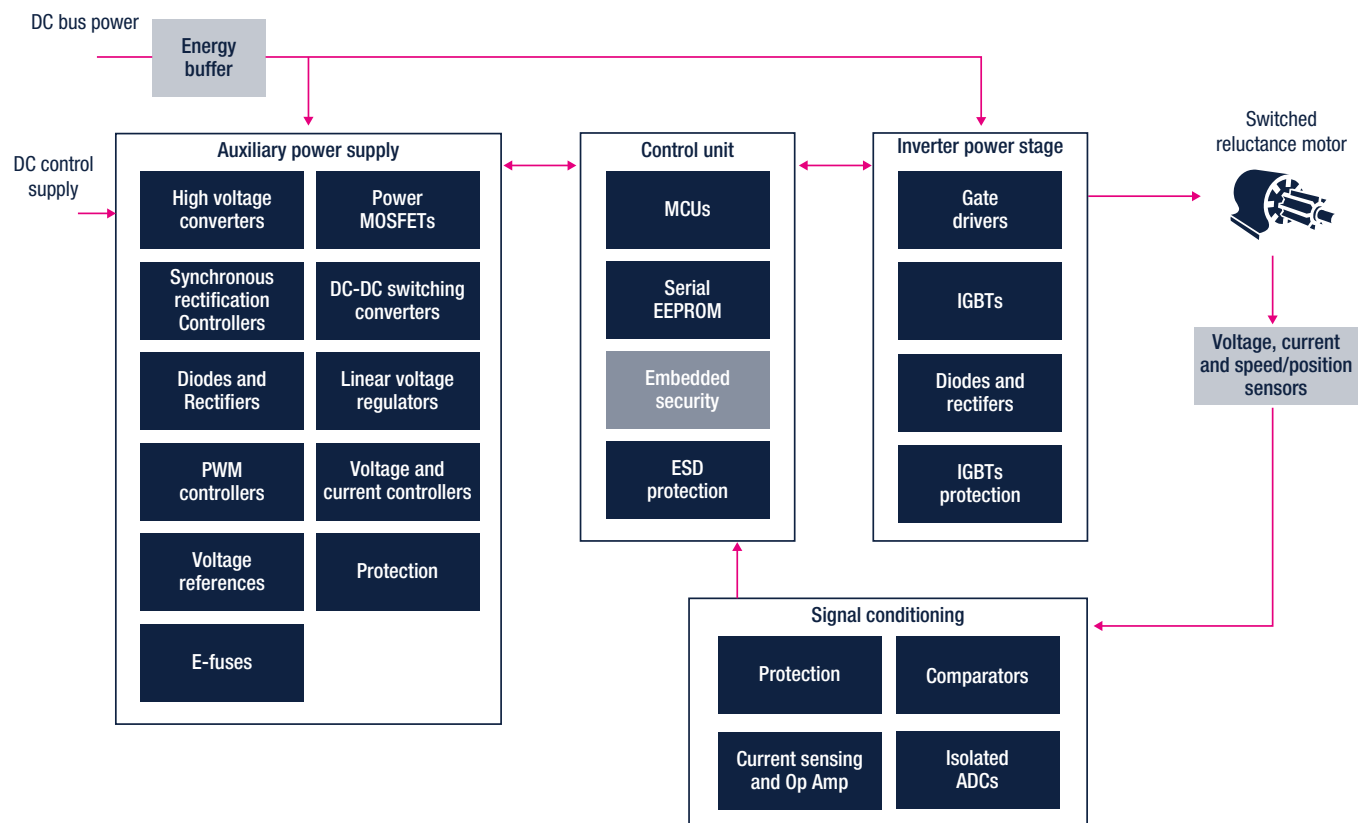
| Reference/bundle | Voltage | Power/Max Current | ST parts | Application focus |
|-------------------------------|---|-------------------|--|--|
| <u>STEVAL-GLA001V1</u> | 90 - 265 V _{AC} (50/60 Hz) | Up to 1 kW | <ul style="list-style-type: none"> • 1x T1635T-8FP • 1x ACST310-8B • 1x ACS108-8TN • 1x Viper16HD • 1x TSV631ILT | AC Load drives: up to 3 loads like lamp; Defrost resistor; door locks |
| <u>STEVAL-IHT003V2</u> | 100 - 240 V _{AC} (50/60 Hz) | Up to 10 Arms | <ul style="list-style-type: none"> • ACST610-8T • X0202NN 5BA4 | Starter for Compressor |
| <u>STEVAL-IHT005V2</u> | 90 - 265 V _{AC} (50/60 Hz) | Up to 2830 W | <ul style="list-style-type: none"> • 1x T1635H-6T • 1x ACST1635-8FP • 1x Z0109MA • 3x ACS108-8SA • 1x VIPER16L • 1x STM32F100C4T6B | AC Load drives like valves, pumps, door locks, drum motors and heating resistors |
| <u>STEVAL-IHM029V2</u> | 90 - 265 V _{AC} (50/60 Hz) | Up to 900 W | <ul style="list-style-type: none"> • T1635T-8FP • VIPER16 • STTH1R06 | Vacuum cleaners; food processors and power tools |
| <u>STEVAL-ISQ014V1</u> | N.A. | N.A. | | Low-side current sensing based on TSZ121 UM1737 |
| <u>STEVAL-AETKT1V2</u> | N.A. | N.A. | | High-side current-sense amplifier demonstration board based on TSC2010, 2011, 2012 |
| <u>STEVAL-AETKT2V1</u> | N.A. | N.A. | | High precision bidirectional current sense amplifiers based on the TSC2010/13 |

Switched reluctance motors

Overview

Switched reluctance motors are mainly used in traction, industrial pumps and home appliances (vacuum cleaners and certain washing machines). Their structure is similar to that of stepper motors, but switched reluctance motors have fewer magnetic poles. Despite their simple structure, external electronic commutation is needed.

The asymmetrical half-bridge PWM drive leverages the motor's best features. An independent current loop is implemented for each motor phase so that some phase current overlap is possible to attain higher speeds. For the drive, $2 \times n$ power switches are required (with n being the number of motor phases).



| | Product family | | Description with key Features | Key products |
|--------------------------------|--|--|---|--|
| Control unit | <ul style="list-style-type: none"> • STM32 Series | | | <ul style="list-style-type: none"> • STM32F0 • STM32G0 • STM32F301 • STM32G4x1 |
| Diode & Rectifier | <ul style="list-style-type: none"> • STPSx45/60/80/100 • STTHxR03/04/06 • STTHxRQ06 | | Power Schottky Ultrafast diodes | <ul style="list-style-type: none"> • STPS3045, STPS41H100C • STTH30R03 • STTH8R06 • STTH15RQ06 |
| MOSFET and IGBT Drivers | | | | <ul style="list-style-type: none"> • STGAP* • L6395D |
| Power Switch | <ul style="list-style-type: none"> • IGBT M series • IGBT H series | | High voltage IGBT | <ul style="list-style-type: none"> • STGxyyM65DF2 • STGxyyM120DF3 • STGxyyH60DF |
| Signal conditioning | <ul style="list-style-type: none"> • TSV TSX TSB series - operational amplifiers • TSB58 power operational amplifier • TSZ series - zero drift amplifiers • TS series - comparators • TSC series - current sense amplifiers | | High accuracy and high gain bandwidth product for low-side current measurement. High output current for resolver excitation Fast response time for fault detection. High voltage capability for accurate high side current measurement | <ul style="list-style-type: none"> • TSV772, TSX712, TSB712 • TSB582, TSX562 • TSZ122, TSZ182 • TS3022 • TSC2010, 2011, 2012 • TSC210, 213 |
| Protection | Protection Power Management: protect low voltage ICs or block | <ul style="list-style-type: none"> • ESDAxP-1U1M series | Protect the power line against EOS and ESD transients Low clamping voltage High 8/20 μ s surge protection capability from 25 to 160 A Peak Pulse Current | <ul style="list-style-type: none"> • ESDA7P 1201U1M |

Note *: one or more digit for each product of the series

Main evaluation board










| Reference / bundle | Voltage (V) | Max current (A) | Motor type / control type | ST parts | Application focus |
|-------------------------------|-------------|-----------------|---------------------------|---|--|
| <u>STEVAL-CTM015V1</u> | 400 | 15 | SRM PWM 3-shunt | <ul style="list-style-type: none"> • 1x STM32F303 • 6x L6395D • 6x STGB30H60DFB • 6x STTH15RQ06 • 1x Viper26L • 1x LD1117 • 3x LMV331ICT | Vacuum cleaners, blowers, fans, garden tools Industrial motor drives and more |

Microcontrollers

Microcontrollers portfolio

ST's product portfolio contains a comprehensive range of microcontrollers, from robust, low-cost 8-bit MCUs, the STM8 family, up to 32-bit Arm®-based Cortex®-M0/M0+, Cortex®-M3, Cortex®-M33; Cortex®-M4, Cortex®-M7 Flash microcontrollers with a rich choice of peripherals, the STM32 family.



| | | 8-bit MCUs | 32-bit MCUs and MPUs | | |
|---|-----------------------|---|--|---|---------------------------|
| | |  |  |  | |
| | | Discover STM8 8-bit MCUs | Discover STM32 32-bit MPUs | Discover STM32 32-bit MCUs | Discover SPC5 32-bit MCUs |
|  | MPU | STM32MP1 | | | |
|  | High Performance MCUs | | | | STM32H7 |
| | | | | | STM32F7 |
| | | | | | STM32F4 |
| | | | | | STM32F2 |
|  | Mainstream MCUs | STM8S | STM32G0 | | |
| | | | STM32F0 | | |
| | | | STM32F1 | | |
| | | | STM32G4 | | |
| | | | STM32F3 | | |
|  | Ultra-low-power MCUs | STM8L | STM32U5 | | |
| | | | STM32L5 | | |
| | | | STM32L4+ | | |
| | | | STM32L4 | | |
| | | | STM32L1 | | |
| | | | STM32L0 | | |
|  | Wireless MCUs | | | | STM32WB |
| | | | | | STM32WL |
|  | Automotive MCUs | STM8AF | | | SPC56 |
| | | | | | SPC57 |
| | | STM8AL | SPC58 | | |

Key MCU Selection Guide for Motor control

| Motor | STM8S | STM32G0 STM32F0 STM32F1 | STM32G4 STM32F41x STM32F3 STM32L4 | MPU STM32H7 STM32F7 STM32F4 |
|-----------------------------------|-------|-------------------------------|--|--------------------------------------|
| Brushed DC Motors | • | • | • | • |
| Single Phase AC Induction Motors | • | • | • | |
| Stepper Motors | • | • | | |
| Switched Reluctance Motors | • | • | • | |
| 3-phase PMSM/FOC - vector control | | • | • | |
| 3-phase BLDC/6-step | • | • | • | • |
| Universal Motors | • | • | | |
| PFC | | • | • | • |
| 3-phase Induction motor control | • | • | • | |

STM8S:
Brushed DC motors
Single-phase AC induction motors
Universal Motors

STM32:
Stepper motors
Switched reluctance motors
3-phase brushless motors

STM8 8-BIT MICROCONTROLLERS

The STM8 MCU is part of a platform of technologies, IPs and tools which forms the basis of ST's comprehensive family of 8-bit microcontrollers. These cover, among others, many applications where there is an electric motor, from consumer electronics, including home appliances and factory automation, to automotive segments. The platform provides outstanding levels of digital and analog performance combined with a high level of cost effectiveness.

Implemented around a high-performance 8-bit core and a state-of-the-art set of peripherals and IPs, the microcontrollers in the STM8 family are manufactured using an ST-proprietary 130 nm embedded non-volatile memory technology.



One series for every need

| 8-bit MCUs | | | | STM8 Ecosystem |
|--------------------------------------|--------------------------------------|---|---|---|
| STM8 8-bit MCUs Core up to 24 MHz | | | | Software tools |
| Mainstream | Industrial, consumer and mass market | Robust and reliable Up to 125 °C | STM8S Data EEPROM, 3 and 5 V families, precise RC | STM8CubeMX Configuration tool Integrated Development Environments (IDE) STM Studio Monitoring tool |
| | Ultra-low-power | High-end analog IPs Active Halt < 1 µA | STM8L Data EEPROM, 1.65 and 3 V families, strong analog, LCD drivers, low-leakage technology | Embedded software Standard Peripheral Library for STM8L (8kb) Standard Peripheral Library for STM8L/AL (64kb) Standard Peripheral Library for STM8A/S |
| Automotive | Long-term guarantee | AEC-Q100 Up to 150 °C | STM8AF Data EEPROM, 3 and 5 V families, precise RC, LIN, CAN, grade 0 | Hardware tools STM8 Discovery kits, Nucleo and evaluation boards ST-LINK in-circuit debugger/programmer |
| | Long-term guarantee | AEC-Q100 Up to 125 °C | STM8AL Data EEPROM, 1.65 and 3 V families, strong analog, LCD drivers, low-leakage technology | |

Using STM8's peripherals for motor control

The STM8 comes with a set of peripherals that are suitable for many motor control topologies and applications.

The advanced timer available on the STM8S, STM8L and STM8A is a 16-bit timer capable of both centered or edge-aligned PWM pattern generation and, thanks to the availability of complementary output on 3 of its channels, is specifically designed to address 3-phase and full-bridge topologies (for 3-phase AC IM, 3-phase PMSM/BLDC, bidirectional DC motors, stepper motor drives). The timer is also equipped with a synchronization circuit allowing the ADC to be triggered on specific events and an asynchronous emergency input.

The 12-bit ADC of the STM8L (10-bit on the STM8S and STM8A) allows motor current and voltage to be precisely sensed while its comparator could be used for hysteresis peak current control.

General-purpose 16-bit timers with their input capture capabilities are very well suited for motor speed feedback processing. In particular, the STM8L also features three input XOR gates combining the data coming from three Hall sensors to simplify speed measurement in 3-phase permanent magnet motors.

KEY FEATURES

- Advanced timer for 3-phase inverters and full-bridge converter drivers
- Fast and precise ADC can be triggered by timer events
- 5 V power supply
- Input capture on general-purpose timers for easier speed feedback processing
- Encoder operating mode only for DC motors

STM8S evaluation tools for motor control

| Order code | Description | Motors covered | Documentation |
|------------------------|--|--|---------------|
| STM8/128-EVAL | STM8S MCU evaluation board; any motor control power stage featuring ST's standard MC connector can be connected (see 3-phase brushless motor evaluation tools section) | Depends on power stage connected through MC connector ¹ | UM0482 |
| STEVAL-IHM029V2 | Universal motor control evaluation board based on high-temperature junction Triac and STM8S microcontroller | Universal, single-phase Induction motors | UM0922 |
| STEVAL-IHM041V1 | Universal motor driver with speed control based on the STM8 microcontroller and Triac (US version) | Universal, single-phase induction motors | UM1559 |

Note: 1. A daughter board may be required to be plugged on STM8/128-EVAL depending on the type of the control and power stage to be connected

BRUSHLESS MOTOR CONTROL WITH STM8S IN 3 STEPS:

1. Visit www.st.com to download STM8S FW library for 3-phase motor control
2. Configure the FW library through the STM8 MC Builder PC software
3. Develop your own applications in conjunction with a third-party IDE and C compiler



STM32 32-bit microcontrollers

The STM32 family of 32-bit Flash microcontrollers based on the ARM Cortex-M processor is designed to offer new degrees of freedom to MCU users. By bringing a complete 32-bit product range that combines high-performance, real-time, low-power and low-voltage operation, while maintaining full integration and ease of development, the STM32 family helps you create new applications and design in the innovations you have long been dreaming about.

Most of the STM32 products lines embed Advanced Motor Control timer and are supported by the STM32 full feature Motor Control ecosystem.



KEY FEATURES

- Advanced Motor Control timer for 3-phase inverters and full-bridge converter drivers
- Fast 12-bit and 16-bit -ADC- can be triggered by timer events
- ART Accelerator™, Control loop booster
- Safety ready: SIL, Class B
- STM32Trust: multi-level security
- Integrated analog (op amp, DAC, Comparator...)
- Connectivity (Ethernet, CAN, UART, SPI, I²C, CAN-FD, FW Com stack...)
- Temperature range from -40 °C up to 125 °C
- Precise internal oscillator (1%)

STM32F0, G0, F1, F3, G4 Mainstream



- Rich advanced analog (F3, G4)
- Control loop optimized
- Advanced PWM Motor Control and High resolution timers
- Mathematical accelerators

**From cost optimized to full featured
SoC solution for Motor Control**

STM32F2, F4, F7, H7, MPU High-performance



- MCU (single or dual core), MPU
- Advanced Connectivity (Ethernet...)
- Graphic Accelerator
- Large embedded SRAM

**Motor Control
and much more...**

STM32L5, U5, L4, (L1, L0) Ultra-low-power



- EEPROM
- LCD interface
- Graphic accelerator
- The lowest power consumption ideal for battery operated application

**Low power performance
and features**

STM32 ECOSYSTEM

Hardware tools

www.st.com/stm32hardwaretools

STM32 Nucleo board



Flexible prototyping

The highly affordable STM32 Nucleo boards allow anyone to try out new ideas and to quickly create prototypes with any STM32 MCU.

Sharing the same connectors, STM32 Nucleo boards can easily be extended with a large number of specialized application hardware add-ons (Nucleo-64 include Arduino Uno rev3 & ST morpho connectors, Nucleo-32 include Arduino Nano connectors).

STM32 Discovery kits are an inexpensive and complete solution for the evaluation of the outstanding capabilities of STM32 MCUs. They carry the necessary infrastructure for demonstration of specific device characteristics, a HAL library and comprehensive software examples allow to fully benefit from the devices features and added values.

Extension connectors give access to most of the device's I/Os and make the connection of add-on hardware possible.

Discovery kit



Creative demos

Evaluation board



Full-feature evaluation

The STM32 eval boards have been designed as a complete demonstration and development platform for the Arm® Cortex STM32 MCUs.

They carry external circuitry, such as transceivers, sensors, memory interfaces, displays and many more. The evaluation boards can be considered as a reference design for application development.

Software tools

www.st.com/stm32softwaretools



STM32
CubeProgrammer

STM32
CubeMonitor

STM32
CubeMX

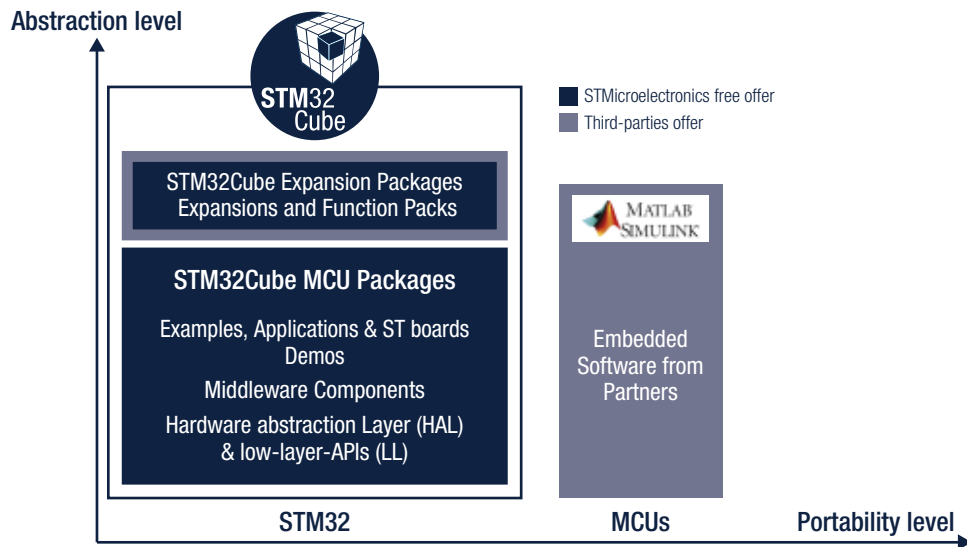
STM32
CubeIDE

MCU
Finder
ST

Configure
& Generate Code

Compile and Debug
IDEs

Monitor, Program
& Utilities



ST COMMUNITY

Ask, learn, share, discuss, become famous and engage with the community of STM32 enthusiasts on community.st.com/stm32



STM32 EDUCATION

Bring your STM32 project to life with the free educational and training resources on st.com/stm32education

ST-MC-SUITE

The STM32/STM8 Motor Control Suite is the entry point for easy access to all resources for motor-control application development with STM32 and STM8 microcontrollers. The tool lets users gather tutorials, documentation and videos, store project setups including appropriate software and a choice of applicable evaluation boards (control and power), motor-control kits, and inverters that can be purchased online.

Thereby, users can select all the resources required and include it in a bundle. At the end of the process, they can download their bundle as a zip file that will centralize everything they requested.

ST-MC-SUITE will thus become the birthplace of many projects by offering knowledge, training, documentation, and a structure that can help engineers focus on what they want to do rather than lose time hunting for software, components, and information.

KEY FEATURES

- Browse St's MCU to find the one which fit the best with your motor control application
- Select motor control materials needed and download all of them as a .zip file
- Save your setups for future reference
- Focus on PMSM (Permanent Magnet Synchronous Motors) controlled in FOC (Field Oriented Control) mode and BLDC (Brushless DC) motors controlled in 6-Step
- Extra motor types and control techniques will be added soon



STM32 Motor Control Ecosystem

STM32 microcontrollers offer the performance of the industry-standard Arm® Cortex®-M cores running Field Oriented Control (FOC) modes, widely used in high-performance drives for air conditioning, home appliances, drones, building and industrial automation, medical and e-bike applications.

STM32 MC SDK (motor control software development kit) firmware

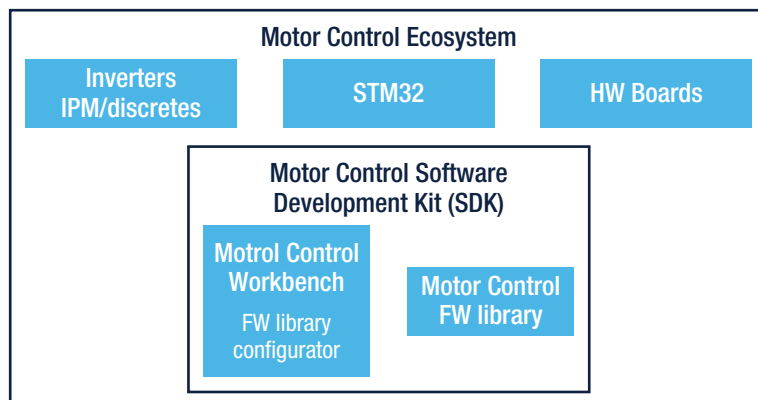
(**X-CUBE-MCSDK**) includes the permanent-magnet synchronous motor (PMSM) firmware library and the STM32 Motor Control Workbench to configure the firmware library parameters through its graphical user interface.

STM32 Motor Control Workbench is PC software that reduces the design effort and time needed for the firmware configuration:

The user generates a project file through the GUI, and initializes the library according to the application needs. Some of the variables of the algorithm being used can be monitored and changed in real time.



STM32 Open
Development
Environment



KEY FIRMWARE FEATURES

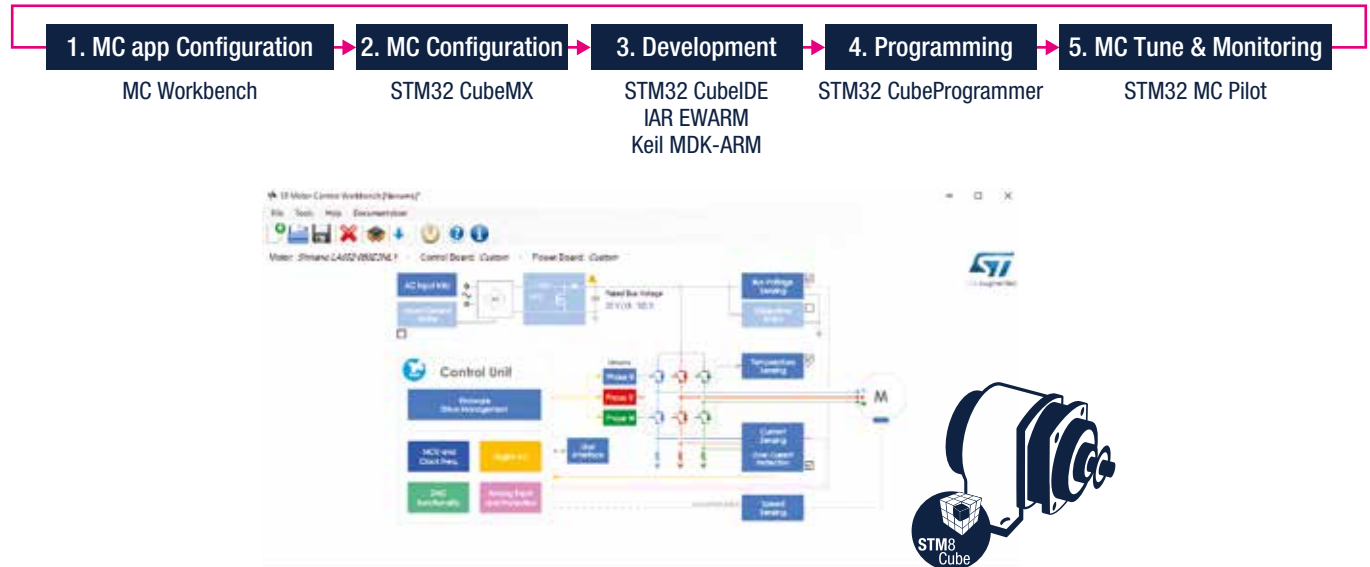
- Single/Dual simultaneous field-oriented control (FOC)
- Motor profiler for a fast startup of unknown motors
- Simplified firmware architecture based on the STM32Cube HAL/LL libraries
- Current reading topologies supported:
 - 1 shunt resistor
 - 3 shunt resistors
 - 2 ICS (Isolated Current Sensor)
- Speed/position sensors (Encoder and Hall) as well as sensor-less operation (state observer) supported
- On-the-fly startup for fans and eBikes
- Speed and torque control, position control
- Motor control algorithms implemented for specific applications, among them MTPA (maximum torque per ampere), Flux weakening, Feed forward and Start-on-the-fly
- Full customization and real time communication through STM32 Motor Control Workbench PC software
 - New project creation starting from the board
 - Workflow supporting the STM32CubeMX GUI configurator
 - Wide range of STM32 microcontrollers supported
- Position Control for configurations using a Quadrature Encoder as speed and position feedback
- FreeRTOS support
- Six-step support for STM32G0, STM32F0, STM32C0, STM32G4

STM32 Motor Control ecosystem web page:

https://www.st.com/content/st_com/en/stm32-motor-control-ecosystem.html

MC WORKBENCH

Motor Control Workbench (available in the X-CUBE-MCSDK) is linked with STM32CubeMX. Developers can open STM32CubeMX thru Motor Control Workbench during their Motor Control development to change STM32 configuration.



Full Integration/configuration in MC Workbench tools

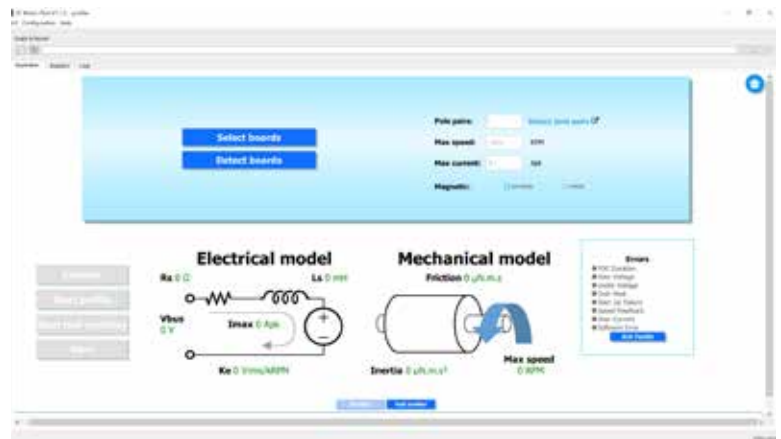
| STM32 series | | F0 | F3 | F4 | F7 | L4 | G0 | G4 | C0 | H5 | STSpin32F0 | STSPIN32G4 |
|---|--|----|----|----|----|----|----|----|----|----|------------|------------|
| Current Sensing and over current protection OCP | Current 1-shunt or 3-shunt | • | • | • | • | • | • | • | • | • | • | • |
| | Insulated Current Sensing | | • | • | • | | | • | • | • | | |
| | Embedded Comparators OCP, OPAMPs | | • | | | | | • | • | • | | |
| Speed/Position sensing | Sensor (Hall, Encoder sensors)/ Sensor-less | • | • | • | • | • | • | • | • | • | • | • |
| Bus Voltage sensing/ protection UVP/OVP | Vbus reading, Over and Under voltage protection | • | • | • | • | • | • | • | • | • | • | • |
| Temperature sensing/ protection OTP | Temperature measurement, Over temperature protection | • | • | • | • | • | • | • | • | • | • | • |
| FOC | Single | • | • | • | • | • | • | • | • | • | • | • |
| | Dual (Couple ADCs per motor) | | • | • | | | | • | • | • | | |
| | Dual (Sharing ADC resources for both motors) | | • | • | | | | | | | | |
| Control Mode | Torque/Speed/Position control | • | • | • | • | • | • | • | • | • | • | • |
| Other features | MTPA, Flux weakening, Feed Forward | • | • | • | • | • | • | • | • | • | • | • |

Firmware examples/Full support in MC Workbench tools

| STM32 series | | F0 | F1 | F3 | F4 | F7 | L4 | G0 | G4 | H7 CM4 | STSpin32F0 |
|--------------|--|----|----|----|----|----|----|----|----|--------|------------|
| 6 Step | Fully supported through dedicated UI in MC Workbench tools | | | | • | | | | • | | • |
| Dual Core | FW Examples | | | | | | | | | • | |
| PFC | FW Examples | | | • | | | | | | | |

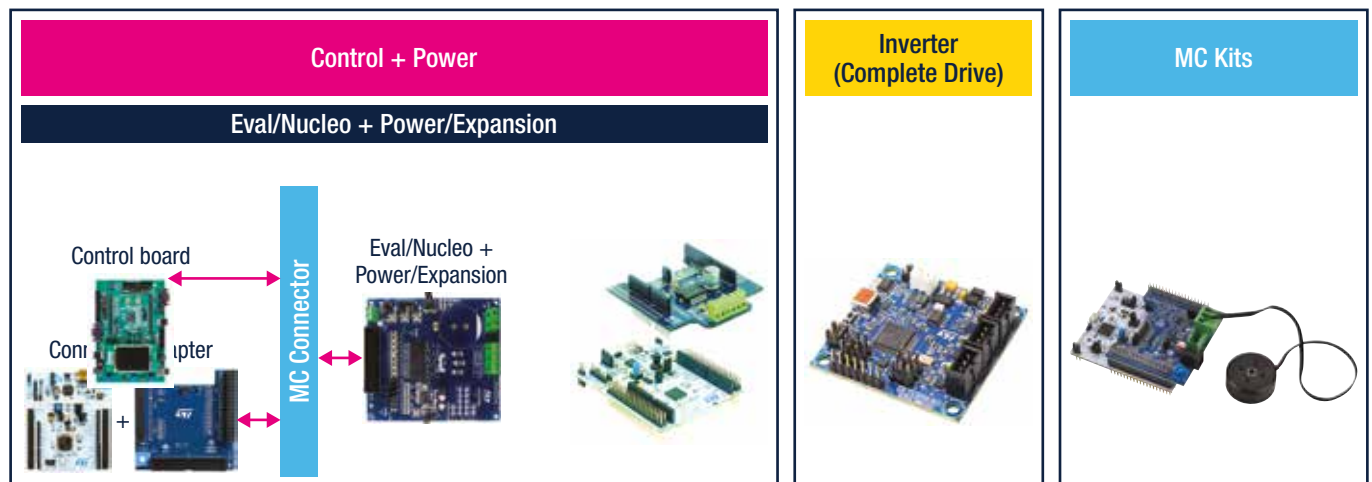
STM32 MOTOR PILOT

- Automatic detection of key parameters of a PMSM
- Zero equipment required
- Spin motor within less than 1 min
- Best accuracy when $R_s \geq 1 \Omega$ and $L_s \geq 1 \text{ mH}$



STM32 EVALUATION BOARDS FOR MOTOR CONTROL

ST proposes a wide range of evaluation boards for comprehensive evaluation of ST's products and solutions while reducing your development time. In particular, all of ST's microcontroller evaluation boards have ST's standard MC connector on-board allowing the use of the board in conjunction with any of the power stage evaluation boards.



READY TO USE MOTOR CONTROL EVALUATION KITS:

- STM32 Nucleo Pack for motor control
- Complete evaluation kit -FOC, 6-step FW example based- for evaluation, fast prototyping, makers and education
 - Based on STM32 G4: P-NUCLEO-IHM03
 - Based on STM32 F3: P-NUCLEO-IHM002
- Complete evaluation kit -FOC, 6-step FW example based- for evaluation, fast prototyping, makers and education

STM32 MC SDK Control Boards

| Family | MCU | Board | Description |
|--------|----------|----------------------------------|----------------------|
| G0 | G081B | STM32G081B-EVAL | G0 Evaluation Board |
| F0 | F030R8 | NUCLEO-F030R8 | F0 Nucleo Board |
| F0 | F072RB | NUCLEO-F072RB | F0 Nucleo Board |
| F0 | F072VB | STM32072B-EVAL | F0 Evaluation Board |
| F1 | F103RB | NUCLEO-F103RB | F1 Nucleo Board (MD) |
| F1 | F103ZET6 | STM3210E-EVAL | F1 Evaluation Board |
| F3 | F302R8 | NUCLEO-F302R8 | F3 Nucleo Board |
| F3 | F303RE | NUCLEO-F303RE | F3 Nucleo Board |
| F3 | F303VE | STM32303E-EVAL | F3 Evaluation Board |
| F4 | F446RE | NUCLEO-F446RE | F4 Nucleo Board |
| F4 | F407IG | STM3240G-EVAL | F4 Evaluation Board |
| F4 | F417IG | STM3241G-EVAL | F4 Evaluation Board |
| F4 | F446ZET | STM32446E-EVAL | F4 Evaluation Board |
| F4 | F415ZGT8 | STEVAL-IHM039V1 | F4 Evaluation Board |
| F4 | F401RE | NUCLEO-F401RE | F4 Nucleo Board |
| F7 | F746ZG | NUCLEO-F746ZG | F7 Nucleo Board |
| F7 | F769I | STM32F769I-EVAL | F7 Evaluation Board |
| L4 | L452RE | NUCLEO-L452RE | L4 Nucleo Board |
| L4 | L476G | STM32L476G-EVAL | L4 Evaluation Board |
| G4 | G474Q | STM32G474E-EVAL1 | G4 Evaluation Board |
| G4 | G431R | NUCLEO-G431RB | G4 Nucleo board |
| H7 | H745ZI | NUCLEO-H745ZI | H7 Nucleo board |

STM32 MC SDK Power Boards

| Board | Description |
|----------------------------------|---|
| STEVAL-IHM023V3 | 1 kW 3-phase motor control evaluation board featuring L6390 drivers and STGP10H60DF IGBT |
| STEVAL-IHM028V2 | 2 kW 3-phase motor control evaluation board featuring the STGIPS20C60 IGBT intelligent power module |
| STEVAL-IHM045V1 | 3-phase high voltage inverter power board for FOC based on the STGIPN3H60A (SLLIMM™;-nano) |
| X-NUCLEO-IHM07M1 | Three-phase brushless DC motor driver expansion board based on L6230 for STM32 Nucleo |
| X-NUCLEO-IHM08M1 | Low-Voltage BLDC motor driver expansion board based on STL220N6F7 for STM32 Nucleo |
| X-NUCLEO-IHM11M1 | Low voltage three-phase brushless DC motor driver expansion board based on STSPIN230 for STM32 Nucleo |
| STEVAL-IPM05F | 500 W motor control power board based on STGIF5CH60TS-L SLLIMM™ 2nd series IPM |
| STEVAL-IPM07F | 700 W motor control power board based on STGIF7CH60TS-L SLLIMM™ 2nd series IPM |
| STEVAL-IPM10B | 1200 W motor control power board based on STGIB10CH60TS-L SLLIMM™ 2nd series IPM |
| STEVAL-IPM08B | 800 W motor control power board based on STGIB8CH60TS-L SLLIMM™ 2nd series IPM |
| STEVAL-IPM10F | 1000 W motor control power board based on STGIF10CH60TS-L SLLIMM™ 2nd series IPM |
| STEVAL-IPM15B | 1500 W motor control power board based on STGIB15CH60TS-L SLLIMM™ 2nd series IPM |
| STEVAL-IPMNG3Q | 300 W motor control power board based on STGIPQ3H60T-H SLLIMM™-nano IPM |
| STEVAL-IPMNG5Q | 450 W motor control power board based on STGIPQ5C60T-HZ SLLIMM™-nano IPM |
| STEVAL-IPMNG8Q | 600 W motor control power board based on STGIPQ8C60T-HZ SLLIMM™-nano IPM |
| STEVAL-IPMNM1N | 60 W motor control power board based on STIPNS1M50T-H SLLIMM™-nano SMD IPM MOSFET |
| STEVAL-IPMNM2N | 100 W motor control power board based on STIPN2M50T-H SLLIMM™nano IPM MOSFET |
| STEVAL-CTM010V1 | 450 W motor control power board based on STGIPQ5C60T-HZ SLLIMM™-nano IPM |
| STEVAL-CTM009V1 | 600 W motor control power board based on STGIPQ8C60T-HZ SLLIMM™-nano IPM |
| STEVAL-IPMnM1S | 60 W motor control power board based on STIPNS1M50T-H SLLIMM™-nano SMD IPM MOSFET |
| STEVAL-IPMnG3S | 100 W motor control power board based on STIPN2M50T-H SLLIMM™nano IPM MOSFET |

STM32 MC SDK inverters

| Family | MCU | Board | Description |
|----------|------|--------------------------------|-------------------------------------|
| F0 | F031 | STEVAL-SPIN3201 | STSPIN32F0 3-shunt |
| F0 | F031 | STEVAL-SPIN3202 | STSPIN32F0A 1-shunt |
| F1 | F103 | STEVAL-IHM034V2 | MC and digital PFC |
| F3 | F303 | X-Nucleo-IHM16 + Nucleo-F303RE | Bundle |
| F3 | F303 | STEVAL-ESC001V1 | Electronic speed controller |
| F3 | F303 | STEVAL-IHM042V2 | Dual Drive only |
| G4 | G431 | B-G431B-ESC1 | G4 ESC board |
| STSPIN32 | F031 | EVSPIN32F0251S1 | STSPIN32F0251 1-shunt |
| STSPIN32 | F031 | EVSPIN32F0601S1 | STSPIN32F0601 1-shunt |
| STSPIN32 | F031 | EVSPIN32F0601S3 | STSPIN32F0601 3-shunt |
| STSPIN32 | F031 | EVSPIN32F0602S1 | STSPIN32F0602 3-shunt |
| STSPIN32 | F031 | STEVAL-SPIN3204 | STSPIN32F0B 1-shunt |
| STSPIN32 | G431 | EVSPIN32G4 | STSPIN32G4 3-shunt with heatsink |
| STSPIN32 | G431 | EVSPIN32G4NH | STSPIN32G4 3-shunt without heatsink |

MORE RESOURCES AND SUPPORT

STM32 and STM8 Motor Control Ecosystem web page available at: https://www.st.com/content/st_com/en/stm32-motor-control-ecosystem.html

STM32 Motor Control Forum available at: <https://community.st.com/s/topic/0TO0X000000BoYJWA0/stm32-motor-control>

Motor Driver ICs

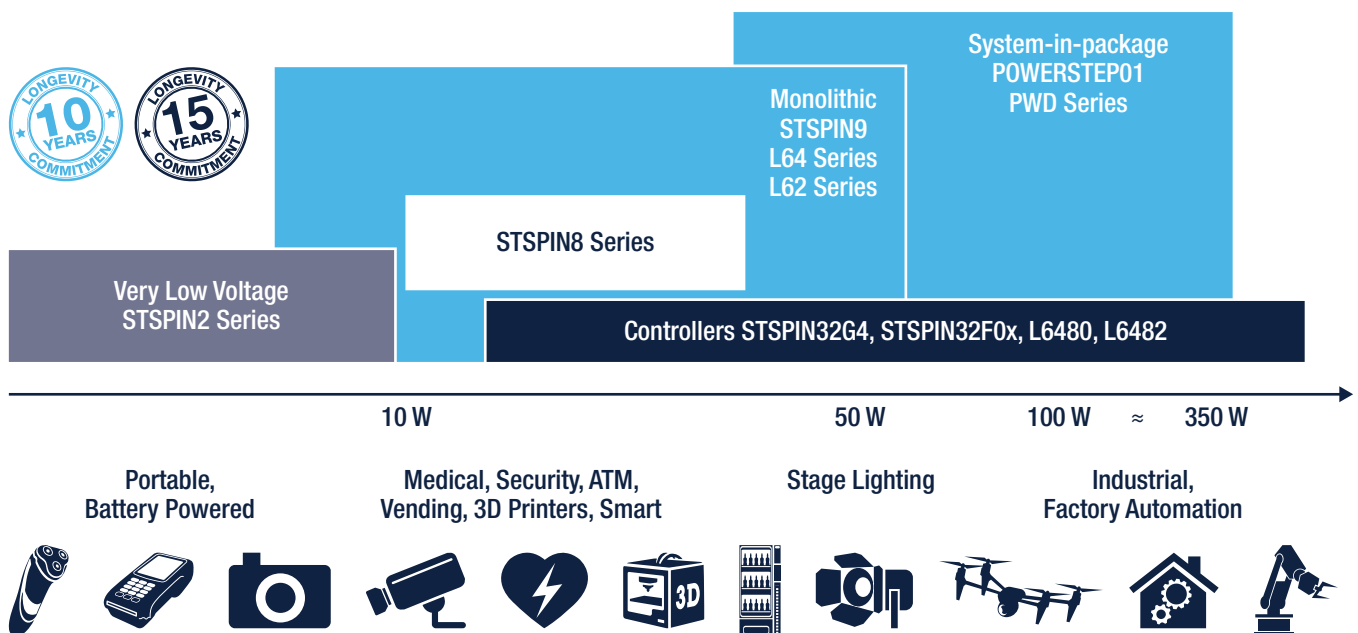
STSPIN motor drivers embed all the functions needed to drive motors efficiently and with the highest accuracy, and include an advanced motion profile generator to relieve the host microcontroller, while ensuring robustness and reliability thanks to a comprehensive set of protection and diagnostic features.

Particularly noteworthy are the adaptive current decay control scheme used in many of the STSPIN motor driver ICs as well as the innovative voltage mode driving used in micro-stepping motor drivers that provides enhanced torque control accuracy and thus motion smoothness.

Our line-up of STSPIN motor control ICs has been developed with the objectives of modularity, scalability and robustness to provide designers a wide choice of solutions to fit different requirements and system architectures.

All products have comprehensive built-in protection and diagnostic schemes to help attain the level of long term reliability and robustness requested to cope with harsh factory automation environments.


Available in a wide selection of space-saving, thermally-optimized packages, you are sure to find a device in our STSPIN line-up that addresses your motor or motion control system requirements.



L62 SERIES

The **L62** series includes a broad range of motor drivers which can drive any type of motor and fit a very wide range of applications. Designed for small and medium sized motors, they feature scalable offer of power stages. L6208 and L6228 are designed to drive stepper motors thanks to the embedded stepping sequence generator. L6205/06/07 and L6225/26/27 are general purpose brushed DC motor drivers having scalable power architecture and programmable overcurrent protection. L6229, L6230, L6234 and L6235 are ideal for both sensed and sensorless driving of 3-phase BLDC motors, also thanks to the embedded PWM current control and hall sensors decoding logic.

L62 Series offers around 30 devices allowing to select the right one from a wide range of packages and to meet all kinds of soldering and thermal needs.



**L62X8
Stepper**



**L6229/L623X
3phase BLDC**



**L62X5/6/7
Dual/Single DC**



| Part number | Description | Vin min (V) | Vin max (V) | Rdson (Ohm) | I out max (Arms) |
|-------------|-----------------------------------|-------------|-------------|----------------|------------------|
| L6206Q | Dmos Dual Full Bridge driver | 8 | 52 | 0.3 (0.15*) | 2.8 (5.6*) |
| L6207Q | | | | | |
| L6208Q | Bipolar stepper motor | | | | |
| L6235 | 3-phase brushless DC motor driver | | | | |
| L6234 | | 7 | | | |
| L6226Q | Dmos Dual Full Bridge driver | 8 | 52 | 0.7 (0.35*) | 1.4 (2.8*) |
| L6227Q | | | | | |
| L6228Q | Bipolar stepper motor | | | | |
| L6229 | 3-phase brushless DC motor driver | | | | |
| L6230 | | | | | |

Note: * Features allowed in parallel mode driving for L62x5/6

MAIN APPLICATIONS

- Stage lighting
- Vending and textile machines
- ATM and money handling machines
- Medical equipment
- Factory automation end-points
- Small home appliances
- Antenna control

STSPIN2 SERIES

STSPIN2 series is a perfect fit for portable 2 Li-Po cells powered solutions, offering a complete set of ICs able to drive brushed DC, stepper or three-phase BLDC motors. Thanks to the extremely compact package (QFN 3x3) and the lowest standby current available on the market (max 80 nA), STSPIN2 series represents the best performance-cost trade-off.

Devices are equipped with control logic and fully protected power stage. **STSPIN220** embeds advanced microstepping circuitry able to control a stepper motor with a high resolution of up to 256 μ steps, while **STSPIN230/3** are field oriented control compliant allowing an easy implementation of 1 or 2 or 3 shunts topologies.

**STSPIN220
Stepper**




**STSPIN230/233
3phase BLDC**



**STSPIN240/250
Dual DC**



| Part number | Description | V _{in} min (V) | V _{in} max (V) | R _{ds(on)} (Ohm) | I _{out} max (Arms) |
|-------------|---|-------------------------|-------------------------|---------------------------|-----------------------------|
| STSPIN220 | Microstepping driver up to 256 microsteps | 1.8 | 10 | 0.2 | 1.3 |
| STSPIN230/3 | 3-phase BLDC driver | | | | |
| STSPIN240 | Dual DC motor driver | | | 0.1 | 2.6 |
| STSPIN250 | Single DC motor driver | | | | |



MAIN APPLICATIONS

- Portable health care
- e-valves, meters and e-lockers
- POS or label printers
- IoT and Gimbals
- Educational robots

STSPIN8 SERIES

STSPIN8 series represents an extension of STSPIN2 series, able to operate at a higher supply voltage. It consists of 3 fully integrated motor drivers packaged in a 4x4mm QFN package, integrating both the control logic and a fully protected low RDSon power stage making them a bullet proof solution for the new wave of demanding industrial applications. **STSPIN820** allows you to control stepper motors with a high resolution of up to 256 μ steps, **STSPIN830** is field oriented control compliant and enables 3 shunt resistors implementation while **STSPIN840** can be used in parallel mode in order to drive a brushed DC motor at a higher equivalent current.



STSPIN820
Stepper



STSPIN830
3phase BLDC



STSPIN840
Dual DC



| Part number | Description | Vin min (V) | Vin max (V) | Rdson (Ohm) | I out max (Arms) |
|------------------|---|-------------|-------------|-------------|------------------|
| STSPIN820 | Microstepping driver up to 256 microsteps | 7 | 45 | 0.5 | 1.5 |
| STSPIN830 | 3-phase 3-shunts BLDC motor driver | | | | |
| STSPIN840 | Dual brushed DC motor driver | | | 0.5 (0.25*) | 1.5 (3*) |

Note * Features allowed in parallel mode driving

MAIN APPLICATIONS

- Stage lighting and antenna control
- 3D printers
- Vending and textile machines
- ATM and money handling machines
- Factory automation end-points
- Medical and healthcare equipment
- Video surveillance and dome cameras

STSPIN9 SERIES

Available in a compact QFN packages, the **STSPIN9** high-current monolithic motor driver series integrates both the control logic and a fully protected low RDS(on) power stage to help meet the stringent requirements of demanding industrial applications. This makes **STSPIN9** Series the best choice to drive motors at high currents, while saving PCB space.

With a wide input options, the controller embeds two analog operational amplifiers that can be used for the signal conditioning of analog Hall-effect sensors or shunt resistor signals. Thanks to its flexibility, **STSPIN9** family can cover the needs of driving multiple different types of brushed DC and stepper motors. The adjustable slew rate ensures the best ratio between power consumption and EMI.



STSPIN948 and STSPIN 958
Brushed DC



STSPIN948
Stepper



| Part number | Description | Vin min (V) | Vin max (V) | Rdson (Ohm) | I out max (Arms) |
|------------------|-------------------------|-------------|-------------|-------------|------------------|
| STSPIN948 | Dual full bridge driver | 5 | 58 | 0.4 | 4.5 |
| STSPIN958 | Full bridge driver | 5 | 58 | 0.4 | 5 |

MAIN APPLICATIONS

- Home appliances
- Robotics
- Stage lighting
- Antenna control
- Textile machines
- Vending machines
- Factory automation

STSPIN32F0 LV SERIES

STSPIN32F0 series is a family of self-supplied Systems-In-Package integrating a Cortex-M0™ microcontroller and an advanced 3-phase gate driver. The embedded MCU gives the freedom to configure the device with the motion control algorithm which best fits the end application targets. ST offers a set of the customers can choose among a set of pre-defined FW algorithms, spanning from more classical 6-step to the advanced sensorless field oriented control.

Internal 3.3 V DC/DC buck converter and 12 V LDO linear regulator supply the MCU, external components and gate drivers. Operational amplifiers are available and they can be used for signal conditioning of analog Hall-effect sensors or shunt resistor signals. Programmable threshold over current protection is guaranteed by the embedded comparator.



For Smart Industry and High-End Consumer



- Highly integrated system-in-package 7x7 mm
- Complete ST ecosystem comprising tools and SWs including motor-control algorithms

MAIN APPLICATIONS

- Power tools
- Fans
- Vacuum cleaners, other HA
- Industrial automation and control
- Robotic arms
- Drones (gimbal and ESC control)

| Part number | Description | Vin min (V) | Vin max (V) |
|-------------|--|-------------|-------------|
| STSPIN32F0 | Advanced BLDC controller with embedded STM32 MCU | 8 | 45 |
| STSPIN32F0A | | 6.7 | 45 |
| STSPIN32F0B | | 6.7 | 45 |

STSPIN32F0 HV SERIES

STSPIN32F0 HV family extends the flexibility and all the features of STM32-based motor controllers to high voltage applications. Four pin-to-pin compatible Systems-in-Package integrating an STM32 Cortex-M0 MCU and high-voltage 3-phase gate drivers, with embedded smartShutDown™. Advanced and fully protected 3-phase BLDC controllers are available for applications running up to 250 V and 600 V, at respectively two different gate currents of 0.35 A and 1 A. Thanks to the motor controllers' high scalability in home appliances and industrial applications, designers can easily design and reuse their current hardware and firmware in all applications fitting main voltage supplies (110 VAC & 220 VAC), without having to change PCB.

| Part number | Description | Vin min (V) | Vin max (V) | Driving Current capability "Iout max (A) peak" | Vout max (V) |
|-----------------|---|-------------|-------------|--|--------------|
| STSPIN32F0251/Q | 250 V 3-phase driver with STM32 in TQFP and QFN package options | 9 | 20 | 0.35 | 250 |
| STSPIN32F0252/Q | | | | 1 | |
| STSPIN32F0601/Q | 600 V 3-phase driver with STM32 | 9 | 20 | 0.35 | 600 |
| STSPIN32F0602/Q | | | | 1 | |

STSPIN32G4 LV SERIES

The **STSPIN32G4** is an extremely integrated and flexible motor controller for driving 3-phase brushless motors, helping designers to choose the most suitable driving mode and reduce PCB area and overall Bill Of Materials. It embeds a triple half-bridge gate driver able to drive power MOSFETs with a current capability of 1 A (sink and source). Three bootstrap diodes are embedded as well.

The high- and low-side switches of the same half-bridge cannot be simultaneously driven high thanks to an integrated interlocking function. An additional protection feature is represented by hardware VDS monitoring circuitry that constantly monitors each of the six external MOSFETs and in case an overvoltage is detected across one of them, switches off all gate driver outputs. The overvoltage threshold is set through a dedicated SCREF pin.

An internal high precision low-drop linear regulator (LDO) is used to generate the 3.3 V supply (VREG3V3) starting from the RGIN input voltage. The 3.3 V output voltage supplies both the gate driver logic and the microcontroller. It is protected against short-circuit, overload and undervoltage conditions.

The integrated MCU (STM32G431VBx3) is based on the high-performance 32-bit ARM® Cortex®-M4 core, operating at a frequency up to 170 MHz and featuring a single-precision floating-point unit (FPU), full set of DSP (Digital Signal Processing) instructions and a memory protection unit (MPU), which enhances the application's security.

Finally, with an additional external three-phase driver (such as the STDRIIVE101) two independent 3-phase BLDC motors can be efficiently driven from the STSPIN32G4, offering an unprecedented BOM saving and application optimization.



MAIN APPLICATIONS

- Automation Robots
- Servo Drives
- E-Bikes
- Battery powered HA
- Industrial automation and Robotics

| Part number | Description | Vin min (V) | Vin max (V) |
|-------------------|--|-------------|-------------|
| STSPIN32G4 | Advanced BLDC controller with embedded STM32 MCU | 5.5 | 75 |

POWERSTEP01

The **POWERSTEP01** is a highly configurable high current stepper motor driver able to operate up to 85 V. It integrates an advanced microstepping controller and 8 power MOSFETs, featuring a 16 mΩ $R_{DS(ON)}$.

Thanks to proprietary and patented technologies, the device can be configured to drive the motors in voltage or in current mode. The voltage mode allows to obtain very smooth and silent motion performance, while the current driving guarantees the full control of the motor current. Many other advanced features are available such as the full customization of the motion profile (acceleration, deceleration, speed, etc.), positioning calculations, sensorless stall detection, real-time diagnostics and user-configurable failure protections.

A very rich set of protections make the POWERSTEP01 bullet proof, as required by the most demanding motor control applications.



MAIN APPLICATIONS

- Textile Machines
- Sewing Machines
- Robot Welders
- Industrial label printers
- Industrial dozers and mixer

| Part number | Description | Vin min (V) | Vin max (V) | Rdson (Ohm) | I out max (Arms) |
|--------------------|---|-------------|-------------|-------------|------------------|
| powerSTEP01 | System-in-package integrating microstepping controller and 10 A power MOSFETs | 7.5 | 85 | 0.016 | 10 |

L64 SERIES

The **L64** series includes ST's most advanced microstepping motor drivers and controllers. Both **L6470** and **L6480** feature advanced voltage control mode thus obtaining very smooth and silent motion and reaching high positioning precision (up to 128μsteps). **L6472** and **L6482** instead drive the motors through an advanced current control algorithm with self-adapting decay and guaranteeing the target current is always supplied to the motor, with no loss of steps or control.

Many other advanced features are available such as the full customization of the motion profile (acceleration, deceleration, speed, etc.), positioning calculations, sensorless stall detection, real-time diagnostics and user-configurable failure protections.

The **L648x** controllers allow higher voltage and current through external power MOSFETs.



| Part number | Product | Description | Vin min (V) | Vin max (V) | Rds(on) (Ohm) | I out max (Arms) |
|----------------------|---------|---|-------------|-------------|----------------|------------------|
| Motor Drivers | L6470 | Voltage mode driving algorithm (1/128 μstep) | 8 | 45 | 0.3 | 3 |
| | L6472 | Predictive current control Adaptive decay (1/16 μstep) | | | | |
| | L6474 | Adaptive decay(1/16 μstep) | | | | |
| Controllers | L6480 | Voltage mode driving algorithm (1/128 μstep) | 8 | 85 | not applicable | |
| | L6482 | Predictive current control Adaptive decay (1/16 μstep) | | | | |

MAIN APPLICATIONS

- ATM and money handling machines
- Medical equipment
- Video conferencing
- Antenna control
- Pick and place machines
- Home and factory appliances

PWD SERIES—SMART POWER DRIVERS IN QFN

PWD Series are advanced power systems-in-package devices integrating smart gate drivers and N-channel power MOSFETs.

This series is available with two products embedding four N-channel power MOSFETs in dual half-bridge configuration. These full-bridge power drivers represent a uniquely efficient alternative for brushed DC or single-phase BLDC motors.

The PWD series also offers a range of 600 V products that can cover a wide range of different applications for brushed and brushless DC motors.

The embedded gate drivers integrate bootstrap diodes for BOM space and cost saving. Both devices are offered in tiny, thermally efficient QFN packages.

The **PWD5F60** also embeds peak-current control comparators that, combined with positioning Hall-effect sensors, allow a standalone motor driver for single-phase BLDC motors (no need for a dedicated MCU), significantly reducing the cost of a driving system like this.

PWD5F60 and PWD13F60
Brushed DC



PWD5F60
1-phase BLDC



| Part number | Description | Vin min (V) | Vin max (V) | R _{DS(on)} (Ohm) | I out max (Arms) |
|-------------|--------------------|-------------|-------------|---------------------------|------------------|
| PWD13F60 | Full-bridge driver | 6.5 | 17 | 0.32 | 8 |
| PWD5F60 | | 10 | 20 | 1.38 | 3.5 |

MAIN APPLICATIONS

- Fans & pumps
- Blowers
- Home appliances
- Factory automation

Stepper motor drivers

| Part number | Package | General description | R _{DS(on)} (Ω) | Supply voltage (V) | | Output Current-Max (A) RMS | Operating temperature | |
|-------------|-----------------------|--|----------------------------|--------------------|------|----------------------------------|--------------------------|-----------|
| | | | | Min. | Max. | | Min. (°C) | Max. (°C) |
| STSPIN948 | VQFPN48 7x7x1 | 58 V stepper motor driver 200 mΩ | 0.2 | 5 | 38 | 4.5 | -40 | 150 |
| powerSTEP01 | VFQFPN 11x14x1 | System-in-package integrating microstepping controller and 10 A power MOSFETs | 0.016 | 7.5 | 85 | 10 | -40 | 150 |
| STSPIN220 | VFQFPN 16 3x3x1.0 | Low Voltage Motor driver with up to 256 microsteps and embedded PWM current control | 0.2 | 1.8 | 10 | 1.3 | | |
| L6474 | HTSSOP28; PowerSO 36 | Motor driver up to 16 microsteps with SPI and advanced current control | 0.3 | 8 | 45 | 3 | | |
| L6472 | HTSSOP28; PowerSO 36 | Full features motor driver up to 128 microsteps with SPI, motion engine and advanced current control | | | 52 | 2.8 | | |
| L6470 | | | | | | | | |
| L6208 | PowerSO 36, S024 | Stepper motor driver with embedded current control | | | | | | |
| L6208Q | VFQFPN 48 7x7x1.0 | | | | | | | |
| STSPIN820 | TFQFPN 4x4x1.05 - 24L | Compact advanced 256 microsteps motor driver with step-clock and direction interface | 0.5 | 7 | 45 | 1.5 | | |
| L6258 | PowerSO36 | PWM controlled high current DMOS universal motor driver | 0.6 | 12 | 40* | 1.5* | -40* | |
| L6228 | PowerSO 36, S024 | Stepper motor driver with embedded current control | 0.7 | 8 | 52 | 1.4 | -40 | 150 |
| L6228Q | VFQFPN 32 5x5x1.0 | | | | | | | |
| L6219 | S024 | Stepper motor driver | - | 4.5* | 46* | 0.75* | -40* | 125* |
| L6482 | HTSSOP38 | Stepper controller with SPI, motion engine, gate drivers and advanced current control featuring 128 microsteps | - | 7.5 | 85 | - | -40 | 150 |
| L6480 | | | - | | | - | | |
| L297 | PDIP 20; SO-20 | Stepper motor controller | - | 4.75 | 7 | - | | |

Note * The value may vary depending on the part number

Brushed DC motor drivers

| Part number | Package | General description | R _{DS(on)} (Ω) | Supply voltage (V) | | Output Current-Max (A) RMS | Output Current-Max (A) peak | Operating temperature | |
|-------------|--------------------------|---|----------------------------|--------------------|------|----------------------------------|-----------------------------------|--------------------------|-----------|
| | | | | Min. | Max. | | | Min. (°C) | Max. (°C) |
| STSPIN948 | VQFPN48 7x7x1 | 58 V dual DC motor driver 200 mΩ (single 100 mΩ) | 0.2 | 5 | 58 | 4.5 | 7 | -40 | 150 |
| STSPIN958 | VQFPN32 5x5x1 | 58 V single DC motor driver 200 mΩ | 0.2 | 5 | 58 | 5 | 7 | -40 | 150 |
| PWD5F60 | VFQFPN 15x7x1 mm. | High voltage full bridge with integrated comparators | 1.4 | 10 | 600 | 5 | 14 | -40 | 125 |
| PWD13F60 | VFQFPN 10x13x1.0 | High voltage full bridge with integrated smart driver | 0.3 | 6.5 | 600 | 8 | 32 | | |
| STSPIN240 | VFQFPN 16 3x3x1.0 | Low voltage dual brushed DC motor driver | 0.2 | 1.8 | 10 | 1.3 | 2 | -40 | 150 |
| STSPIN250 | | Low voltage brushed DC motor driver | 0.1 | 1.8 | 10 | 2.6 | 4 | | |
| L6205 | PDIP20; PowerSO-20; SO20 | Versatile DMOS dual full bridge motor drivers with embedded PWM current control | 0.3 | 8 | 52 | 2.8 | 7.1 | | |
| L6206 | PowerSO 36; SO24 | | | | | | | | |
| L6206Q | VFQFPN 48 7x7x1.0 | | | | | | | | |
| L6207 | PowerSO 36; SO24 | | | | | | | | |
| L6207Q | VFQFPN 48 7x7x1.0 | | | | | | | | |
| STSPIN840 | TFQFPN 4x4x1.05 - 24L | Compact dual brushed DC motor driver with embedded PWM current control | 0.5 | 7 | 45 | 1.5 | 2.5 | | |
| L6225 | PDIP20; PowerSO-20; SO20 | Versatile DMOS dual full bridge motor drivers with embedded PWM current control | 0.7 | 8 | 52 | 1.4 | 3.55 | | |
| L6226 | PowerSO 36; SO24 | | | | | | | | |
| L6226Q | VFQFPN 32 5x5x1.0 | | | | | | | | |
| L6227 | PowerSO 36; SO24 | | | | | | | | |
| L6227Q | VFQFPN 32 5x5x1.0 | | | | | | | | |
| L6201 | PowerSO-20; SO-20 | DMOS full bridge motor driver | 0.3 | 12 | 48 | 1 | 5 | | |
| L6202 | PDIP 18 | | | | | | 10 | | |
| L6203 | MW 11L | | | | | | | | |
| L2293Q | VFQFPN 32 5x5x1.0 | Push-pull four channels motor driver with diodes | - | 4.5 | 36 | 0.6 | 1.2 | | |
| L293D | PDIP 16; SO-20 | | | | | 1 | 2 | | |
| L293B | PDIP 16 | | | | | | | | |
| L293E | PDIP 20 | | | | | | | | |
| L298 | MW 15L; PowerSO-20 | Dual full bridge motor driver | | | | 2 | - | | |

3-phase Brushless DC motor drivers

| Part number | Package | General description | $R_{DS(on)}$ (Ω) | Supply voltage (V) | | Output Current-Max (A) RMS | Output Current-Max (A) peak | Operating temperature | |
|---------------|-----------------------------------|--|------------------------------|-----------------------|------|----------------------------------|-----------------------------------|-----------------------------|-----------------------------|
| | | | | Min. | Max. | | | Min. ($^{\circ}\text{C}$) | Max. ($^{\circ}\text{C}$) |
| STSPIN32G4 | VFQFPN 64 9x9x1 | Advanced BLDC controller with embedded STM32 | - | 5.5 | 75 | - | 1 | -40 | 150 |
| STSPIN32F0 | VFQFPN 48 7x7x1 | Advanced BLDC controller with embedded STM32, DC-DC; optimized for FOC | - | 8 | 45 | - | 0.6 | | |
| STSPIN32F0A | VFQFPN 48 7x7x1 | Advanced BLDC controller with embedded STM32, DC-DC, extended V Range and optimized for 6-step control | - | 6.7 | 45 | - | 0.6 | | |
| STSPIN32F0B | VFQFPN 48 7x7x1 | Advanced BLDC with embedded STM32, DC-DC, extended V Range and extra GPIOs | - | 6.7 | 45 | - | 0.35 | | |
| STSPIN32F0251 | TQFP 64 10x10x1 QFN 72 10x10x1 | 250 V Advanced BLDC with embedded STM32 | - | 9 | 20 | - | 0.35 | | |
| STSPIN32F0252 | TQFP 64 10x10x1 QFN 72 10x10x1 | 250 V Advanced BLDC with embedded STM32 and extra current capability, DCDC, extended V Range and extra GPIOs | - | 9 | 20 | - | 1 | | |
| STSPIN32F0601 | TQFP 64 10x10x1 QFN 72 10x10x1 | 600 V Advanced BLDC with embedded STM32 | - | 9 | 20 | - | 0.35 | | |
| STSPIN32F0602 | TQFP 64 10x10x1 QFN 72 10x10x1 | 600 V Advanced BLDC with embedded STM32 and extra current capability | - | 9 | 20 | - | -1 | | |
| STSPIN830 | TFQFPN 4x4x1 - 24L | Compact 3-phase integrated motor driver optimized for 3 shunts configuration | 0.5 | 7 | 45 | 1.5 | 2.5 | -40 | 150 |
| STSPIN230 | VFQFPN 16 3x3x1 | Low voltage 3-phase integrated motor driver | 0.2 | 1.8 | 10 | 1.3 | 2 | | |
| STSPIN233 | VFQFPN 16 3x3x1 | Low voltage 3-phase integrated motor driver optimized for 3 shunts control | 0.2 | 1.8 | 10 | 1.3 | 2 | | |
| L6229 | PowerSO 36; S0-24 | 3-phase 6-step integrated motor drivers with embedded Hall sensors decoding logic | 0.7 | 8 | 52 | 1.4 | 3.55 | | |
| L6229Q | VFQFPN 32 5x5x1 | | 0.7 | 8 | 52 | 1.4 | 3.55 | | |
| L6235 | PowerSO 36; S0-24 | | 0.3 | 8 | 52 | 2.8 | 7.1 | | |
| L6235Q | VFQFPN 48 7x7x1 | | 0.3 | 8 | 52 | 2.5 | 7.1 | | |
| L6230 | PowerSO 36; VFQFPN 32 5x5x1 | Triple half-bridge integrated motor drivers | 0.7 | 8 | 52 | 1.4 | 3.55 | | |
| L6234 | PDIP 20; PowerSO-20 | | 0.3 | 7 | 52 | 2.8 | 5 | | |

STSPIN PACKAGE OPTIONS EXAMPLES



QFN 11x14



VFQFPN 10x13



QFN 7x7 48L



QFN 3x3



PowerSO36



HTSSOP38



S024

A COMPLETE ECOSYSTEM IS PROVIDED TO SUPPORT DESIGN-IN AND SHORTEN TIME-TO-MARKET

Designing motor control applications becomes much easier with the outstanding performance, features and full support of STSPIN motor driver ICs that make brushed DC, stepper and brushless motor control designs more efficient in a variety of applications.

A wide range of evaluation boards is provided, together with low-cost plug-and-play discovery kits: an ideal development tool for both beginners and experienced users that is autonomous and can be used with a software interface or with a custom firmware thanks to the embedded microcontroller.

Schematics, BOMs and gerber files are available to give you a headstart with your hardware design together with comprehensive technical documentation.

Software suites are also provided to enable quick and easy development of motor driving solutions.

In addition, STSPIN motor drivers can be easily evaluated in combination with an STM32 32-bit microcontroller in an open, flexible and affordable development environment to enable fast prototyping that can quickly be transformed into final designs.

The comprehensive development environment includes:

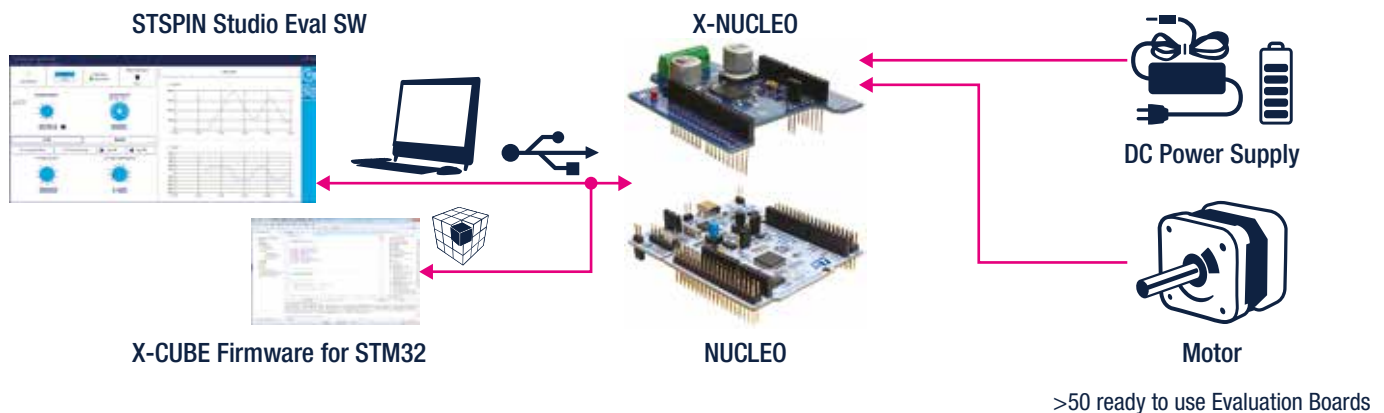
STM32 Nucleo development boards: a comprehensive range of affordable development boards for all STM32 microcontroller series.

STM32 Nucleo expansion boards: based on STSPIN motor drivers, the expansion boards can be plugged on top of the STM32 Nucleo development boards. More complex functionalities can be achieved by stacking additional expansion boards.

The expansion boards are equipped with standardized interconnections such as an Arduino Uno R3 connector or a morpho connector for a higher level of connectivity.


Each expansion board is supported by STM32-based software modules.

SPEED-UP YOUR DESIGN WITH X-NUCLEO



Find your X-Nucleo now on [st.com/x-nucleo](https://www.st.com/x-nucleo)

STSPIN STUDIO SOFTWARE



STSPIN Studio (STSW-STSPIN01) is easy-to-use software for the evaluation of brushed DC and stepper motors with the STSPIN family devices.

It allows the proper control of several evaluation boards of stepper and brush DC motor drivers, while three-phase brushless DC motors can be configured with the STM32 ecosystem.

STSPIN Studio covers a wide range of final applications through an intuitive GUI, where the user can control and monitor motor operation.

Its main purpose is to set parameters to apply the proper control of the motor and optimize the performance of the final application.

STSPIN Studio offers online updating, allowing the user to easily download the last version of firmware for each device.

STSPIN Studio can be used with STM32 Nucleo board development platforms to quickly evaluate and start development using expansion boards with STSPIN devices.

Additionally, a brand-new platform of interchangeable plug-in boards has been released to make evaluation even easier. Evaluation main boards are designed to hold plug-in boards for the STSPIN2, STSPIN8, STSPIN9, L62, and L64 families< creating a single hardware platform to be used in combination with STSPIN Studio.


STSPIN Studio also works in combination with general-purpose evaluation boards of the same product families.

NUCLEO EXPANSION BOARD SET UP

STSPIN Studio




Expansion board plugged on the Nucleo board




MC SDK




Expansion board plugged on the Nucleo board



PLUG-IN BOARDS SETUP WITH NUCLEO



GENERAL PURPOSE BOARDS AND REFERENCE DESIGNS



Ecosystem for stepper motor drivers and controllers

| Part number | Tool type | Core product | Evaluation software | Firmware | Companion board |
|-----------------------|---|--------------|---------------------|----------------------------------|--|
| X-NUCLEO-IHM14A1 | Expansion board for STM32 nucleo board | STSPIN820 | STSW-STSPIN01 | X-CUBE-SPN14 | STM32 Nucleo board F4, F0 or L0 series |
| X-NUCLEO-IHM06A1 | Expansion board for STM32 nucleo board | STSPIN220 | STSW-STSPIN01 | X-CUBE-SPN6 | STM32 Nucleo board F4, F0 or L0 series |
| EVLPOWERSTEP01 | Evaluation board | POWERSTEP01 | STSW-SPIN002 | X-CUBE-SPN3 | STEVAL-PCC009V2 interface board |
| X-NUCLEO-IHM03A1 | Expansion board for STM32 nucleo board | POWERSTEP01 | STSW-SPIN002 | X-CUBE-SPN3 | STM32 Nucleo board F4, F0 or L0 series |
| EVAL6482H-DISC | Discovery kit | L6482 | STSW-SPIN002 | STSW-SPIN005, STSW-SPINDISC01 | - |
| EVAL6482H | Evaluation board | L6482 | STSW-SPIN002 | STSW-SPIN005 | STEVAL-PCC009V2 interface board |
| EVAL6480H-DISC | Discovery kit | L6480 | STSW-SPIN002 | STSW-SPIN005, STSW-SPINDISC01 | - |
| EVAL6480H | Evaluation board | L6480 | STSW-SPIN002 | STSW-SPIN005 | STEVAL-PCC009V2 interface board |
| EVAL6474H | Evaluation board | L6474 | STSW-SPIN002 | X-CUBE-SPN1 | STEVAL-PCC009V2 interface board |
| EVAL6474PD | Evaluation board | L6474 | STSW-SPIN002 | X-CUBE-SPN1 | STEVAL-PCC009V2 interface board |
| X-NUCLEO-IHM01A1 | Expansion board for STM32 nucleo board | L6474 | STSW-SPIN002 | X-CUBE-SPN1 | STM32 Nucleo board F4, F0 or L0 series |
| EVAL6472H-DISC | Discovery kit | L6472 | STSW-SPIN002 | STSW-SPIN004, STSW-SPINDISC01 | - |
| EVAL6472H | Evaluation board | L6472 | STSW-SPIN002 | STSW-SPIN004 | STEVAL-PCC009V2 interface board |
| EVAL6472PD | Evaluation board | L6472 | STSW-SPIN002 | STSW-SPIN004 | STEVAL-PCC009V2 interface board |
| EVAL6470H-DISC | Discovery kit | L6470 | STSW-SPIN002 | STSW-SPIN004, STSW-SPINDISC01 | - |
| EVAL6470H | Evaluation board | L6470 | STSW-SPIN002 | STSW-SPIN004 | STEVAL-PCC009V2 interface board |
| EVAL6470PD | Evaluation board | L6470 | STSW-SPIN002 | STSW-SPIN004 | STEVAL-PCC009V2 interface board |
| X-NUCLEO-IHM02A1 | Expansion board for STM32 nucleo board | L6470 | - | X-CUBE-SPN2 | STM32 Nucleo board F4, F0 or L0 series |
| STEVAL-IKM001V1 | Evaluation kit EVAL6470H and STEVAL-PCC009V2 | L6470 | STSW-IKM001V1S | STSW-IKM001V1 | - |
| X-NUCLEO-IHM05A1 | Expansion board for STM32 nucleo board | L6208 | STSW-SPIN002 | STSW-SPIN005 | STM32 Nucleo board F4, F0 or L0 series |
| EVAL6208Q | Evaluation board | L6208Q | STSW-SPIN003 | - | STEVAL-PCC009V2 interface board |
| EVALSP820-XS | Evaluation board | STSPIN820 | - | - | - |
| STSPIN220 Click Board | 3rd party expansion board | STSPIN220 | - | - | - |
| STSPIN820 Click Board | 3rd party expansion board | STSPIN820 | - | - | - |
| EVL6208-PLUG | Evaluation kit environment for L62xx family plug board | L6208PD | STSW-STSPIN01 | - | EVL62XX-MAIN |
| EVL6228-PLUG | Evaluation kit environment for L62xx family plug board | L6228PD | STSW-STSPIN01 | - | EVL62XX-MAIN |
| EVLSPIN948 | Evaluation board for STSPIN948 | STSPIN948 | STSW-STSPIN01 | - | NUCLEO-F401RE |
| EVL6470 | Evaluation board for L6470 | L6470 | STSW-STSPIN01 | - | NUCLEO-F401RE |
| EVL6472 | Evaluation board for L6472 | L6472 | STSW-STSPIN01 | - | NUCLEO-F401RE |
| EVL6480 | Evaluation board for L6480 | L6480 | STSW-STSPIN01 | - | NUCLEO-F401RE |
| EVL6482 | Evaluation board for L6482 | L6482 | STSW-STSPIN01 | - | NUCLEO-F401RE |

Ecosystem for brushed DC motor drivers and controllers

| Part number | Tool type | Core product | Evaluation software | Firmware | Companion board |
|------------------|--|--------------|---------------------|--------------|--|
| X-NUCLEO-IHM12A1 | Expansion board for STM32 nucleo board | STSPIN240 | STSW-STSPIN01 | X-CUBE-SPN12 | STM32 Nucleo board F4, F0 or L0 series |
| X-NUCLEO-IHM13A1 | Expansion board for STM32 nucleo board | STSPIN250 | STSW-STSPIN01 | X-CUBE-SPN13 | STM32 Nucleo board F4, F0 or L0 series |
| X-NUCLEO-IHM15A1 | Expansion board for STM32 nucleo board | STSPIN840 | STSW-STSPIN01 | X-CUBE-SPN14 | STM32 Nucleo board F4, F0 or L0 series |
| EVLSPIN948 | Evaluation board for STSPIN948 | STSPIN948 | STSW-STSPIN01 | - | NUCLEO-F401RE |
| EVLSPIN958 | Evaluation board for STSPIN958 | STSPIN958 | STSW-STSPIN01 | - | NUCLEO-F401RE |
| EVSPIN32G4 | Evaluation Board | STSPIN32G4 | - | - | - |
| EVSPIN32G4NH | Evaluation Board | STSPIN32G4 | - | - | - |

| Part number | Tool type | Core product | Evaluation software | Firmware | Companion board |
|-----------------------|--|--------------|---------------------|-------------|--|
| EVALPWD5F60 | Evaluation Board | PWD5F60 | - | - | - |
| EVALPWD13F60 | Evaluation board | PWD13F60 | - | - | - |
| EVAL6207Q | Evaluation board | L6207Q | STSW-SPIN003 | - | STEVAL-PCC009V2 interface board |
| X-NUCLEO-IHM04A1 | Expansion board for STM32 nucleo board | L6206 | STSW-SPIN002 | X-CUBE-SPN4 | STM32 Nucleo board F4, F0 or L0 series |
| EVAL2293Q | Evaluation Board | L2293Q | - | - | - |
| STSPIN250 Click Board | 3rd party expansion board | STSPIN250 | - | - | - |
| EVL6205-PLUG | Evaluation kit environment for L62xx family plug board | L6205PD | STSW-STSPIN01 | - | EVL62XX-MAIN |
| EVL6225-PLUG | Evaluation kit environment for L62xx family plug board | L6225PD | STSW-STSPIN01 | - | EVL62XX-MAIN |
| EVL6206-PLUG | Evaluation kit environment for L62xx family plug board | L6206PD | STSW-STSPIN01 | - | EVL62XX-MAIN |
| EVL6226-PLUG | Evaluation kit environment for L62xx family plug board | L6226PD | STSW-STSPIN01 | - | EVL62XX-MAIN |
| EVL6207-PLUG | Evaluation kit environment for L62xx family plug board | L6207PD | STSW-STSPIN01 | - | EVL62XX-MAIN |
| EVL6227-PLUG | Evaluation kit environment for L62xx family plug board | L6227PD | STSW-STSPIN01 | - | EVL62XX-MAIN |

Ecosystem for brushless DC motor drivers and controllers

| Part number | Tool type | Core product | Evaluation software | Firmware | Companion board |
|------------------|--|----------------|---------------------|---------------|---|
| STEVAL-SPIN3201 | Evaluation board | STSPIN32F0 | - | X-CUBE MCSDK | - |
| X-NUCLEO-IHM11M1 | Expansion board for STM32 nucleo board | STSPIN230 | - | X-CUBE MCSDK | STM32 Nucleo board F4, F0 or L0 series |
| STEVAL-SPIN3202 | Evaluation Board | STSPIN32F0A | - | X-CUBE MCSDK | NUCLEO-F030R8, NUCLEO-F103RB, NUCLEO-F302R8 |
| X-NUCLEO-IHM16M1 | Expansion board for STM32 nucleo board | STSPIN830 | - | X-CUBE MCSDK | - |
| X-NUCLEO-IHM17M1 | Expansion board for STM32 nucleo board | STSPIN233 | - | X-CUBE MCSDK | NUCLEO-F030R8, NUCLEO-F103RB, NUCLEO-F302R8 |
| STEVAL-Ptool1v1 | Evaluation Board | STSPIN32F0B | - | STSW-PTOOL1V1 | - |
| STEVAL-Ptool2v1 | Evaluation Board | STSPIN32F0252 | - | STSW-PTOOL2V1 | - |
| EVALKIT-ROBOT-1 | Evaluation Board | STSPIN32F0A | - | STSW-ROBOT1 | - |
| P-NUCLEO-IHM001 | Nucleo Pack with NUCLEO-F302R8 and X-NUCLEO-IHM07M1 | L6230 | - | X-CUBE MCSDK | - |
| X-NUCLEO-IHM07M1 | Expansion board for STM32 nucleo board | L6230 | - | X-CUBE MCSDK | STM32 Nucleo board F4, F0 or L0 series |
| STEVAL-IHM042V1 | Evaluation board | L6230 | - | X-CUBE MCSDK | - |
| STEVAL-IHM043V1 | Evaluation board | L6234 | - | X-CUBE MCSDK | - |
| EVAL6235Q | Evaluation board | L6235Q | STSW-SPIN003 | - | STEVAL-PCC009V2 |
| EVLSPIN32G4-ACT | Evaluation board for smart actuator | STSPIN32G4 | X-CUBE-MCSDK | - | STWIN.box |
| EVSPIN32G4-DUAL | Evaluation board for dual motor control | STSPIN32G4 | X-CUBE-MCSDK | - | - |
| STEVAL-CTM011V1 | 250W Evaluation board for compressors based on IGBTs | STSPIN32F0601Q | - | STSW-CTM011 | - |
| STEVAL-CTM012V1 | 250W Evaluation board for compressors based on MOSFETs | STSPIN32F0601Q | - | STSW-CTM011 | - |

Ecosystem for reference design

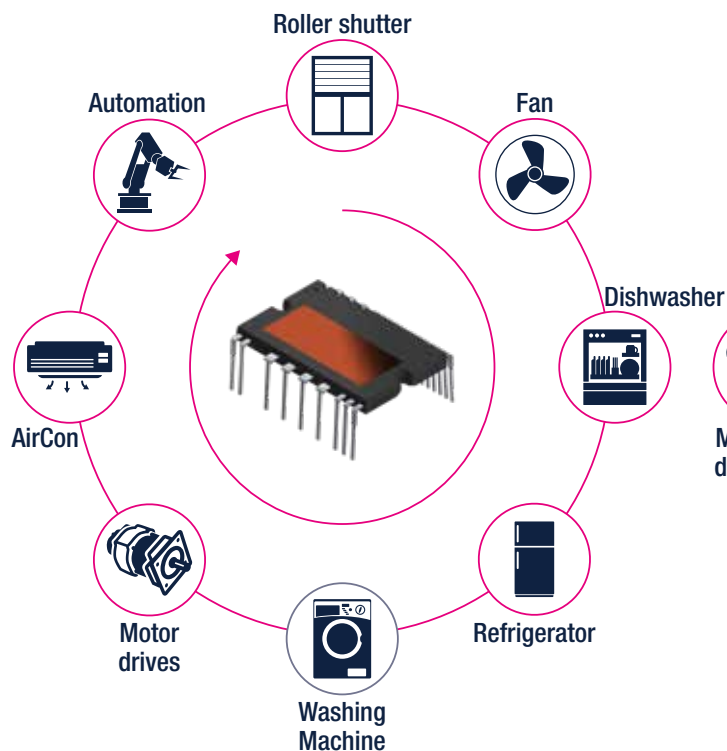
| Part number | Tool type | Description | Core product | Firmware |
|-----------------|----------------|---|--------------|---------------|
| STEVAL-ESC002V1 | Evaluation kit | Electronic Speed Controller reference design based on STSPIN32F0A | STSPIN32F0A | STSW-ESC002V1 |
| STEVAL-GMBL02V1 | Evaluation kit | Reference design kit for Gimbal controller for drones and handheld applications | STSPIN233 | STSW-GMBL02V1 |

Power Modules and IPM


Reduce your design time and efforts with ST's portfolio of highly-integrated, high-efficiency power modules for flexible and robust designs ranging from tens of watts up to 30 kW. Available in a wide selection of current capability, break down voltage and space-saving packages, you are sure to find a device in our Power Module product portfolio that addresses your motor or motion control system requirements.

ST's power module portfolio includes both SLLIMM™ families of Intelligent Power Modules (IPM) as well as ACEPACK™ Power Modules for all types of power switching applications.

SLLIMM Intelligent Power Modules



ACEPACK Power Modules













SLLIMM™ INTELLIGENT POWER MODULES

Nowadays, the market requires high performance solutions able to satisfy the increasing energy saving requirements, compactness, reliability, and system costs in home appliances and in low-/medium-power motor drive applications as well as in HVAC, servo motors and other high-power industrial drives.

To address these market needs, STMicroelectronics has developed the SLLIMM (small low-loss intelligent molded module) families of compact, high efficiency, dual-in-line Intelligent Power Modules, with optional extra features.

It provides a high integrated level that means simplified circuit design, reduced BOM, smaller weight, and high reliability.

Available in different options, both packages (fully molded and DBC) and leads (through-hole and SMD), SLLIMM series can combine six power switches (IGBT, MOSFET and SJ-MOSFET) and drivers in an inverter configuration assuring the best compromise between conduction and switching energy with an outstanding robustness and EMI behavior, making the new product ideal to enhance the efficiency of 3 phases inverter and any motor drives working up to 20 kHz in hard-switching circuitries and for an application power range from 10 W to 7W.


| SLLIMM nano SMD | SLLIMM nano | SLLIMM nano 2nd series | SLLIMM 2nd series | SLLIMM HP |
|---|--|---|--|--|
| 600 V IGBT 500 V MOSFET 1 up to 3 A | 600 V IGBT 3 A | 600 V IGBT 600 V SJ-MOSFET 3 up to 8 A | 600 V IGBT 600 V SJ-MOSFET 8 up to 35 A | IGBT 650 V, 50 A 1200 V, 10 A (*) |
|  |  |  |  |  |
| NSDIP-26L (SMD) 12.45 x 29.15 x 3.10 mm | NDIP-26L (TH) 12.45 x 29.15 x 3.10 mm | N2DIP-26L (TH) 12.45 x 32.15 x 4.10 mm $V_{ISO} = 2kVrms/min$ | SDIP2F-26L SDIP2B-26L 24 x 38 x 3.5 mm $V_{ISO} = 2kVrms/min$ | SDIPHP-30L 31 x 52 x 5.6 mm $V_{ISO} = 2.5kVrms/min$ |
| Power rating: 10 to 80W  | Power rating: 60 to 110W  | Power rating: 100 to 600W  | Power rating: 300W to 3kW  | Power rating: 3 to 7kW  |

SLLIMM™ NANO SERIES

Combining six switches driven by three high-voltage gate drivers in a compact DIP package, the ST's nano IPM family has been designed to cover different motor control applications from very low to medium power range.

The fully isolated SLLIMM-nano package is the ideal solution to satisfy the customer request to reduce assembly PCB/system space, without sacrificing thermal performance and reliability.

ST offers three package solutions: SLLIMM-nano SMD (Surface Mounting Device), SLLIMM-nano and SLLIMM-nano 2nd series TH (Through hole).



KEY FEATURES

- Optimized voltage drop in conduction
- IGBT (planar, TFS) and MOSFET (planar, SJ) based
- 600 V and 500 V breakdown voltage
- Current availability up to 8 A at 25 °C
- Comparator for fault protection
- OpAmp for advanced current sensing
- Open emitter configuration for individual phase current sensing
- Internal bootstrap diodes
- Interlocking function and UVLO
- Mounted slots package options
- In line and zig-zag leads options (w/wo stand-off)

| Product PN | Lead type | Switch type | BV | I _{CN} | V _{cesat typ} /Max R _{DS(on)} | t _{dead} min |
|----------------------|-----------|-------------|-------|-----------------|---|-----------------------|
| STGIPN3H60(A)(T)-(H) | TH | IGBT | 600 V | 3 A | 2.15 V | 1.5 μs |
| STGIPNS3H60T-H | SMD | IGBT | 600 V | 3 A | 2.15 V | 1.5 μs |
| STIPNS2M50T-H | | MOSFET | 500 V | 2 A | 1.7 Ω | 1 μs |
| STIPNS1M50T-H | | | | 1 A | 3.6 Ω | 1 μs |
| STGIPQ3H60T-HZ/L(S) | | TH | IGBT | 600 V | 3 A | 2.15 V |
| STGIPQ4C60T-HZ/L | 3 A | | | | 1.6 V | 1.5 μs |
| STGIPQ5C60T-HZ/L(S) | 5 A | | | | 1.65 V | 1.5 μs |
| STGIPQ8C60T-HZ | 8 A | | | | 2.0 V | 1.0 μs |
| STIPQ3M60T-HZ | SJ-MOSFET | | 3 A | | 1.6 Ω | 1.0 μs |
| STIPQ5M60T-HZ | | | 5 A | | 1.0 Ω | 1.0 μs |

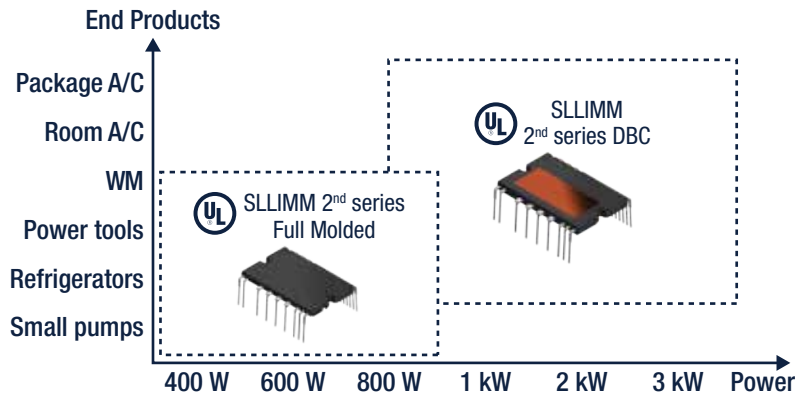
SLLIMM™ 2ND SERIES

The SLLIMM 2nd series is the last ST's family of compact, high efficiency, dual-in-line intelligent power modules, with optional extra features.

This family has been designed using a new internal configuration with two drivers, one high-side driver and one low-side driver, and with the improved trench gate field-stop IGBT or SJ-MOSFETs.

The best compromise between conduction and switching energy with an outstanding robustness and EMI behavior make the new product ideal to enhance the efficiency of compressor, pumps, fans and any motor drives working up to 20 kHz in hard-switching circuitries and for an application power range from 300 W to 3 kW.

This series will complement and overcome the already available SLLIMM series in term of power and features, package types and flexibility and it takes over the main functions of previous one, adding some more features and enlarging the package option to SDIP2F and SDIP2B.



KEY FEATURES

- 600 V, from 8 A to 35 A DC rating at 25 °C
- Low V_{CEsat}/R_{DSon}
- Optimize driver and silicon for low EMI
- Lowest Rth value on the market for the DBC package versions
- Internal bootstrap diode
- Maximum operating junction temperature
 - 175 °C for IGBT based
 - 150 °C for SJ MOSFET based
- Separate open emitter outputs
- NTC on board
- Integrated temperature sensor on Low side driver
- Comparator for fault protection
- Shutdown input/fault output
- Isolation rating of 2000 Vrms/min

| Part Number | Switch technology | I_c @ 25 °C (@ 80 °C) | $V_{ce(sat)}/R_{DSon (typ)}$ @ I_c 25 °C (@ I_c 80 °C) | Max $R_{th(j-c)}$ | t_{scw} |
|------------------------|-------------------|-------------------------|--|-------------------|-----------|
| STGIF5CH60TS-L(E)(X) | IGBT | 8 A (5 A) | 1.7 V (1.5 V) | 5.0 °C/W | 5 µs |
| STGIF7CH60TS-L(E)(X) | | 10 A (7 A) | | 4.80 °C/W | |
| STGIF10CH60TS-L(E) | | 15 A (10 A) | | 4.60 °C/W | |
| STGIB8CH60TS-L(E)(XZ) | | 12 A (8 A) | 1.7 V (1.5 V) | 3.0 °C/W | 5 µs |
| STGIB10CH60TS-L(E)(XZ) | | 15 A (10 A) | | 2.26 °C/W | |
| STGIB15CH60TS-L(XZ) | | 20 A (15 A) | | 1.85 °C/W | |
| STGIB20M60TS-L(E)(XZ) | | 25 A (20 A) | | 1.40 °C/W | 8 µs |
| STGIB30M60TS-L(XZ) | | 35 A (30 A) | | 1.20 °C/W | |
| STIB1060DM2T-LZ | SJ-MOSFET | 10 | 180 mΩ | 1.59 °C/W | 12 µs |
| STIB1560DM2T-LZ | | 15 | 150 mΩ | 1.10 °C/W | 12 µs |

Note F = Full Molded package B = DBC package T = NTC on board S = Temperature sensing E = Short leads and emitter forward L = Long leads X = Medium leads

SLLIMM™ HIGH POWER

The SLLIMM High Power (HP) series is the new family of compact, powerful, dual-in-line intelligent power modules (IPMs) belonging to the STPOWER family. Designed using a new configuration of the internal drivers, featuring three high-side and one low-side drivers, and trench gate field-stop IGBTs plus a freewheeling diode power stage.


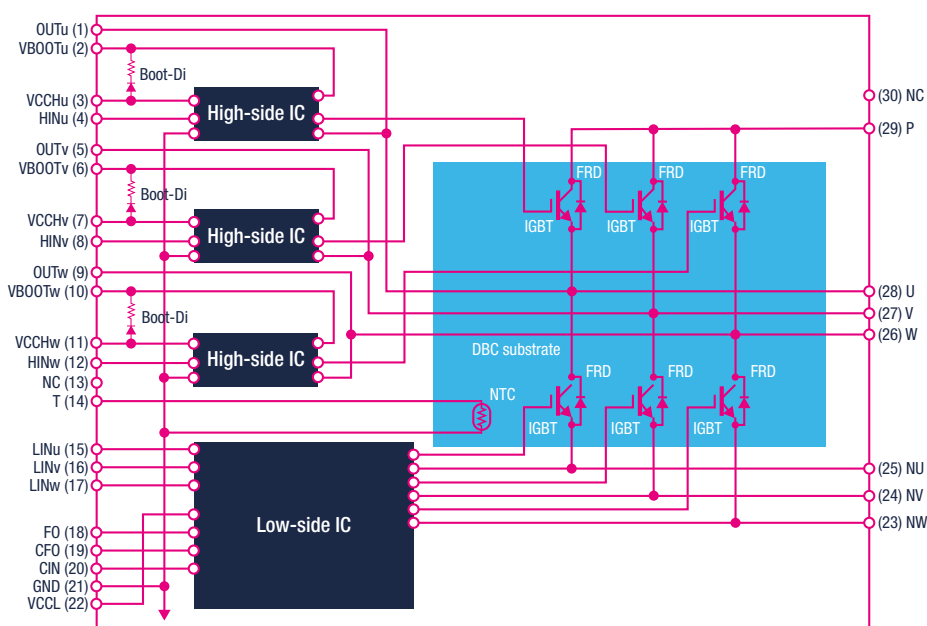
SLLIMM HP series expands the existing SLLIMM series in terms of breakdown voltage, current capability and power range in addition to the features/functions and package options offered.

The first SLLIMM HP product consists of a 650 V/50 A and 1200 V/10 A tailored for industrial applications such as HVAC (heating ventilation air conditioning), servo motors as well as GPI (general purpose inverter) and industrial washing machine applications operating at a frequency range up to 20 kHz and for power range up to 7kW.

| Product PN | Switch type | BV | I _{CN} | V _{CEsat} typ | Max R _{th(j-c)} | Package |
|---------------|-------------|--------|-----------------|------------------------|--------------------------|------------|
| STGIK50CH65T | IGBT | 650 V | 50 A | 1.8 V | 1°C/W | SDIPHP-30L |
| STGIK50CH65T2 | IGBT | 650 V | 50 A | 1.7 V | 1.1°C/W | SDIPHP-30L |
| STGIK10M120T | IGBT | 1200 V | 10 A | 1.6 V | 1°C/W | SDIPHP-30L |

KEY FEATURES

- TFS IGBT tech 650 V, 50 A and 1200 V, 10 A
- Low voltage drop conduction
- Optimized design for low EMI
- Lowest R_{th} value in DBC
- Embedded bootstrap diode
- 175 °C max. op. T_{junction}
- Distinct open emitter outputs
- On-board NTC thermistor
- Fault protection comparator
- Shutdown input/fault output
- Isolation rank: 2500 V_{RMS}/min
- UL recognition: UL 1557



ACEPACK™

The latest ST power module family offers new ACEPACK 1 and ACEPACK 2 Power Modules on Sixpack and Converter Inverter Brake (CIB) topologies.

With an embedded NTC thermistor, these highly reliable power modules offer the best compromise between conduction and switching loss, maximizing the efficiency of any converter system up to 20 kHz in hard-switching circuitries for an application range from 3 to 30 kW.

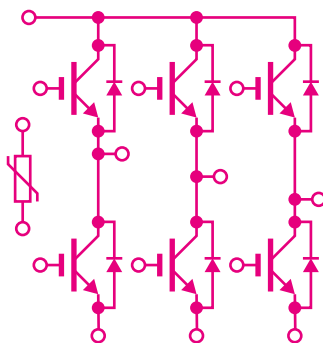
Offering PressFIT and solder pin options for flexible and stable mounting, these robust power modules, which are part of ST's M series Trench Gate Field- Stop IGBTs, ensure a compact design and cost-effective system.

The flexibility and characteristics of ACEPACK packages bring additional power and design features to ensure the best possible solution for your applications.

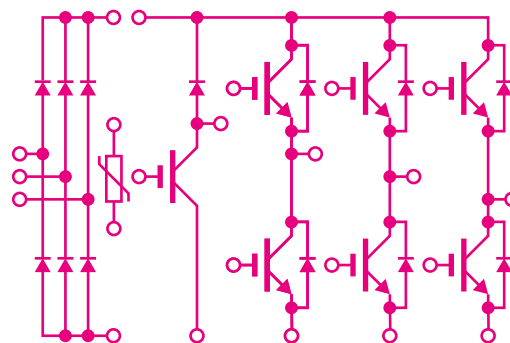


ACEPACK™1

ACEPACK™2



Six-Pack + NTC



CIB + NTC

KEY FEATURES

- 15 to 75 A current rating at 25 °C
- 650 to 1200 V Breakdown voltage
- Integrated 5 kΩ NTC temperature monitoring
- Soft and fast recovery diode
- PressFIT and solder contact pin options
- Reliable and easy mounting system
- Low stray inductance module design

KEY BENEFITS

- High power density
- High reliability and quality
- 175 °C maximum junction temperature for increased robustness

| Product PN | Package | Topology | BV _{CES} | I _c rating | Max isolation voltage |
|---------------|---------|----------|-------------------|-----------------------------|-----------------------|
| A1P25S12M3/-F | A1 | Six-Pack | 1200 V | 25 A | 2500 Vrms/min |
| A1P35S12M3/-F | | | | 35 A | |
| A1C15S12M3/-F | | CIB | 1200 V | 15 A | |
| A1P50S65M2/-F | | | | 50 A | |
| A1P18M65W2-1* | | Six-Pack | 1200 V | R _{DS(on)} = 18 mΩ | |
| A1P25M12W2-1* | | Six-Pack | 650 V | R _{DS(on)} = 25 mΩ | |
| A2C25S12M3/-F | A2 | CIB | 1200 V | 25 A | |
| A2C35S12M3/-F | | | | 35 A | |
| A2P75S12M3/-F | | Six-Pack | 1200 V | 75 A | |
| A2C50S65M2/-F | | CIB | 650 V | 50 A | |

Note Blank = Solder pin F = Press Fit * Samples available in Q4 2020

Evaluation Tools

| Reference/bundle | Voltage | Power | Motor type/ control type * | ST parts | Application focus |
|------------------------------|---------------------------|--|----------------------------|--|--|
| STEVAL-HKI001V1 | 50 - 650 V _{DC} | Up to 35 A _{RMS} to the motor | PMSM FOC 3-shunt | <ul style="list-style-type: none"> • 1x A2C35S12M3-F • 7x STGAP1AS • 1x STM32F303RBT7 | Power board: pumps, Motion/Servo Control, Industrial motor drives and more |
| STEVAL-AP1PF50M ¹ | 125 - 400 V _{DC} | Up to 10 kW | | <ul style="list-style-type: none"> • A1P50S65M2 • STGAP2S • STGWA50M65DF2 | HVAC, pumps, industrial drives |

Note: 1. Available in Q3

STPOWER STUDIO, PART OF EDESIGNSUITE: DYNAMIC ELECTROTHERMAL SIMULATION SOFTWARE FOR STPOWER DEVICES



The STPOWER Studio is an online electro-thermal simulation software integrated in the eDesignSuite tool. The software provides comprehensive power and thermal analyses and predicts the performance of ST devices to shorten the design cycle and save time and resources.

The tool also helps users select the best devices for specific application mission profiles.

STPOWER Studio (STSW POWERSTUDIO) is based on a very precise built-in electrical and thermal model for each device, considering self-heating effects. It provides highly accurate estimation of power losses, as well as junction and case temperatures.

The software can simulate a very long mission profile, consisting of many simulation steps, up to a thermal steady state.

Several thermal setup input conditions can be simulated, such as:

- devices without heatsink, estimating the case and the junction temperature
- fixed case temperature (with heatsink), estimating the junction temperature and the heatsink R_{th}
- fixed heatsink thermal resistance (R_{th}), estimating the case (or heatsink) and junction temperature
- fixed heatsink thermal impedance (Foster's model of the Z_{th}), estimating the case and junction temperatures based on the thermal inertia of the system.

Simulation results are displayed on tables and dedicated scope views as a function of time, current load, and switching frequency. The simulation setup can be saved to a local PC or a dedicated user area of the server (only for registered users) as project files. The simulation results can also be exported as data tables to a local PC. An output report is generated providing a summary of all information and results for easier legibility and archiving.

STPOWER Studio supports a large selection of power devices (SLLIMM, SLLIMM 2nd series, SLLIMM nano, SLLIMM nano 2nd series, SLLIMM high power, and ACEPACK) and facilitates access to relevant documentation and resources on st.com.

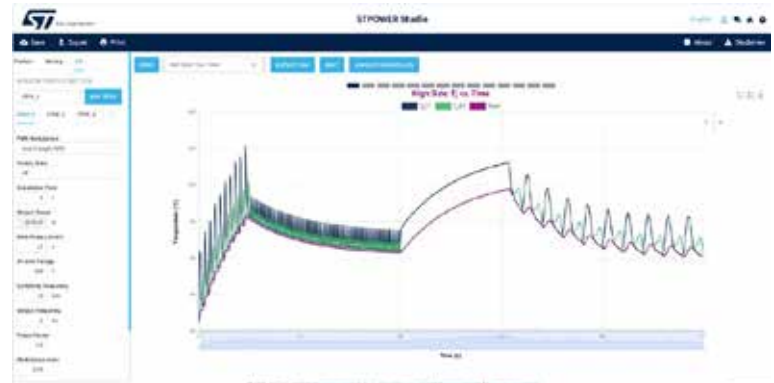
KEY FEATURES

- Comprehensive power and thermal analysis
- Intuitive and user-friendly interface
- Very fast computational calculation
- Very long mission profile duration
- Several thermal set-up input conditions
- Self-heating algorithm for temperature estimation
- Exportable report and data table files
- Projects storage in user area
- Web connectivity to product resources
- Multilanguage (English, Chinese, Japanese)
- Mini site for user manual (English)

KEY BENEFITS

- Selection of proper device fitting the application mission profile
- Easier, faster and cheaper solution design
- Deep analysis of power loss and device temperatures
- Exploration of non-testable parameters
- Very accurate temperature-dependent output results
- Complex and long mission profile simulation
- Heatsink size estimation

USER INTERFACE



FIND OUT MORE

www.st.com

Power MOSFETs

ST's power MOSFET portfolio offers a broad range of breakdown voltages from -100 V to 1700 V, with low gate charge and low on-resistance, combined with state-of-the art packaging. ST's process technology for both high-voltage power MOSFETs (MDmesh™) and low-voltage power MOSFETs (STripFET) has enhanced power handling capability, resulting in high-efficiency solutions.

LOW VOLTAGE MOSFETs- STripFET F7 MOSFETs

ST's new STripFET F7 MOSFETs deliver among the best on resistance currently available at 40 V, 60 V, 80 V and 100 V devices to minimize conduction losses, coupled with minimal capacitances and gate charge. STripFET F7 shows furthermore Optimized intrinsic capacitances ratio (C_{rss}/C_{iss}) to minimize EMI effects, high current capability and extremely low thermal resistance to improve power dissipation

The resulting devices help to simplify final designs and reduce equipment size and cost by allowing system power and efficiency targets to be met using fewer devices in small package sizes.

The F7 product offer is complemented with the cost effective H/F6 series, available in both, N and P-Channel polarity.

| VDSS | Part number | Marketing status | Package | $R_{DS(on)}$ (@VGS = 10 V) max (Ω) | Qg typ (nC) |
|------|-------------|------------------|---|---|-------------|
| 100 | STX310N10F7 | Active | T0-220/H ² PAK-2/H ² PAK-6 | 0.0023 | 180 |
| | STX150N10F7 | Active | T0-220/T0-220FP/H ² PAK-2/I ² PAK | 0.0039 | 117 |
| | STL110N10F7 | Active | PowerFLAT 5x6 | 0.006 | 72 |
| | STX100N10F7 | Active | T0220/D ² PAK/DPAK/T0-220FP | 0.008 | 61 |
| | STL90N10F7 | Active | PowerFLAT 5x6 | 0.008 | 45 |
| | STX80N10F7 | Active | DPAK/T0-220FP | 0.0095 | 45 |
| | STL8N10F7 | Active | PowerFLAT 3.3x3.3 | 0.02 | 25 |
| 80 | STX270N8F7 | Active | T0-220/H ² PAK-2/H ² PAK-6 | 0.021 | 193 |
| | STX170N8F7 | Active | T0-220/H ² PAK-2 | 0.0037 | 120 |
| | STX140N8F7 | Active | T0-220/T0-220FP/H ² PAK-2 | 0.004 | 96 |
| | STL130N8F7 | Active | PowerFLAT™ 5x6 | 0.0036 | 96 |
| 60 | STL220N6F7 | Active | PowerFLAT™ 5x6 | 0.0014 | 100 |
| | STP220N6F7 | Active | T0-220 | 0.0023 | 100 |
| | STL140N6F7 | Active | PowerFLAT™ 5x6 | 0.0028 | 55 |
| | STX140N6F7 | Active | T0-220/H ² PAK | 0.0032 | 55 |
| | STL130N6F7 | Active | PowerFLAT™ 5x6 | 0.0035 | 42 |
| | STX130N6F7 | Active | T0-220/D ² PAK/DPAK | 0.005 | 42 |

LV MOTOR DRIVER ICs

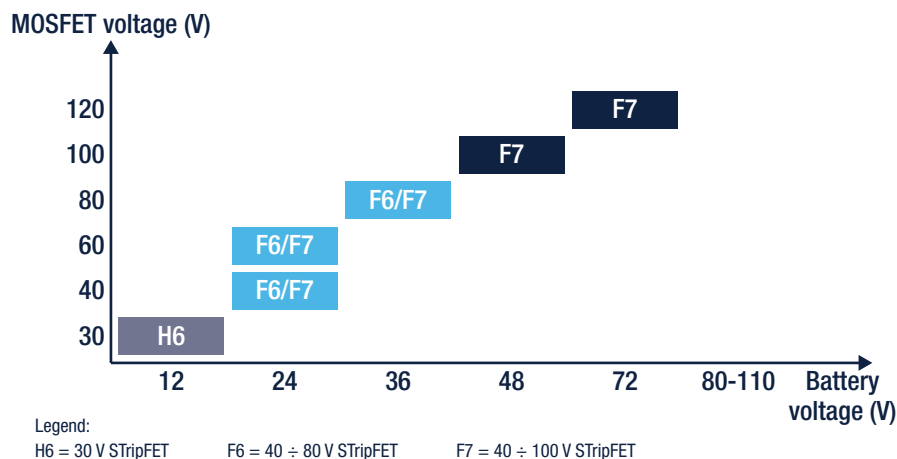
The ST product portfolio offers a wide range of motor control ICs, well-suited for the most demanding industrial environments, covering the requirements of brushed DC motors, stepper motors and brushless DC motors, over an extensive range of voltage and current ratings. Efficiency and accuracy of the motor drivers are guaranteed by a unique combination of low-loss Power Mos output stages and advanced VIPower control circuitry. Robustness and reliability are provided by the integration of a comprehensive set of protection and diagnostic features. New products for industrial motor drive application will be available by Q4/2021. The availability of products with different control interfaces, including PWM (Pulse Width Modulation) and serial interfaces, gives users the opportunity to find the right solution, both in centralized and distributed control applications.

| Part number | Max Id output (A) | Max Voltage (V) | Typ Rdson per Leg (mohm) | Package | Configuration |
|-------------|-------------------|-----------------|--------------------------|-----------------|-------------------------------------|
| VFB712S | 12 | 38 | 100 | SO-16N | Full Bridge |
| VFB715S | 15 | 38 | 70 | SO-16N | Full Bridge |
| VFB720Y | 20 | 38 | 70 | PowerSS0-36 TP | Full Bridge |
| VFB735Y | 35 | 38 | 40 | PowerSS0-36 TP | Full Bridge |
| VFB530W | 30 | 41 | 10 | MultiPowerS0-30 | Full Bridge |
| VHD738Y | 38 | 38 | 12 | PowerSS0-36 | High side + Low side gate driver |
| VHD751Y | 51 | 38 | 8 | PowerSS0-36 | |

| VDSS | Part number | Marketing status | Package | R _{DS(on)} max @ 10 V | Qg (nC) 4.5 V |
|-------|--------------|------------------|--------------------|--------------------------------|---------------|
| -60 V | STx10P6F6 | Active | T0-220/DPAK | 0.16 | 6.4* |
| 40 | STL260N4LF7 | Active | PowerFLAT 5x6 | 0.0011 | 53 |
| | STL260N4F7 | Active | PowerFLAT 5x6 | 0.0011 | 67* |
| | STH320N4F6-6 | Active | H ² PAK | 0.0013 | 240* |
| | STP260N4F7 | Active | T0-220 | 0.0022 | 67* |
| | STL160N4F7 | Active | PowerFLAT 5x6 | 0.0025 | 29* |

Note * value @ 10 V

STripFET POSITIONING VS VOLTAGE BATTERY IN MC



TECHNOLOGY FEATURES

- Best in class very Low On-resistance
- High current capability
- Extremely low thermal resistance
- High quality & reliability
- Wide packaging options

BENEFITS

- High efficiency and system miniaturization
- Lower battery consumption
- Reliable system operation

High Voltage MOSFETs

| BV _{DSS} (V) | Max R _{DS} (Ω) | Max I _D (A) | Qg (nC) | Trr (typ) (ns) | Sales Type | Main application | Packages | Eng. Samples | Production |
|-----------------------|-------------------------|------------------------|---------|----------------|-------------|--------------------------|---------------------------|--------------|------------|
| 600 | 1.55 | 3.5 | 9 | 70 | STx5N60DM2 | Motor Control | D1 dice sales/DPAK | Available | Production |
| | 1.1 | 5 | 9 | 73 | STx6N60DM2 | Motor Control | DPAK/TO-220/IPAK | Available | Production |
| | 0.9 | 6 | 10 | 75 | STx7N60DM2 | Motor Control | DPAK/TO-220/IPAK | Available | Production |
| | 0.600 | 8 | 13.5 | 80 | STx8N60DM2 | SMPS, HID, Motor Control | TO-220FP/DPAK | Available | Production |
| | 0.338/0.372 | 12/8.5 | 15.3 | 85 | STx15N60DM6 | SMPS, Motor Control | DPAK/ PowerFLAT 5x6 HV | Available | Production |

SiC MOSFETs

| BV _{DSS} (V) | Max R _{DS} (Ω) | Max I _D (A) | Qg (nC) | Trr (typ) (ns) | Sales Type | Main application | Packages | Eng. Samples | Production |
|-----------------------|-------------------------|------------------------|---------|----------------|------------------|------------------------|------------|--------------|------------|
| 650 | 0.018 | 119 | 157 | 17 | SCTW90N65G2V | Automotive, Industrial | HiP247 | Available | Production |
| | 0.018 | 119 | 157 | 17 | SCTWA90N65G2V | Automotive, Industrial | HiP247-LL | Available | Production |
| | 0.018 | 119 | 157 | 17 | SCTWA90N65G2V-4 | Automotive, Industrial | HiP247-4LL | Available | Production |
| | 0.027 | 60 | 51 | 16 | SCT027W65G3-4AG | Automotive, Industrial | HiP247-4 | Available | Production |
| | 0.055 | 119 | 157 | 17 | SCTH90N65G2V-7 | Automotive, Industrial | H2PAK-7L | Available | Production |
| | 0.055 | 45 | 73 | 18 | SCTW35N65G2V | Automotive, Industrial | HiP247 | Available | Production |
| | 0.055 | 45 | 73 | 18 | SCTWA35N65G2V | Automotive, Industrial | HiP247-LL | Available | Production |
| | 0.055 | 45 | 73 | 18 | SCTWA35N65G2V-4 | Automotive, Industrial | HiP247-4LL | Available | Production |
| | 0.055 | 45 | 73 | 18 | SCTH35N65G2V-7 | Automotive, Industrial | H2PAK-7L | Available | Production |
| | 0.04 | 30 | 39.5 | 18 | SCT040H65G3AG | Automotive, Industrial | H2PAK-7L | Available | Production |
| 750 | 0.011 | 110 | 144 | 25 | SCT011H75G3AG | Automotive, Industrial | H2PAK-7 | Available | Production |
| 1200 | 0.035 | 60 | 94 | 17 | SCTW60N120G2 | Automotive, Industrial | HiP247 | Available | Production |
| | 0.035 | 60 | 94 | 17 | SCTWA60N120G2-4 | Automotive, Industrial | HiP247-LL | Available | Production |
| | 0.035 | 60 | 94 | 17 | SCTH60N120G2-7 | Automotive, Industrial | HiP247-4LL | Available | Production |
| | 0.027 | 55 | 73 | 18 | SCT025W120G3-4AG | Automotive, Industrial | HiP247-4 | Available | Production |
| 1700 | 1 | 6 | 13.3 | 22 | SCT1000N170 | Motor Drive | HiP247 | Available | Production |
| | 1 | 6 | 13.3 | 22 | SCTWA1000N170 | Motor Drive | HiP247-LL | Available | Production |
| | 0.064 | 25 | 101 | 13 | SCT20N170 | Motor Drive | HiP247 | Available | Production |
| | 0.064 | 25 | 101 | 13 | SCTWA20N170 | Motor Drive | HiP247-LL | Available | Production |

STPOWER SIC MOSFET

Positioning vs. product family & Focus application

| | | | | |
|---------------------|--|---|--|---|
| Breakdown Voltage | 650 V | | 725 V / 900 V | 1200 V |
| Series | G2 | G3 | G3 | G1 |
| On-state resistance | 18 mΩ to 55 mΩ | 14 mΩ to 55 mΩ | 11 mΩ | 52 Ω to 520 mΩ |
| Focus Applications | OBC & DC-DC Renewable energy Power Supply Industrial drives | Traction OBC & DC-DC High density Power Supply | Traction inverter OBC & DC-DC High density Power Supply | Photovoltaic Power supply |
| | | | | |
| Breakdown Voltage | 1200 V | | 1700 V | 2200 V |
| Series | G2 | G3 | G1 | G2 |
| On-state resistance | 25 mΩ to 75 mΩ | 70 mΩ and 15 mΩ | 1 Ω and 65 mΩ | 31 mΩ |
| Focus Applications | OBC & DC-DC Inverter Charging stations Industrial drives | Traction inverter OBC & DC-DC HF Power Supply | DC-DC Power Supply Renewable energy | DC-DC Power Supply Renewable energy |

IGBT

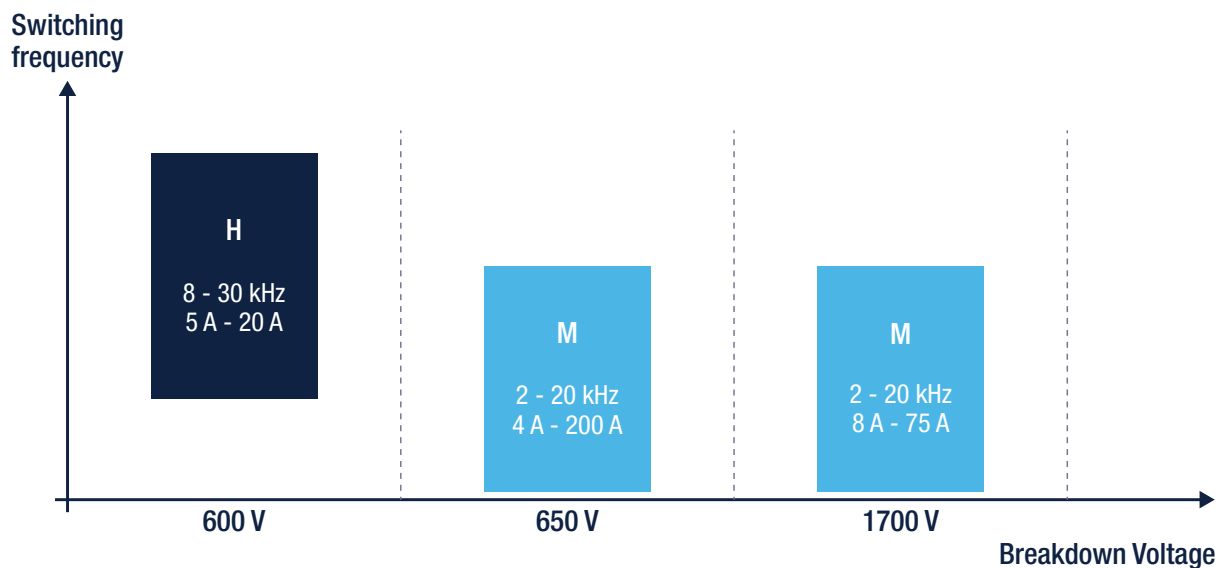
The ST offers a very wide portfolio of IGBTs, tailored to motor control application, developed using an advanced proprietary trench-gate field stop structure, with voltage classes of 600 V, 650 V, 1200 V and 1700 V available both in bare die and discrete packages as well as IPMs and power modules.

Some of the highlights of our IGBT portfolio are as follows:

- Low $V_{CE(SAT)}$ for reduced conduction power losses
- Improved switch-off energy spread versus increasing temperature resulting in enhanced efficiency
- Tight parameter distribution for design simplification and easy paralleling
- Co-packaged anti-parallel diode specifically designed for improved EMC compatibility

Reported below the IGBTs series to motor control, which are: “H” and “M” series.

These series combine a very low saturation voltage with a maximum operating junction temperature of 175 °C and the short circuit capability.



600-650 V IGBT series

600 V H SERIES

The 600 V “H” series, with current capability going from 5 A up to 20 A and short-circuit rated, represents an optimum compromise between conduction and switching power losses to maximize the efficiency of medium to high switching frequency inverters.

| IGBT P/N | BV _{CES} (V) | I _{CN} ¹ (A) | V _{CE(sat)} ² (V) | t _{sc} ³ (μs) | Switching frequency range | Packages | | | | |
|-------------|-----------------------|----------------------------------|---------------------------------------|-----------------------------------|---------------------------|----------|--------------------|--------|----------|--------|
| | | | | | | DPAK | D ² PAK | T0-220 | T0-220FP | T0-247 |
| STG*5H60DF | 600 | 5 | 1.5 | 3 | 8 - 30 kHz | D | B | P | F | |
| STG*7H60DF | | 7 | 1.5 | | | | B | P | F | |
| STG*10H60DF | | 10 | 1.5 | | | | B | P | F | |
| STG*15H60DF | | 15 | 1.6 | | | | B | P | F | |
| STG*20H60DF | | 20 | 1.6 | | | | B | P | F | W |

Note 1) I_{CN}: IGBT nominal collector current @ T_C = 100 °C

2) V_{CE(sat)}: typical conduction losses @ I_{CN}, T_C = 25 °C

3) t_{sc}: min short circuit withstanding time @ V_{CC} ≤ 360 V, V_{GE} = 15 V, T_{Jstart} = 150 °C

650 V M SERIES

The 650 V “M” series, with current capability from 4 A to 120 A in standard package and now even up to 200 A in ACEPACK SMIT, represent the best GPI technology on the market, optimized in EMI thanks to soft waveforms and thanks to an outstanding short-circuit withstand time of 6 μs, it is an optimum compromise in performance to maximize the efficiency of three phase industrial drive systems where low-loss and short-circuit capability are mandatory.

| IGBT P/N | BV _{CES} (V) | I _{CN} ¹ (A) | V _{CE(sat)} ² (V) | t _{sc} ³ (μs) | Switching frequency range | Packages | | | | | | | |
|------------------|-----------------------|----------------------------------|---------------------------------------|-----------------------------------|---------------------------|----------|--------------------|--------|----------|--------|-------------------|-------------------|--------------|
| | | | | | | DPAK | D ² PAK | T0-220 | T0-220FP | T0-247 | T0-247 long leads | Max247 long leads | ACEPACK SMIT |
| STGx4M65DF2 | 650 | 4 | 1.6 | 6 | Up to 20 kHz | D | B | P | F | | | | |
| STGx6M65DF2 | | 6 | 1.55 | | | D | B | P | F | | | | |
| STGx10M65DF2 | | 10 | 1.55 | | | | B | P | F | W | | | |
| STGx15M65DF2 | | 15 | 1.55 | | | | B | P | F | | | | |
| STGx20M65DF2 | | 20 | 1.55 | | | | B | P | F | | WA | | |
| STGx30M65DF2 | | 30 | 1.55 | | | | B | P | F | W | WA | | |
| STGx50M65DF2 | | 50 | 1.65 | | | | | | | | WA | | |
| STGx75M65DF2 | | 75 | 1.65 | | | | | | | W | WA | | |
| STGx120M65DF2 | | 120 | 1.65 | | | | | | | | | YA | |
| STGSB200M65DF2AG | | 200 | 1.65 | | | | | | | | | | SB |

Note 1) I_{CN}: IGBT nominal collector current @ T_C = 100 °C

2) V_{CE(sat)}: typical conduction losses @ I_{CN}, T_C = 25 °C

3) t_{sc}: min short circuit withstanding time @ V_{CC} ≤ 400 V, V_{GE} = 15 V, T_{Jstart} = 150 °C

1200 V IGBT series

1200 V M SERIES

1200 V “M” series, with current capability from 8 A to 50 A (available in die form also in 35 A and 75 A dice), optimized in EMI and showing a minimum short-circuit withstand time of 10 μ s at 150 °C, address the Motor and compressor drives offering the best trade-off performances according to the working operating frequency up to 20 kHz.

| IGBT P/N | BV _{CES} (V) | I _{CN} ¹ (A) | V _{CE(sat)} ² (V) | t _{sc} ³ (μ s) | Switching frequency range | Packages | | | |
|----------------|-----------------------|----------------------------------|---------------------------------------|---|---------------------------|----------|-------------------|--------|-----------|
| | | | | | | T0-247 | T0-247 long leads | T0-220 | MAX247 LL |
| STGx8M120DF3 | 1200 | 8 | 1.85 | 10 | Up to 20 kHz | W | WA | P | |
| STGx15M120DF3 | | 15 | | | | W | WA | | |
| STGx25M120DF3 | | 25 | | | | W | WA | | |
| STGx40M120DF3 | | 40 | | | | W | WA | | |
| STGYA50M120DF3 | | 50 | 1.7 | | | | | | YA |

Note 1) I_{CN}: Nominal collector current @ T_J = 100 °C

2) V_{CE(sat)}: Typical conduction losses @ I_{CN}, T_J = 25 °C

3) t_{sc}: min short circuit whitstand time @ T_{J-start} ≤ 150 °C, V_{CC} = 600 V, V_{GE} = 15 V

Diode & Rectifier

ST's ultrafast diodes range from 300 V to 1200 V with various V_f/T_{rr} and Q_{rr}/S factor trade-offs so as to achieve the best performance for any application. The «R» trade-off stands for «Rapid», and are the ones proposed in the below metric. These «R» diodes have been developed to have reduced switching time and associated reverse recovery charges, making them ideal for use in the PFC circuit of the motor control board.

The new «RQ» series, that stands for «Rapid & Quiet», achieve low reverse recovery time, combined with a soft behaviour. This will be particularly appreciated in higher power applications, where switching current are more important. In that environment, a reduction of the noise generated by the commutation of the diode enable to improve the system EMI performances.

All ST products are rated up to 175 °C operating junction temperature, as a result of the reduced leakage currents.

KEY FEATURES

- Wide voltage range from 300 V to 1200 V
- Up to 200 A current range
- Low-profile PowerFLAT™ packages
- Different V_f/T_{rr} trade-offs available in different packages
- 175 °C operating junction temperature

| | Part number | I_{FAV} (A) | V_F max (V)/25 °C | Q_{rr} typ (nC)/125 °C | Sfactor Typical | Package |
|---|-------------|---------------|---------------------|--------------------------|-----------------|--|
| 300 V ultrafast rectifiers | STTH8R03 | 8 | 1.8 | 60 | 0.4 | TO-220AC |
| | STTH8R03DJF | 8 | 1 | 120 | 0.3 | PowerFLAT™ 5 x 6 |
| | STTH30R03 | 30 | 1.4 | 63 | 0.4 | D ² PAK, TO-247 |
| 400 V ultrafast rectifiers | STTH8R04 | 8 | 1.5 | 148 | 0.4 | D ² PAK, TO-220AC, TO-220AC Ins |
| | STTH20R04 | 20 | 1.7 | 225 | 0.3 | D ² PAK, TO-220AC, DO-247, TO-220FPAC |
| | STTH30R04 | 30 | 1.45 | 525 | 0.4 | D ² PAK, TO-220AC, DO-247, DOP3 Ins |
| 600 V ultrafast rectifiers | STTH1R06 | 1 | 1.9 | 120 | | DO-41, SMA, SMB |
| | STTH5R06 | 5 | 2.9 | 110 | 0.35 | D ² PAK, TO-220AC, DPAK, TO-220FPAC |
| | STTH5R06DJF | 5 | 1.2 | 180 | 0.5 | PowerFLAT™ 5 x 6 |
| | STTH8R06 | 8 | 2.9 | 150 | 0.3 | D ² PAK, TO-220AC, TO-220AC Ins, I ² PAK, TO-220FPAC |
| | STTH12R06 | 12 | 2.9 | 180 | 0.2 | D ² PAK, TO-220AC |
| | STTH15RQ06 | 15 | 2.95 | 250 | 1 | TO-220AC, D ² PAK, DO-247, DO-247LL |
| | STTH25M06 | 25 | 1.6 | 250 | 0.5 | TO220FPAC, DPAK |
| | STTH30RQ06 | 30 | 2.95 | 485 | 1 | TO-220AC, D ² PAK, DO-247, DO-247LL |
| | STTH30RQ06C | 2 x 30 | 1.45 | 485 | 0.9 | TO-247 LL |
| | STTH60RQ06 | 60 | 2.95 | 660 | 1 | DO-247 |
| 800 V/1000 V/1200 V Ultrafast rectifiers | STTH108A | 1 | 1.65 | | | SMA |
| | STTH208A | 2 | 1.65 | | | SMA |
| | STTH110A | 1 | 1.7 | | | SMA |
| | STTH310S | 3 | 1.7 | | | SMC |
| | STTH810G | 8 | 2 | 1100 | 2 | D ² PAK |
| | STTH212 | 2 | 1.75 | 680 | | SMB, SMC |
| | STTH1512G | 15 | 2.1 | 2600 | 1.5 | D ² PAK |
| | STTH15S12W | 15 | 3.1 typ | 1300 | 2 | DO-247 |
| | STTH6012W | 60 | 2.05 | 6400 | 1 | DO-247, D ² PAK |
| 800 V Bridge | STBR1508-Y | 15 | 1.1 | - | - | DPAK HV |
| | STBR3008-Y | 30 | 1.1 | - | - | DO-247 |
| | STB6008-Y | 60 | 1.1 | - | - | DO-247 |
| 1200 V Bridge | STBR3012 | 30 | 1.3 | - | - | DO-247, D ² PAK HV |
| | STBR6012 | 60 | 1.3 | - | - | DO-247 |

Thyristors (SCRs and Triacs) and AC Switches

ST offers a complete range of SCR and AC switches with voltage ratings up to 1200 V, current ratings up to 130 A and a set of packages from miniature surface-mounted packages to high power dissipation isolated and non-isolated packages, and now with ACEPACK SMIT top-side cooled package module with SCRs.

To address control motor applications, T-Series Triacs are offering a complete range of current ratings, up to 25 Ampere. The T-Series Snubberless Triac is able to drive high inductive load thanks to its strong turn-off capabilities (di/dt). The H-Series family is featuring a strong thermal performances, fully rated at 150°C at 800 V, suitable for high power loads and devices in hot environments. ACST™ and ACS™ AC Switches are overvoltage self-protected devices, improving the application safety and reliability.

The high Voltage Triacs are dedicated to AC induction motor controller. The 1200 V of repetitive voltage capability allows single and three phase AC induction motor control application, as Solid-State Relay or soft-starter or into an hybrid relay.

High temperature 150 °C SCRs are perfectly fitting requirements to build a solid-state relay for motor soft starter or for inrush current limitation in AC/DC stage.

TRIACS

ST's portfolio of Triacs includes devices with voltage ratings up to 800 V and RMS on-currents up to 30 A in general-purpose standard configurations, a high commutation T series in Snubberless™ technology, and 3-quadrant high-temperature Triacs (6H and 8H series) for use in harsh environments. They are the reference for universal and induction motor drivers in appliance applications where, due to their ability to manage the stringent inrush conditions when driving inductive loads, they can switch off three times their rating current.



KEY FEATURES

- Robustness and reliability
- Wide voltage and current ranges
- Extended portfolio:
 - T-Series Snubberless™ Triacs with enhanced switch-off capability, suitable for inductive loads
 - High-temperature 6H and 8H series for high power loads and hot environments

| | Part number | Packages | Current rating (A _{RMS}) | Non repetitive surge peak on-state current (A) | Repetitive off-state voltage (V) | Operating T _J max (°C) | I _{GT} (mA) |
|-------------------------|-------------|------------------------------------|------------------------------------|--|---|-----------------------------------|----------------------|
| T series Triacs | T835T-8 | TO-220AB D ² PAK | 8 | 60 | 800 | 150 | 35 |
| | T1235T-8 | | 12 | 90 | 800 | 150 | |
| | T1635T-8 | | 16 | 120 | 800 | 150 | |
| | T2035T-8 | D ² PAK | 20 | 160 | 800 | 150 | |
| | Part number | Packages | Current rating (A _{RMS}) | Non repetitive surge peak on-state current (A) | V _{DRM} - V _{RRM} (V) | Operating T _J max (°C) | I _{GT} (mA) |
| High-temperature Triacs | T835H-8 | T0220, T0-220I, D ² PAK | 8 | 80 | 800 | 150 | 35 |
| | T1235H-8 | | 12 | 120 | | | |
| | T1635H-8 | | 16 | 160 | | | |
| | T2035H-8 | | 20 | 200 | | | |
| | T2535T-8 | | 25 | 200 | | | |
| | T3035H-8 | | 30 | 270 | | | |

ASD APPLICATION-SPECIFIC DEVICE

Using innovative ASD application-specific device technology, ST's ACS™ and ACST devices are specific switches developed for home appliances and industrial control applications.

With integrated overvoltage protection against transients, no external MOV protection is needed, providing system safety with transient and surge voltage immunity as defined in the IEC 61000-4-4 and -4-5 standards, respectively. The ACST series now extends from 2 A to 16 A, housed in TO-220AB, TO-220FP, and SMD D2PAK packages.

KEY FEATURES

- Internally protected, no need of external circuitry to meet IEC 61000-4-4 and -4-5 standards
- High switch off capability
- Low gate current for direct connection to MCU

| Part number | Current rating (A _{RMS}) | Non repetitive surge peak on-state current (A) | Repetitive off-state voltage (V) | Operating Tj max (°C) | I _{GATE} (mA) | Packages |
|--------------|------------------------------------|--|----------------------------------|-----------------------|------------------------|--|
| ACST8 | 8 | 80 | 800 | 125 | 30 | D ² PAK, TO-220AB, TO-220FPAB |
| ACST1035-8FP | 10 | 90 | 800 | 150 | 35 | TO-220FPAB |
| ACST1235-8FP | 12 | 100 | 800 | 150 | 35 | TO-220FPAB |
| ACST1635-8FP | 16 | 140 | 800 | 150 | 35 | TO-220FPAB |

HIGH VOLTAGE TRIAC

High Voltage Triac, with 1200 V of repetitive voltage capability, are suitable for single and three phase AC induction motor control application.

High voltage Triac are suitable in hybrid relay to manage high inrush current at start-up and with soft turn-off of the controller to improve application lifetime.

Housed in high power packages in through-hole TO-220AB or TOP3 – with or without build-in insulation, and SMD D2PAK, the product line offers high scalability assembly options to designers for high power density motor controller.

| Triac Part Number | Package | I _{T(RMS)} A Max | V _{DRM} ¹ V _{RRM} ² V Max | I _{TSM} A Max | I _{GT} mA Max | dV/dt V/μs Min | (di/dt) _c A/ms Min | TJ °C Max | |
|-------------------|--------------------|---------------------------|---|------------------------|------------------------|----------------|-------------------------------|-----------|--|
| T2550-12T | TO-220AB | 25 | 1200 | 240 | 50 | 2500 | 20 | 125 | |
| T2550-12I | TO-220AB Ins. | | | | | | | | |
| T2550-12G | D ² PAK | | | | | | | | |
| TPDV1225 | TOP-3 Ins. | 40 | | 230 | 150 | 2000 | 88 | | |
| TPDV1240 | TOP-3 Ins. | | | 350 | 200 | 500 | 142 | | |

HIGH TEMPERATURE SCR

High-temperature silicon-controlled rectifiers (SCRs), are designed to improve the reliability of applications such as overvoltage crowbar protection and motor control circuits in power tools and kitchen aids, inrush current-limiters and voltage regulators. Perfectly suited for automotive stationary battery chargers, motorbike voltage regulators and motor drive applications, they help reduce costs by using smaller heatsinks. Their voltage robustness up to 1200 V, high noise immunity and power dissipation performance at 150°C junction temperature (Tj) are key features for functions such as AC switches, AC phasing inverters, and AC-DC controlled rectifier bridges.

Available in SMD as well as through-hole-isolated and non-isolated packages, ST's high-Tj SCRs feature:

- A very low gate-triggering current (600 V SCRs only)
- A peak off-state voltage (blocking voltage) from 600 V up to 1200 V
- A maximum on-state current from 12 A to 80 A
- A maximum junction temperature of 150°C

| Part number | I _{TRMS} (A) | I _{GT} (mA) | dV/dt @ 150°C (V/μs) | tq (μs) | I _{TSM} (A) | DPAK | TOP3-I | T0-220AB | T0-220FPAB | D ² PAK | T0-220AB ins | T0-247 | D ³ PAK |
|--|-----------------------|----------------------|----------------------|---------|----------------------|------|--------|----------|------------|--------------------|--------------|--------|--------------------|
| Industrial High Temperature 600 V SCR | | | | | | | | | | | | | |
| TN1205H-6 | 12 | 2 to 5 | 100 | 65 typ | 120 | | | • | | • | | | |
| TN1605H-6 | 16 | 6 | 200 | 70 typ | 140 | | | • | • | • | • | | |
| TN1610H-6 | 16 | 10 | 1000 | 70 typ | 140 | | | • | • | | • | | |
| TN2010H-6 | 20 | 10 | 400 | 70 typ | 180 | | | • | • | • | • | | |
| TN2015H-6 | 20 | 15 | 750 | 70 typ | 180 | | | • | • | | | | |
| TN3015H-6 | 30 | 15 | 1000 | 80 typ | 270 | | | • | | • | • | | |
| TN4015H-6 | 40 | 15 | 500 | 35 typ | 360 | | | • | | • | • | | |
| TN5015H-6 | 50 | 15 | 500 | 50 typ | 450 | | | • | | • | • | | |
| Industrial High temperature 800 V SCR | | | | | | | | | | | | | |
| TN1605H-8 | 16 | 8 | 500 | 85 typ | 160 | • | | • | | • | • | | |
| TM8050H-8 | 80 | 8 | 1000 | 150 max | 600 | | | | | | | • | • |
| Automotive and Industrial High Temperature and High Voltage SCR | | | | | | | | | | | | | |
| TN3050H-12 | 30 | 50 | 1000 | 150 typ | 300 | | | | | • | | • | |
| TN4050HP-12 | 40 | 50 | 1000 | 150 max | 400 | | | | | • | | • | |
| TN6050HP-12WY | 50/80 | 50 | 1000 | 150 typ | 580 | | | | | | | • | |
| TN5050H-12PI | 50 | 50 | 1500 | 150 typ | 450 | | • | | | | | | |
| TN8050H-12PI | 80 | 50 | 1500 | 150 typ | 680 | | • | | | | | | |

- Available

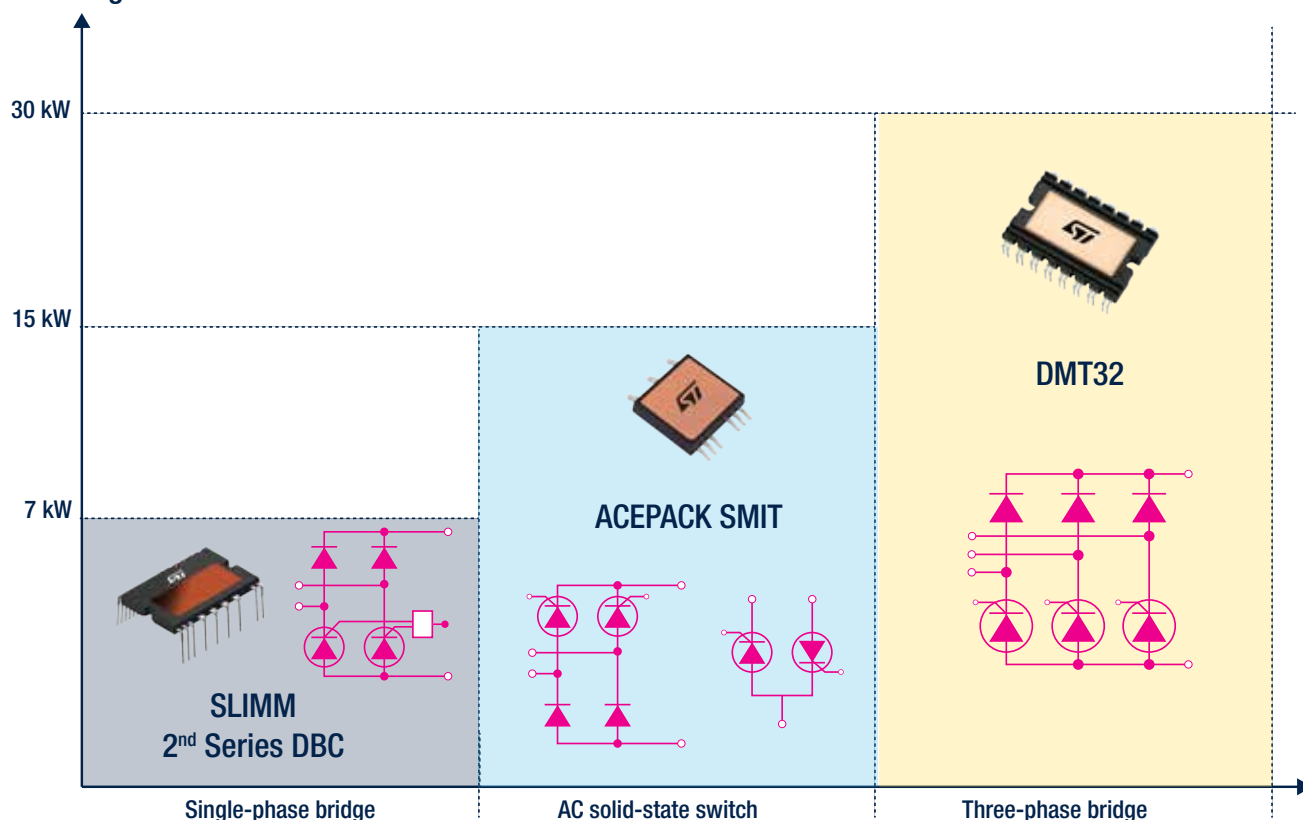
| Type | Triac | | | | SCR | | Bridge |
|---------------------|-----------------------|--------------------|---|-------------------------------|--|-------------------------------|-------------|
| Series | T-Series | H-Series | ACST overvoltage Protected | TPDV | TN-8 | TN-12 | STTD-Series |
| Blocking voltage | 800 V | | | 1200 V | 800 V | 1200 V | 1200 V |
| RMS Current | 6 A - 25 A | 6 A - 30 A | 2 A - 16 A | 25 A - 40 A | 12 A - 50 A | 30 A - 130 A | 60 A |
| Motor type | AC induction motor | Universal motor | Universal motor - AC induction motor | 3-Phase induction motor | 1-Phase induction motor - BLDC - PMSM | 3-Phase induction motor | BLDC |

Thyristor modules enable power device integration in compact, high-power solutions up to 30 kW.

Suitable for motor soft-starter with two 60 A and 1200 V SCRs in back-to-back configuration, the STTN6050H-12M1Y simplifies the implementation of solid-state-relays to manage load and torque at AC induction motor startup. Thanks to its SMD ACEPACK SMIT package with top-side cooling capability, this module is perfectly suitable for compact designs in industrial automation.

The single-phase and three-phase controlled bridges are suitable for inrush current management of a BLDC motor at startup. The STTD6050H-12M2Y is a 1200V single-phase-controlled bridge with 60 Arms output capability with top-side cooling. The highly efficient top-side cooled SLLIMM DBC and DMT32 packages complement the ST offering with integrated SCR gate control.

Application power ratings

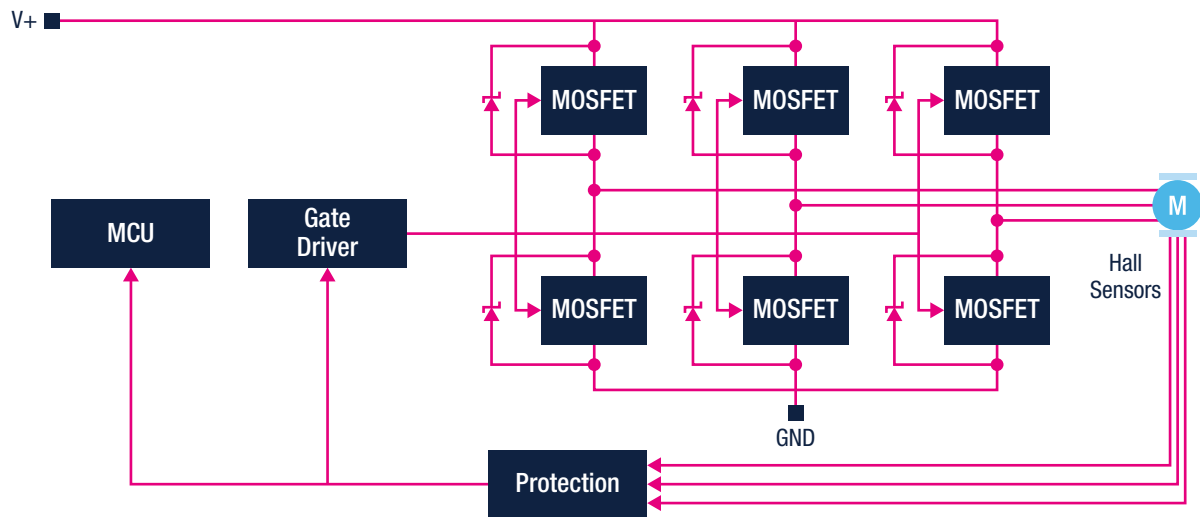


Note: SLLIMM: small low loss intelligent molded module
ACEPACK SMIT: surface mount isolated top-side cooling

Protection & Filters devices

Transient Voltage Suppressor (TVS) devices allow a protection for many different types of surge events. For example, over current protection mechanisms can play a role in creating voltage transients that must be clamped properly. Indeed, this event can cause significant voltage transients due to high di/dt . This can be due to the switching of load inductances or even because of parasitic inductance in the cable harness. TVS devices address this issue by clamping the drain to source (or collector to emitter) voltage to a level less than the rated maximum switch voltage.

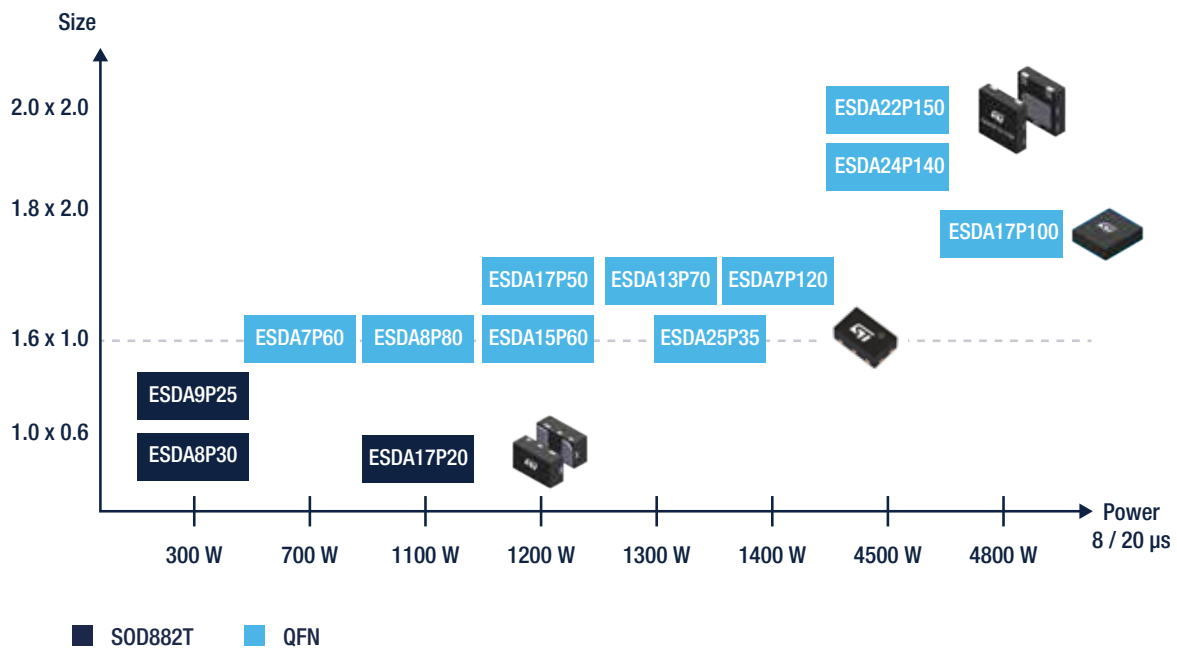
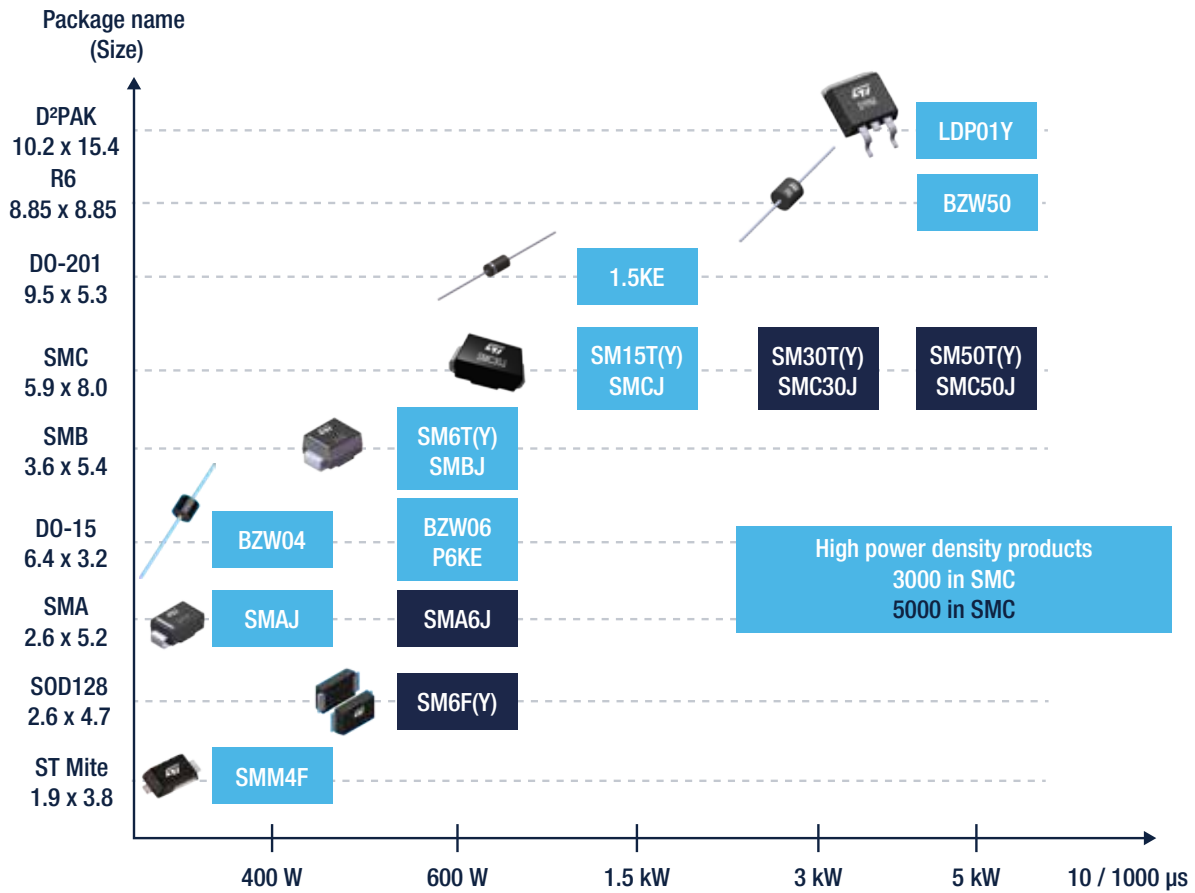
Applying a TVS between the Gate and Source prevents an overvoltage condition on the gate. If the switch is controlled by a positive voltage, then a unidirectional TVS is recommended. If a positive and negative voltage controls the switch, then a bidirectional TVS is required.



| Motor | TVSE0S SMAJ/SM6F/SM6T SM15T 1.5KExx | ESD and EOS ESDAxxP-xx1U1M | ESD ESDAxxSC6 | ESD and Signal HSP061-2xx |
|--------------------------|---|-------------------------------|------------------|------------------------------|
| PMSM & BLDC motors | • | • | • | • |
| Stepper motors | • | • | | • |
| Brushed DC motors | • | • | • | • |
| Universal motors | | • | | |
| Switch reluctance motors | | • | | |

TVS

The **TVS Transient Voltage Suppressor** is an avalanche diode specially designed to clamp over voltages and dissipate high transient energy. TVS are power devices to protect applications against Electrical Over-Stress (EOS), specifically against surge events as defined by IEC 61000-4-5. A large choice of package is available to meet application requirements.



MOSFET and IGBT Gate Drivers

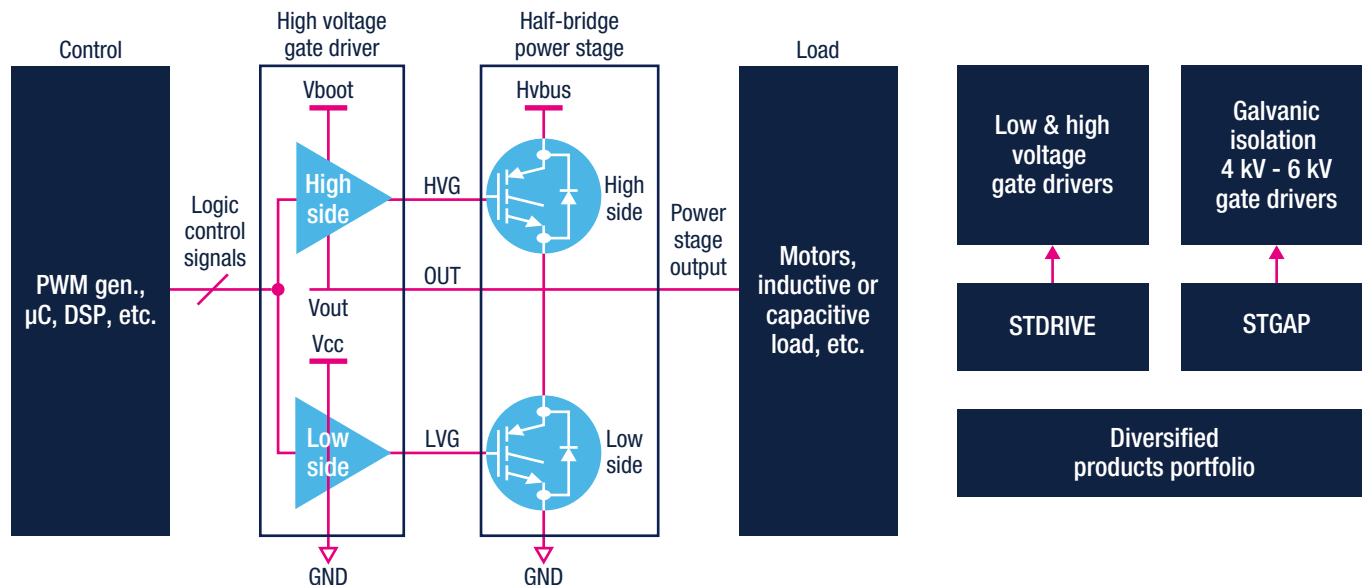
A necessary companion for discrete power MOSFETs and IGBTs as well as digital – microcontrollers, DSPs and FPGAs – or analog controllers in any switched-mode power converter, STDRIVE gate drivers generate the necessary voltage and current level required to accurately and efficiently activate the power stage in industrial, consumer, computer and automotive applications.

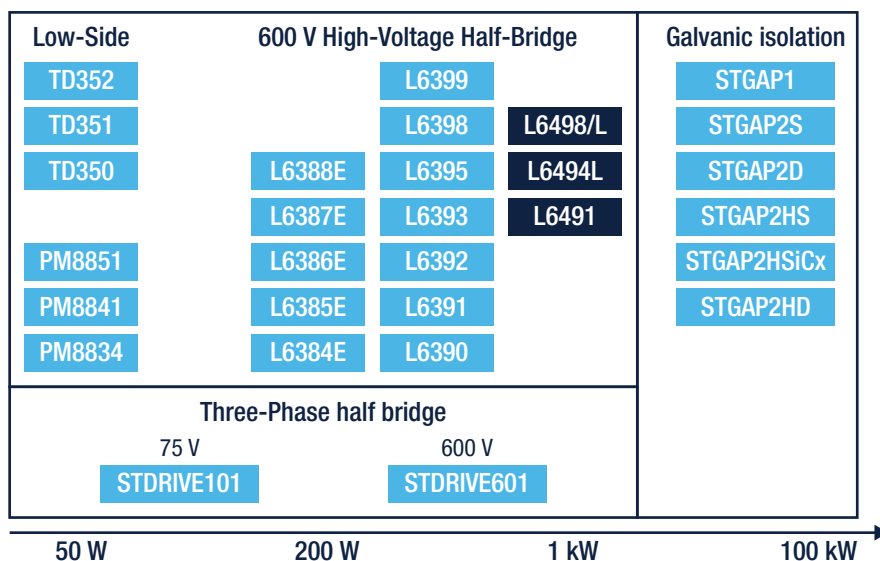
With a range spanning from single- to half-bridge and multiple-channel drivers rated for either low- or high-voltage (up to 1700 V) applications, ST also offers galvanically-isolated gate driver ICs for safety and functional requirements, System-in-Package (SiP) solutions integrating high- and low-side gate drivers and MOSFET-based power stages, responding to the industrial market trend towards higher levels of integration and lower development costs.

In many cases, there is an STDRIVE perfectly designed to fit your switched-mode power converter or motor driver design.

STDRIVE comes with extensive evaluation hardware and software as well as a technical documentation toolbox to help minimize time-to-market.

The benefit of our 15 years longevity program is available for our STDRIVE Mosfet and IGBT drivers.





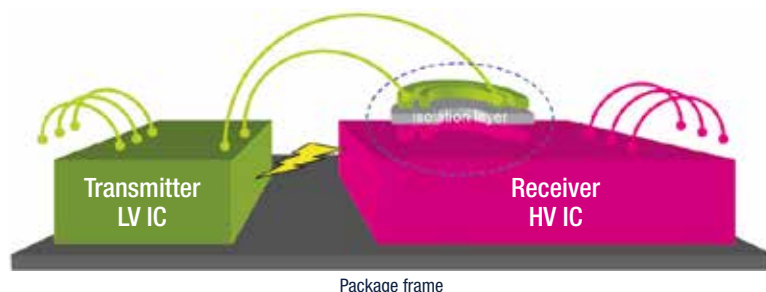
KEY FEATURES

- Half-bridge, single-channel and multichannel gate drivers
- State-of-the-art integration thanks to:
 - HV bootstrap diode
 - Op amp
 - Comparator
 - Smart shutdown
 - Undervoltage lock out (UVLO)
 - Interlocking
 - Programmable deadtime

STGAP

STGAP1 is an IGBT/Mosfet driver with 4 kV galvanic isolation which provides robustness and noise immunity. A thick oxide isolation layer is grown on-chip to build a miniature transformer which is used to transfer signals between input and output.

Protection features are embedded, and high configurability level is possible through the SPI interface.



| General description | Supply voltage (VDD) min (V) max (V) | Input configuration | Output current-Max nom (A) | Undervoltage lockout (V) (VH ON) & (VH OFF) nom (V) | Supply voltage (VH) min, max (V) | Negative gate drive ability | Miller Clamp, DESAT detection, SENSE comparator | Pin Count nom () |
|---------------------|---|---------------------|-------------------------------|--|-------------------------------------|--------------------------------|---|---------------------|
| STGAP1 | 3 V, 5.5 V | SD, IN+, IN- | 5 | programmable | 4.5, 36 V | yes | yes | 24 |

STGAP2S and **STGAP2D** are drivers which offer a functional galvanic isolation with isolation voltage up to 1.7 kV.

STGAP2HS is driver which include a 6 kV galvanic isolation between the gate driving channel and the low voltage control and interface circuitry.

Their 4 A current output capability and rail-to-rail outputs make the devices also suitable for high power inverter applications such as motor drives in industrial applications.

| Part Number | Channel # | Configuration | Voltage max (V) | Output current max (A) | Common-mode transient immunity (V/ns) | Supply voltage c (V) max | TTL/CMOS logic inputs (V) | Propagation delay (ns) | Additional features | Package |
|--------------------|-----------|-------------------|-----------------|------------------------|---------------------------------------|--------------------------|---------------------------|------------------------|---|---------|
| STGAP2SCM | 1 | Miller Clamp | 1700 | 4 | ±100 | 26 | 3.3, 5 | 80 | UVLO and thermal shutdown Adjustable deadtime and HW interlocking function | SO-8 |
| STGAP2SM | | Separated Outputs | | | | | | | | |
| STGAP2D | 2 | | | | | | | | | SO-16 |
| STGAP2HSCM* | 1 | Miller Clamp | 1200 | 4 | ±100 | 26 | 3.3, 5 | 80 | 6 kV galvanic isolation UVLO and thermal shutdown | SO-8W |
| STGAP2HSM* | | Separated Outputs | | | | | | | | |

Note * Short to come

STDRIVE THREE-PHASE BRIDGE GATE DRIVERS

ST's three-phase STDRIVE are designed to integrate in a single component all the required gate drivers for three-phase motor applications. That responds to the industrial market trend towards higher levels of integration and lower development costs. High level of integration, moreover, can offer a better matching of critical parameter in power applications, as propagation delays.

| Part Number | Channel # | Voltage max (V) | Output current max (A) | Common-mode transient immunity (V/ns) | Supply voltage c (V) max | TTL/CMOS logic inputs (V) | Propagation delay (ns) | Additional features | Package |
|-------------|-----------|-----------------|------------------------|---------------------------------------|--------------------------|---------------------------|------------------------|---|-----------------|
| STDRIVE101 | 6 | 75 | 0.6 | ±50 | 20 | 3.3, 5 | 120 | Two input strategies: HIN, LIN or EN, PWM driving, VDS monitoring | QFN4x4 24 Leads |
| STDRIVE601 | | 600 | 0.35 | ±100 | 20 | 3.3, 5 | 80 | UVLO and thermal shutdown and HW interlocking function | SO-28 |

STDRIVE HIGH VOLTAGE HALF-BRIDGE GATE DRIVERS

ST's high-voltage drivers are designed to optimize Field Oriented Control motor drive systems and feature excellent performance at high switching frequency. The smart shutdown function helps to effectively protect the final application.

STDRIVE MOSFET and IGBT gate drivers can integrate a comparator for protection, an operational amplifier for current sensing and an integrated bootstrap diode, thus reducing the number of external components required at system level.

ST's new STDRIVE family of half-bridge MOSFET and IGBT gate drivers is designed to operate in harsh industrial environments withstanding high voltages up to 600 V, while maintaining good noise immunity and low switching losses.

L6491, **L6494**, and **L6498** high-voltage half-bridge gate drivers are particularly suited for medium- and high-capacity power switches thanks to their sink/source current capability up to 4 A.

| Part Number | Supply Voltage (V) max | Protection Option Type | Key features | Output Current-Max (A) | Input configuration | Grade | Undervoltage lockout (V) | | | | Operating Temperature (°C) | | EVALBoard | Board description |
|-------------|------------------------|---|---|------------------------|---------------------|------------|--------------------------|------------------|-------------------|--------------------|----------------------------|-----|-----------------|--|
| | | | | | | | (On VCC ON) nom | (On VCC OFF) nom | (On VB00T ON) nom | (On VB00T OFF) nom | min | max | | |
| L6390 | 20 | Undervoltage lockout, Interlocking function, Comparator, Smart shutdown | Adjustable deadtime, Bootstrap diode, Operational amplifier | 0.43 | HIN, LIN, SD | Industrial | 12 | 10.5 | 11.5 | 10 | -40 | 125 | | |
| L6391 | 20 | Undervoltage lockout, Interlocking function, Comparator, Smart shutdown | Adjustable deadtime, Bootstrap diode | 0.43 | HIN, LIN, SD | Industrial | 12 | 10.5 | 11.5 | 10 | -40 | 125 | | |
| L6392 | 20 | Interlocking function | Adjustable deadtime, Bootstrap diode, Operational amplifier | 0.43 | HIN, LIN, SD | Industrial | 12 | 10.5 | 11.5 | 10 | -40 | 125 | | |
| L6393 | 20 | Comparator | Adjustable deadtime, Bootstrap diode | 0.43 | SD | Industrial | 9.5 | 8 | 9 | 8 | -40 | 125 | EVAL6393FB | Low voltage full bridge reference design board featuring L6393 advanced high-voltage gate driver |
| L6395 | 20 | - | Bootstrap diode | 0.43 | HIN, LIN | Industrial | 9.5 | 8.8 | 8.6 | 8 | -40 | 125 | EVALSTDRV600HB8 | Demonstration board kit for L638xE and L639x high-voltage gate drivers |
| L6398 | 20 | Interlocking function | Bootstrap diode | 0.43 | HIN, LIN | Industrial | 9.5 | 8.8 | 9 | 8 | -40 | 125 | EVALSTDRV600HB8 | Demonstration board kit for L638xE and L639x high-voltage gate drivers |
| L6399 | 20 | Interlocking function | Bootstrap diode | 0.43 | HIN, LIN | Industrial | 9.5 | 8 | 9 | 9 | -40 | 125 | EVALSTDRV600HB8 | Demonstration board kit for L638xE and L639x high-voltage gate drivers |
| L6491 | 20 | Interlocking function, Comparator, Smart shutdown | Adjustable deadtime, Bootstrap diode | 4 | HIN, LIN, SD | Industrial | 9.3 | 8.7 | 8.6 | 8 | -40 | 125 | EVAL6491HB | Demonstration board for L6491 gate driver with smart shut down feature |

| Part Number | Supply Voltage (V) max | Protection Option Type | Key features | Output Current-Max (A) | Input configuration | Grade | Undervoltage lockout (V) | | | | Operating Temperature (°C) | | EVALBoard | Board description |
|-------------------|------------------------|---|---------------------------------------|------------------------|---------------------|------------|--------------------------|------------------|-------------------|--------------------|----------------------------|-----|----------------|---|
| | | | | | | | (On VCC ON) nom | (On VCC OFF) nom | (On VBOOT ON) nom | (On VBOOT OFF) nom | min | max | | |
| L6494 | 20 | Undervoltage lockout, | Adjustable deadtime, Bootstrap diode | 2 | HIN, LIN, SD | Industrial | 9.3 | 8.7 | 8.6 | 8 | -40 | 125 | EVAL6494L | Demonstration board for L6494L gate driver |
| L6498 | 20 | Undervoltage lockout, Interlocking function | Bootstrap diode | 2 | HIN, LIN, SD | Industrial | 9.3 | 8.7 | 8.6 | 8 | -40 | 125 | EVAL6498L | Evaluation board for the L6498L gate driver |
| STGAP2D | 26 | Shutdown protection | Thermal Shutdown | 4 | IN+, IN-, SD, BRAKE | Industrial | 9.1 | 8.4 | - | - | -40 | 125 | EVALSTGAP2DM | Demonstration board for STGAP2DM isolated half-bridge gate driver |
| STGAP1 | 36 | Active Miller clamp, Desaturation detection, Overcurrent detection, 2-level turn-off, VCE overvoltage protection, Temperature warning, shutdown protection, Undervoltage lockout, Overvoltage lockout | Adjustable deadtime, Thermal Shutdown | 5 | IN+, SD | Automotive | 4.1 | 3.8 | - | - | -40 | 125 | EVALSTGAP1AS | STGAP1AS evaluation board |
| STGAP2SM | 26 | Active Miller clamp, Shutdown protection, Undervoltage lockout | Thermal Shutdown | 4 | IN+, IN- | Industrial | 9.1 | 8.4 | - | - | -40 | 125 | EVALSTGAP2SM | Demonstration board for STGAP2SM isolated 4 A single gate driver |
| STGAP2SCM | 26 | Separated Outputs, Shutdown protection | Thermal Shutdown | 4 | IN+, IN- | Industrial | 9.1 | 8.4 | - | - | -40 | 125 | EVALSTGAP2SCM | Demonstration board for STGAP2SCM isolated 4 A single gate driver |
| STDRIVE601 | 21 | Undervoltage lockout, Interlocking function, Smart shutdown, Comparator | Bootstrap diodes | 0.35 | HIN, LIN, SD | Industrial | 8.5 | 8 | 8 | 7.5 | -40 | 125 | EVALSTDRIVE601 | Demonstration board for STDRIVE601 triple gate driver |

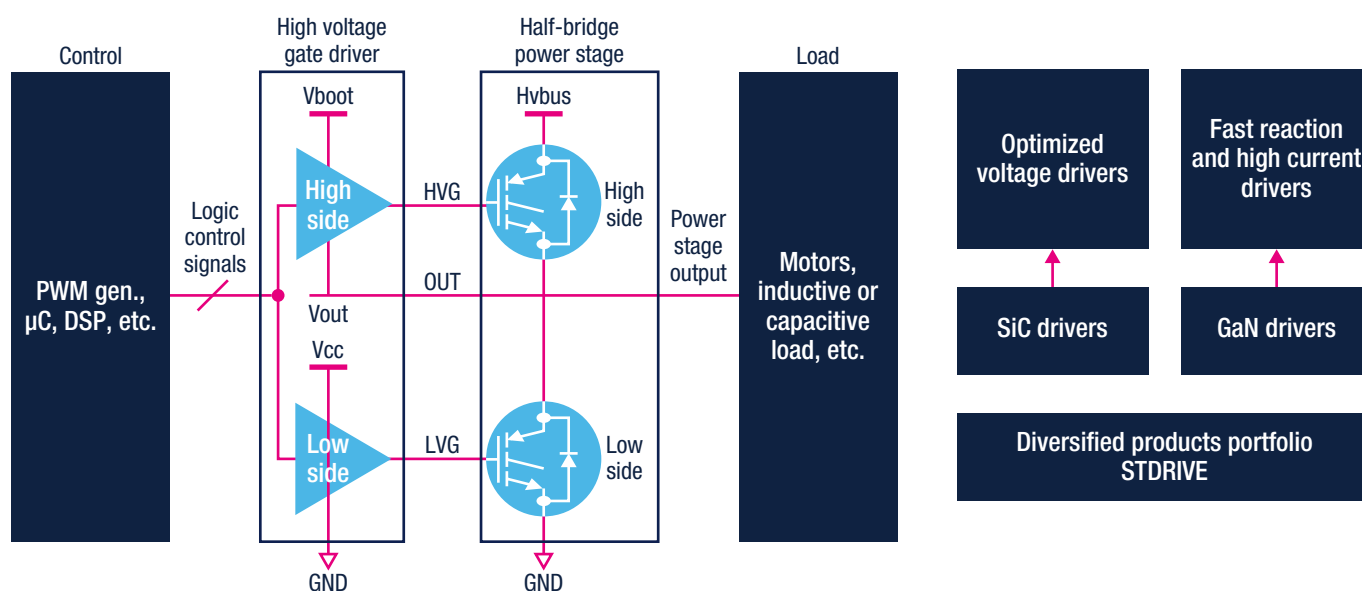
| Part Number | Supply Voltage (V) max | Protection Option Type | Key features | Output Current-Max (A) | Input configuration | Grade | Undervoltage lockout (V) | | | | Operating Temperature (°C) | | EVALBoard | Board description |
|-------------------|------------------------|--|------------------|------------------------|---------------------|------------|--------------------------|------------------|-------------------|--------------------|----------------------------|-----|---------------|---|
| | | | | | | | (On VCC ON) nom | (On VCC OFF) nom | (On VB00T ON) nom | (On VB00T OFF) nom | min | max | | |
| STGAP2HSM | 26 | Active Miller clamp, Shutdown protection, Undervoltage lockout | Thermal Shutdown | 4 | IN+, IN- | Industrial | 9.1 | 8.4 | - | - | -40 | 125 | EVALSTGAP2SM | Demonstration board for STGAP2SM isolated 4 A single gate driver |
| STGAP2HSCM | 26 | Separated Outputs, Shutdown protection | Thermal Shutdown | 4 | IN+, IN- | Industrial | 9.1 | 8.4 | - | - | -40 | 125 | EVALSTGAP2SCM | Demonstration board for STGAP2SCM isolated 4 A single gate driver |

Silicon Carbide and Gallium Nitride Gate Drivers

Silicon carbide (SiC) MOSFETs combine excellent switching performance and allow more efficient and compact systems. Gallium Nitride (GaN) FETs are very fast switching elements and an accurate design allows to drive them taking all the advantages brought by these switches.

ST's companion for discrete power SiC and GaN FETs as well as digital – microcontrollers, DSPs and FPGs – or analog controllers in any switched-mode power converter or motor drive, STDRIVE gate drivers generate the necessary voltage and current level required to accurately and efficiently activate the power stage in industrial, consumer, computer and automotive applications.

STDRIVE perfectly fits your switched-mode power converter or motor design based on SiC or GaN FETs.



GALVANIC ISOLATION

STGAP2S and **STGAP2D** are SiC drivers with 6 kV galvanic isolation which provides robustness and noise immunity. A thick oxide isolation layer is grown on-chip to build a miniature transformer which is used to transfer signals between input and output.

Their 4 A current output capability and rail-to-rail outputs make the devices a perfect fit for SiC and GaN inverter applications in industrial.



HIGH VOLTAGE GAN DRIVER

STDRIVEG600 driver is designed in order to optimize speed and output current for GaN FET. Some useful features are embedded in the product for reducing the number of external components required at system level.

| Part Number | Voltage max (V) | Output current max (A) | Common-mode transient immunity (V/ns) | Supply voltage c (V) max | UVLO thresholds | | Propagation delay (ns) | Additional features | Package |
|--------------|-----------------|------------------------|---------------------------------------|--------------------------|-----------------|-------|------------------------|--|---------|
| | | | | | OFFth | ONth | | | |
| STGAP2S | 1700 | 4 | ±100 | 26 | 8.4 V | 9.1 V | 75 | UVLO and thermal shutdown Miller Clamp | S0-8 |
| STGAP2HS | 1200 | | | | | | | UVLO and thermal shutdown 6 kV galvanic isolation Miller Clamp | S0-8W |
| STGAP2SiCSCM | 1200 | | | 28 | - | - | 100 | 6 kV galvanic isolation Miller Clamp | |
| STGAP2SiCSM | | | | | | | | 6 kV galvanic isolation Separated outputs | |
| STDRIVEG600 | 800 | Up to 5.5 | ±200 | 21 | 4.2 V | 4.5 V | 45 | UVLO and thermal shutdown and HW interlocking function | S0-16 |

Current, Speed & Positioning Sensing

Operational amplifier

ST has a wide range of op amps, including both industry-standard and high-performance op amps. Our strengths include:

- Growing portfolio of Zero-drift amplifiers
- Reliable high-volume supplier of both standard and high-performance op amps
- Space-saving packages, such as DFN, QFN, SOT-23 and SC-70

Our JFET, bipolar, CMOS and BiCMOS technologies allow our products to support:

- A wide supply range, from 1.5 V to 36 V
- High ratios of performance-to-power consumption

Our automotive-grade products are AEC-Q100 qualified and tested with certified high-reliability flow, to meet the very specific, rigorous demands of the automotive market.

| | Nano Power | Micro Power | Low Power | Zero Drift | Precision | Energy Effective | Fast |
|------|------------|-------------|-----------|------------|-----------|------------------|-------|
| 5 V | TSU | TSV6 | TSV8 | TSZ | TSV7 | TSV5 | TSV9 |
| 16 V | | TSX6 | | | TSX7 | TSX5 | TSX9 |
| 36 V | | TSB6 | | | TSB7 | TSB5 | TSB9* |

● AECQ-100 * In development

HIGHLIGHT: TSV792

- Dual operational amplifier
- High-bandwidth: 50 MHz
- High accuracy : $V_{io} < 200 \mu V$
- Rail-to-rail input-output
- Unity gain stable
- Perfectly suited for low-side shunt-based current measurement

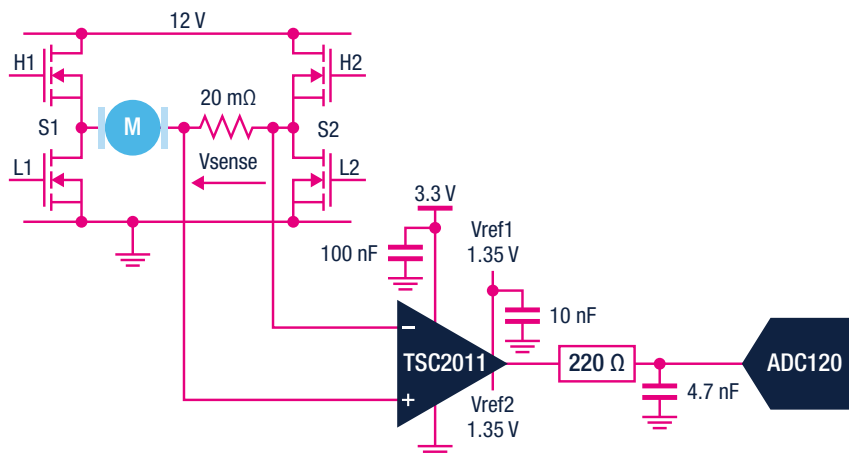
| Applications | Features | Products |
|---|---|---|
| Low-side current sensing | Precision, low V_{io} as good as $5\ \mu\text{V}$ | TSZ121, TSZ181, TSV7721, TSV791 |
| Temperature sensing | Low power consumption as low as $580\ \text{nA}$ | TSU101, TS941, TSV631, TSU111 |
| Vibration sensing | High Bandwidth up to $50\ \text{Mhz}$ | TSX9291, TSH22, TSV991, TSV772, TSV792 |
| Angle measurement DC brushless motor | High output Current, $> 100\ \text{mA}$ | TSX561, TS982, TS507, TSB582 |
| Low-side current sensing | High Common-mode Voltage up to $70\ \text{V}$ | TSC101, TSC102, TSC103, TSC2011, TSC213, TSC2010, TSC2012, TSC210 |
| Data acquisition and instrumentation, Test and measurement equipments, motor control, industrial process control, strain gauge | $36\ \text{V}$ Signal conditioning | TSB572, TSB611, TSB712, TSB7192, TSB571, TSB711, TSB7191 |

HIGH-SIDE CURRENT SENSING (TSC SERIES)

Accurate sensing of currents is central to enhancing application safety. Controlling the current within set boundaries avoids overheating and short circuits. Current measurement is also an essential part of energy metering.

The main features of our growing high-side current-sense amplifier portfolio are:

- Up to $70\ \text{V}$ line monitoring
- Integrated solutions (for example, inclusion of EMI filtering on output) for faster design times and a reduced BOM
- Robust devices that do not require external protection
- Automotive-grade qualified current-sense amplifiers



HIGHLIGHT: TSC2011

- Wide common mode voltage: -20 to $70\ \text{V}$
- Offset voltage: $\pm 200\ \mu\text{V}$ max.
- 2.7 to $5.5\ \text{V}$ supply voltage
- $60\ \text{V/V}$ gain
- Gain error: 0.3% max.
- Offset drift: $5\ \mu\text{V}/^\circ\text{C}$ max.
- Quiescent current: $20\ \mu\text{A}$ in shutdown mode
- SO8 and MiniSO8 package

| Order code | Description | Reference |
|-----------------|---|-----------|
| STEVAL-ISQ007V1 | High-side current-sense amplifier demonstration board based on TSC101 | AN2727 |
| STEVAL-ISQ010V1 | High-side current-sense amplifier demonstration board based on TSC102 | DB0982 |
| STEVAL-ISQ013V1 | Low-side current sensing based on TS507 | AN3222 |
| STEVAL-ISQ014V1 | Low-side current sensing based on TSZ121 | UM1737 |
| STEVAL-AETKT1V1 | High-side current-sense amplifier demonstration board based on TSC2011 | |
| STEVAL-AKI001V1 | 8 multiplexed channels conversion $50\ \text{kps}$ to $1\ \text{Mps}$ based on ADC120 | UM2691 |
| STEVAL-AETKT1V2 | High-side current-sense amplifier demonstration board based on TSC2010, 2011, 2012 | DB4277 |
| STEVAL-AETKT2V1 | High precision bidirectional current sense amplifiers based on the TSC2010/13 | DB4471 |

ANALOG-TO-DIGITAL CONVERTER

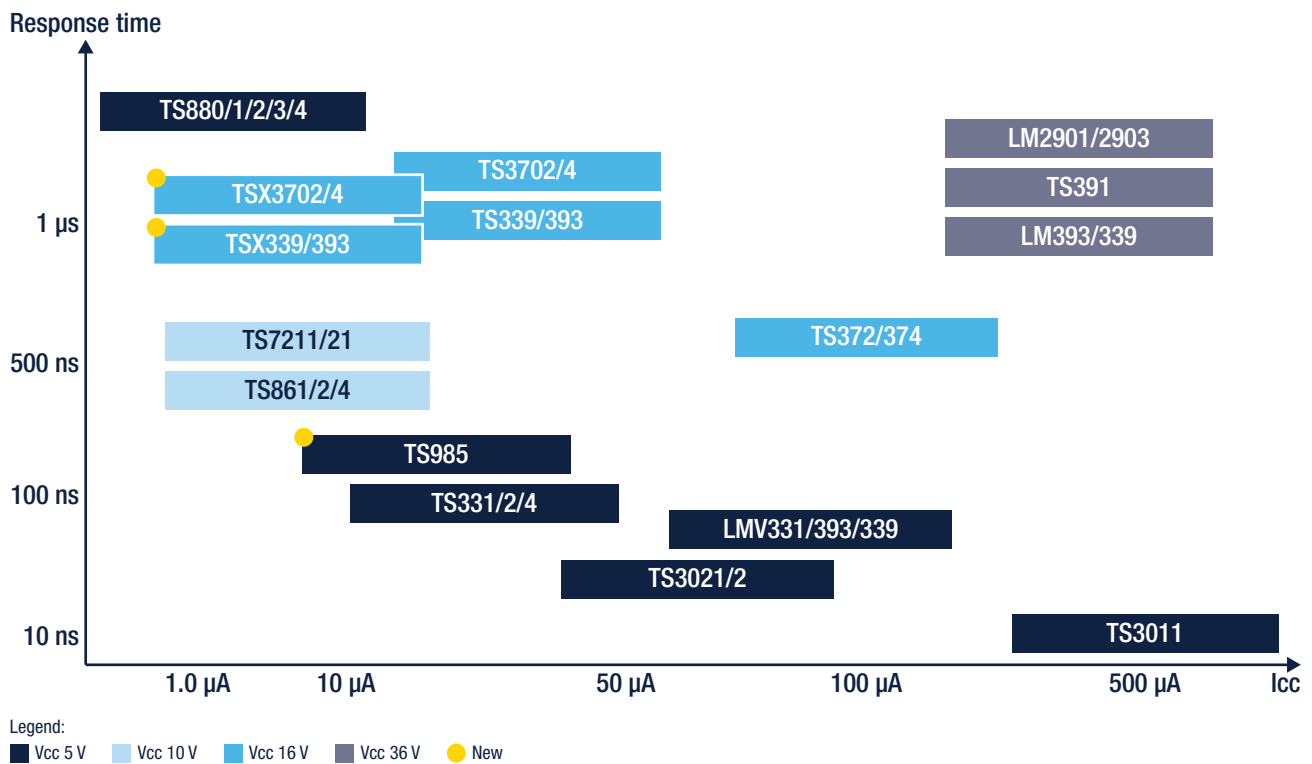
ST proposes the ADC120, a robust and flexible 8-channel, 12-bit, 50 ksp/s to 1 Msps ADC, for industrial environments, guaranteed up to 125 °C. The ADC120 offers the best linear performances over the largest sampling frequency range. It is interfaced through a 4-wire SPI bus.

COMPARATORS

ST is a leading supplier of comparators, and our portfolio offers:

- High-speed comparators, with response times as fast as 8 ns
- Micropower comparators with operating currents as low as 210 nA
- High-temperature (150 °C) qualified devices
- Guaranteed specified min/max electrical performances

Our automotive-grade products are AEC-Q100 qualified and tested with certified high-reliability flow, to meet the very specific, rigorous demands of the automotive market.



GALVANIC ISOLATED SIGMA-DELTA MODULATORS

Galvanic isolated analog to digital converters play a fundamental role in the industrial market where power and digital worlds must live together.

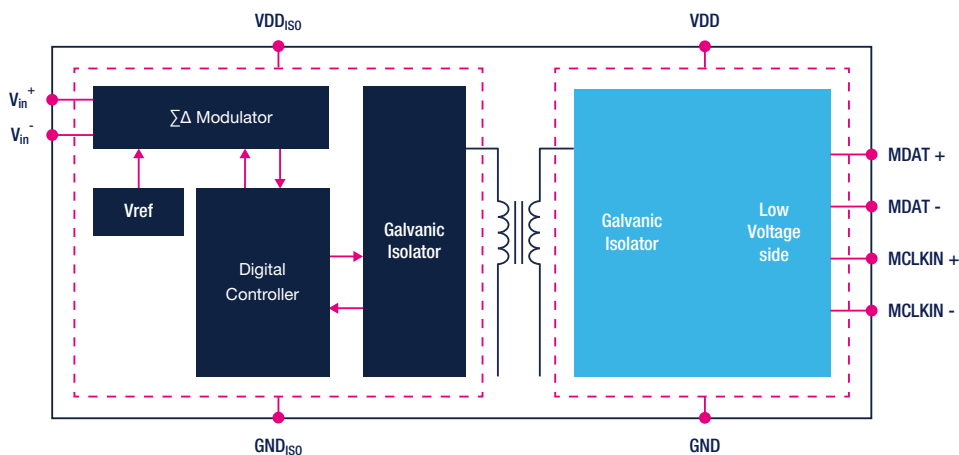
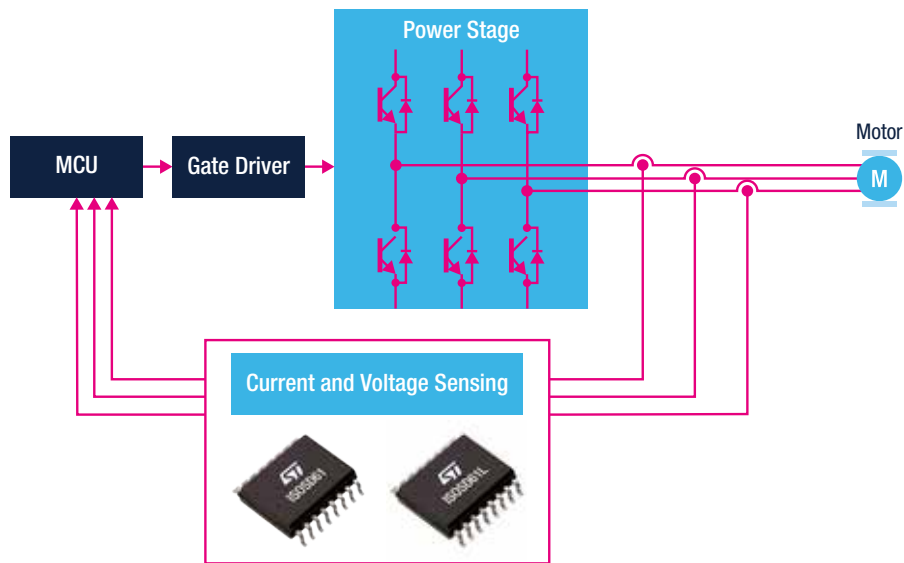
In servo drive applications, stand-alone analog to digital modulator is typically used to sense and convert in digital 1-bit streaming the phase currents, the phase-to-phase voltages and the DC Bus voltage of the motor processable by the host controller.

Hence $\Sigma\Delta$ AD converters must be very accurate, immune to noise and ensure reliability in harsh environment, with the goal of prolonging as much as possible system lifetime.

Combining the afore-mentioned functionalities with thick oxide silicon-based isolation it is possible to guarantee the needed application safety against human shocks, prevent ground potential difference or ground loop (by eliminating stray currents flowing between power system and digital system that cause data communication errors), and keep high rejection against fast noise transients.

Thanks to the very accurate and robust galvanically isolated $\Sigma\Delta$ modulators such as the ISOSD61, the host controller can drive the motor in real time and in a very precise way in terms of position, speed and torque.

At application level typical combination of $\Sigma\Delta$ 1-bit modulator and shunt are the perfect choice to achieve the best compromise for high precision, low cost, and low form factor solution in place of Hall Effect sensors.



KEY PRODUCT FEATURES

- 16-bit Resolution
- $\pm 320\text{mV}$ Input Range
- $\pm 250\text{mV}$ Input Linear Range
- Up to 25 MHz external clock
- 50kHz Bandwidth
- 86 dB typical SNR
- - 83 dB typical THD
- 30 kV/ μs typical CMTI
- 6kV PEAK Isolation (VIOTM)
- 1.2kV PEAK Working Voltage (VIORM)
- LVDS and TTL options
- SO16 wide package

DEVELOPMENT TOOLS

A variety of evaluation boards and reference designs are available to help you develop applications based on ST's portfolio of galvanically isolated modulators.

| Part Number | Version | Linear Input Range | Max. clock frequency | Resolution | SNR | Isolation | CMTI | Package & Packaging |
|-------------|----------|--------------------|----------------------|------------|-------|-----------|----------|---------------------|
| ISOSD61 | TTL/CMOS | ± 250 mV | 25 MHz | 16-bit | 86 dB | 6 kV | 30 kV/us | S016W Tray |
| ISOSD61TR | TTL/CMOS | | | | | | | S016W Tape & Reel |
| ISOSD61L | LVDS | | | | | | | S016W Tray |
| ISOSD61LTR | LVDS | | | | | | | S016W Tape & Reel |

Based on the ISOSD61 galvanically isolated sigma-delta modulator with low-voltage differential signaling (LVDS) and single-ended (TTL/CMOS) options, the EVALST-ISOSD61T board comes with all the necessary documentation and resources to reduce evaluation and design phases.

The EVALST-3PHISOSD evaluation board implements a complete 3-phase current sensing platform based on low-cost shunt sensors. The input analog signal is oversampled by ISOSD61 and converted into an output bitstreams, thanks to the embedded firmware which exploits the DFSDM filters of the STM32F413 micro to convert the three bitstreams into 24-bit current data at a selectable sampling rate.

The firmware also implements a virtual COM port communication to easily access the internal parameters to read data and to calibrate the board.

A complete library of technical documentation including datasheets, application notes, user manuals, gerber files, and schematics is available for developers.



EVALST-3PHISOSD



EVALST-ISOSD61T

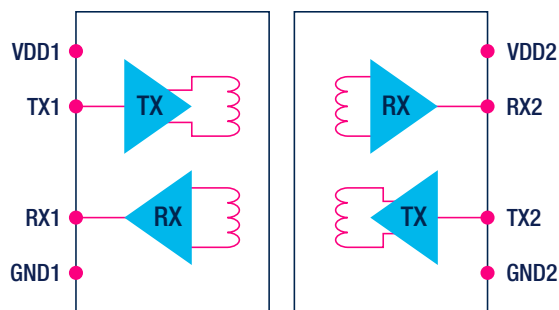
Digital Isolators

Galvanic isolation is a fundamental function in motor control applications. ST offers galvanic isolation integrated in key products targeting motor control applications, such as drivers and current sensors, nevertheless, depending on selected application architectures or for specific sections in the system, standard digital isolators transferring digital signal between two different voltage domains, which must be isolated galvanically for functional or safety reasons, could be selected by application designers.

Leveraging on ST's 6kV thick-oxide galvanic-isolation technology, STISO62x are dual-channel digital isolators which are equipped with Schmitt trigger input, providing robustness to noise and very high speed (100Mbps) input/output switching time with an exceptional low pulse distortion (<3ns).

STISO620 has 2 both channels with the same directionality, while STISO621 and STISO621W have isolated digital channels in the opposite directionality.

STISO620 and STISO621 are offered in SO8 narrow body package option with 4mm creepage and clearance values, 4kVpk impulse withstand voltage (VIOTM) and 2830Vrms isolation voltage (VISO). STISO621W features SO8 wide package with 8mm creepage and clearance and up 6kVpk impulse withstand voltage (VIOTM) and 3536Vrms isolation voltage (VISO). The part numbers support a high rate of maximum working isolation voltage (VIOWM=849Vrms). Isolation key parameters have been tested in accordance with VDE0884-10 and UL 1577 standards and the products have been certified by UL.



STISO621/STISO621W/STISO620 KEY FEATURES

- Dual channel, digital isolators with 1 – 1 and 2 - 0 channel direction
- Up to 6 kV peak isolation (VIOTM)
- 1.2 kV peak working voltage (VIO RM)
- High common-mode transient immunity: >50 kV/μs
- Data rate up to 100 Mbps
- Pulse width distortion: < 3ns
- 3 to 5.5 V supplies
- 3.3 V and 5V level translation
- -40 to +125°C extended industrial temperature range
- SO8 narrow-body and wide package options (STISO621W)
- UL1577 Certified (File Number: E362869)

| Part Number | Viotm | Viso | Creepage/Clearance | Data Rate | CMTI min | Package & packing |
|-------------|--------|-----------|--------------------|-----------|----------|------------------------|
| STIS0620 | 4k Vpk | 2828 Vrms | 4 mm | 100 Mbps | 50 kV/us | S08 Narrow Tube |
| STIS0620TR | | | | | | S08 Narrow Tape & Real |
| STIS0621 | | | | | | S08 Narrow Tube |
| STIS0621TR | | | | | | S08 Narrow Tape & Real |
| STIS0621W | 6k Vpk | 3536 Vrms | 8 mm | | | S08 Wide Tube |
| STIS0621WTR | | | | | | S08 Wide Tape & Real |

DEVELOPMENT TOOLS

The ST dual-channel digital platform can be evaluated by EVALSTISO62XV1 product evaluation board.



life.augmented



Order code: BRRG2310MC

For more information on ST products and solutions, visit www.st.com

© STMicroelectronics - October 2023 - Printed in the United Kingdom - All rights reserved
ST and the ST logo are registered and/or unregistered trademarks of STMicroelectronics International NV or its affiliates in the EU and/or elsewhere. In particular, ST and the ST logo are Registered in the US Patent and Trademark Office. For additional information about ST trademarks, please refer to www.st.com/trademarks.
All other product or service names are the property of their respective owners.

