



Features :

- AC input range selectable by switch
- Protections: Short circuit / Overload / Over voltage/ Over temperature
- Forced air cooling by built-in DC fan
- Withstand 300vac surge input for 5 second
- Built-in cooling Fan ON-OFF control
- Built-in constant current limiting circuit
- 100% full load burn-in test
- LED indicator for power on
- Fixed switching frequency at 90KHz
- Low cost,high reliability
- 2 years warranty

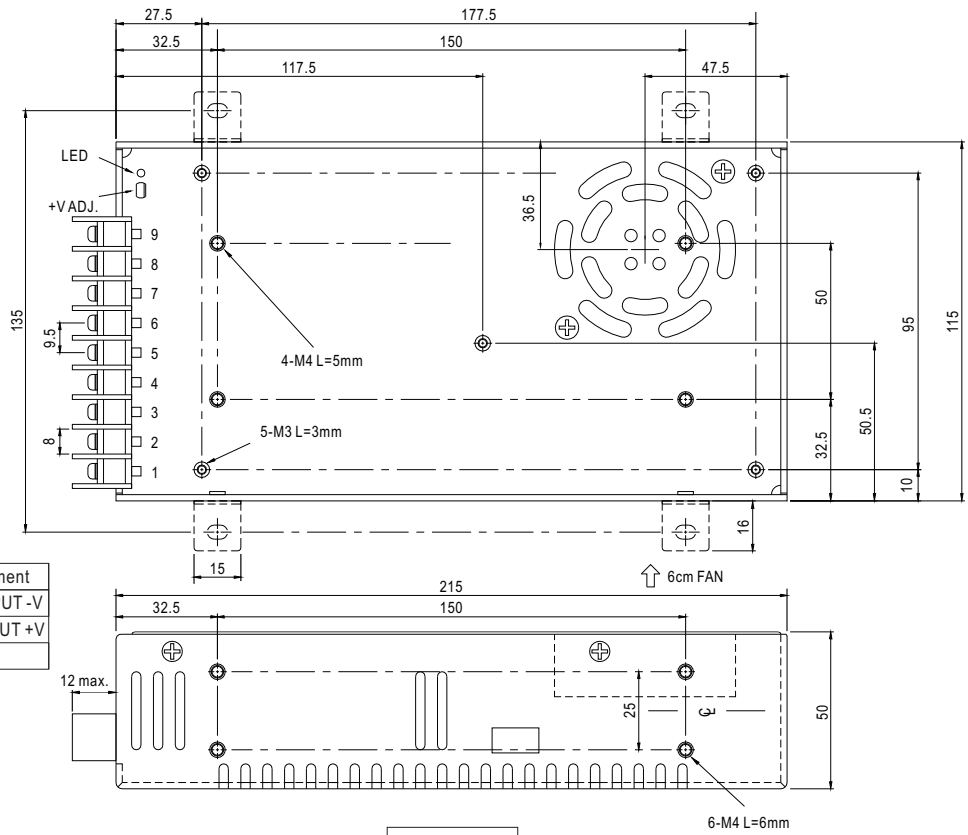


SPECIFICATION

MODEL	SE-350-3.3	SE-350-5	SE-350-7.5	SE-350-12	SE-350-15	SE-350-24	SE-350-27	SE-350-36	SE-350-48	
OUTPUT	DC VOLTAGE	3.3V	5V	7.5V	12V	15V	24V	27V	36V	48V
	RATED CURRENT	60A	60A	46A	29A	23.2A	14.6A	13A	9.7A	7.3A
	CURRENT RANGE	0 ~ 60A	0 ~ 60A	0 ~ 46A	0 ~ 29A	0 ~ 23.2A	0 ~ 14.6A	0 ~ 13A	0 ~ 9.7A	0 ~ 7.3A
	RATED POWER	198W	300W	345W	348W	348W	350.4W	351W	349.2W	350.4W
	RIPPLE & NOISE (max.) Note.2	150mVp-p	150mVp-p	150mVp-p	150mVp-p	150mVp-p	150mVp-p	200mVp-p	240mVp-p	240mVp-p
	VOLTAGE ADJ. RANGE	2.97 ~ 3.7V	4.5 ~ 5.6V	6 ~ 9V	10 ~ 13.5V	13.5 ~ 18V	20 ~ 26.4V	26 ~ 32V	32~40V	41 ~ 56V
	VOLTAGE TOLERANCE Note.3	+3%,-4.5%	±3.0%	±2.0%	±1.5%	±1.0%	±1.0%	±1.0%	±1.0%	±1.0%
	LINE REGULATION	±0.5%	±0.5%	±0.5%	±0.5%	±0.5%	±0.5%	±0.5%	±0.5%	±0.5%
	LOAD REGULATION	±2.5%	±2.0%	±2.0%	±1.0%	±0.5%	±0.5%	±0.5%	±0.5%	±0.5%
	SETUP, RISE TIME	1000ms, 50ms/230VAC 1000ms,50ms/115VAC at full load								
HOLD UP TIME (Typ.)	20ms/230VAC 16ms/115VAC at full load									
INPUT	VOLTAGE RANGE Note.4	90 ~ 132VAC / 180 ~ 264VAC by switch 254 ~ 370VDC								
	FREQUENCY RANGE	47 ~ 63Hz								
	EFFICIENCY (Typ.)	74%	78%	80%	83%	84%	87%	88%	87.5%	87.5%
	AC CURRENT (Typ.)	7A/115VAC		4A/230VAC						
	INRUSH CURRENT (Typ.)	40A/115VAC		60A/230VAC						
	LEAKAGE CURRENT	<3.5mA / 240VAC								
PROTECTION	OVER LOAD	105 ~ 135% rated output power Protection type : Constant current limiting, recovers automatically after fault condition is removed								
	OVER VOLTAGE	3.8 ~ 4.6V	5.75 ~ 7.5V	9.4 ~ 11.25V	13.8 ~ 16.2V	18 ~ 21V	27.6 ~ 32.4V	33.7 ~ 39.2V	41.4~46.8V	57.6 ~ 67.2V
	OVER TEMPERATURE	90°C ±5°C (3.3~7.5V); 85°C ±5°C (12~15V); 80°C ±5°C (24V); 75°C ±5°C (27~48V) (TSW1) Detect on case Protection type : Shut down O/P voltage, recovers automatically after temperature goes down								
FUNCTION	FAN ON/OFF CONTROL(Typ.)	RTH2 ≥ 50°C FAN ON, ≤ 45°C FAN OFF (3.3 ~ 7.5V) RTH2 ≥ 55°C FAN ON, ≤ 50°C FAN OFF (12 ~ 48V)								
ENVIRONMENT	WORKING TEMP.	-20 ~ +60°C (Refer to output load derating curve)								
	WORKING HUMIDITY	20 ~ 90% RH non-condensing								
	STORAGE TEMP., HUMIDITY	-20 ~ +85°C, 10 ~ 95% RH								
	TEMP. COEFFICIENT	±0.03%/°C (0 ~ 50°C)								
	VIBRATION	10 ~ 500Hz, 5G 10min./1cycle, 60min. each along X, Y, Z axes								
SAFETY	SAFETY STANDARDS	UL60950-1 approved								
	WITHSTAND VOLTAGE	I/P-O/P:3KVAC			I/P-FG:2KVAC		O/P-FG:0.5KVAC			
	ISOLATION RESISTANCE	I/P-O/P, I/P-FG, O/P-FG:100M Ohms/500VDC / 25°C / 70% RH								
OTHERS	MTBF	234.3K hrs min. MIL-HDBK-217F (25°C)								
	DIMENSION	215*115*50mm (L*W*H)								
	PACKING	1.07Kg; 12pcs/13.5Kg/0.92CUFT								
NOTE	<ol style="list-style-type: none"> 1. All parameters NOT specially mentioned are measured at 230VAC input, rated load and 25°C of ambient temperature. 2. Ripple & noise are measured at 20MHz of bandwidth by using a 12" twisted pair-wire terminated with a 0.1uf & 47uf parallel capacitor. 3. Tolerance : includes set up tolerance, line regulation and load regulation. 4. Please connect positive pole of input voltage with mark "L" of terminal block, connect negative pole of input voltage with mark "N" of terminal block, using DC voltage for input voltage. 									

Mechanical Specification

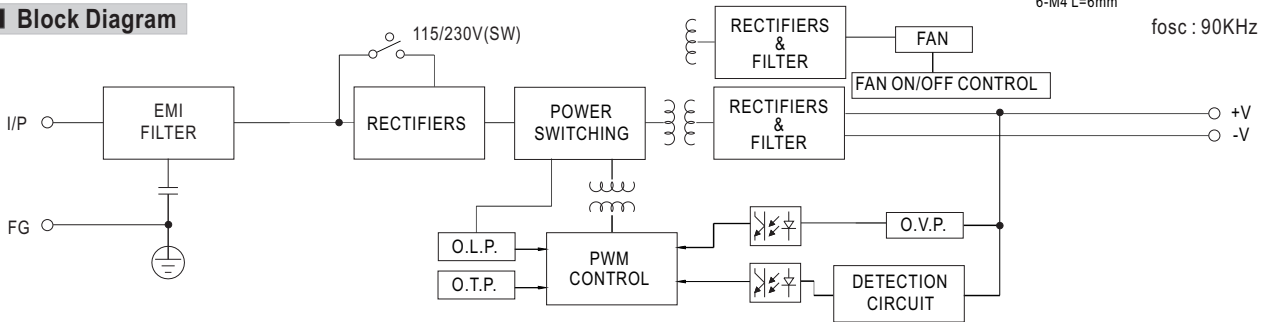
Case No. 912C Unit:mm



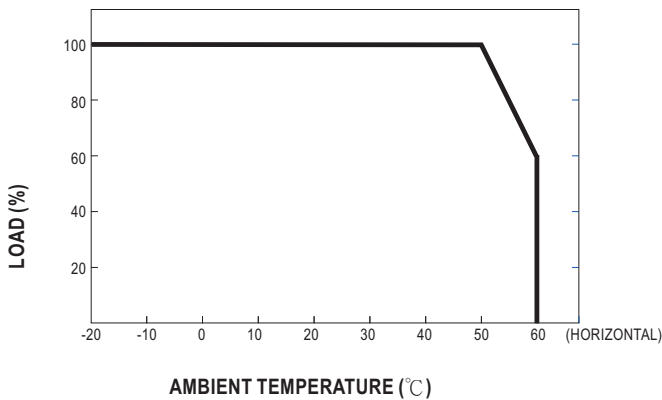
Terminal Pin No. assignment :

Pin No.	Assignment	Pin No.	Assignment
1	AC/L	4~6	DC OUTPUT -V
2	AC/N	7~9	DC OUTPUT +V
3	FG \perp		

Block Diagram



Derating Curve



Static Characteristics

