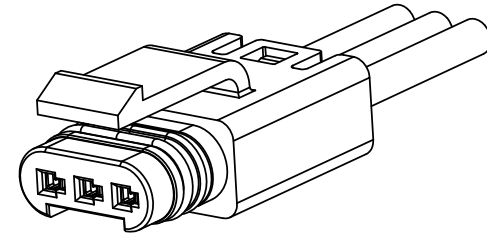


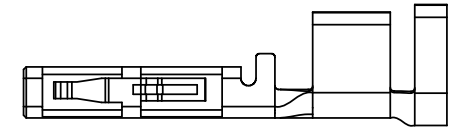
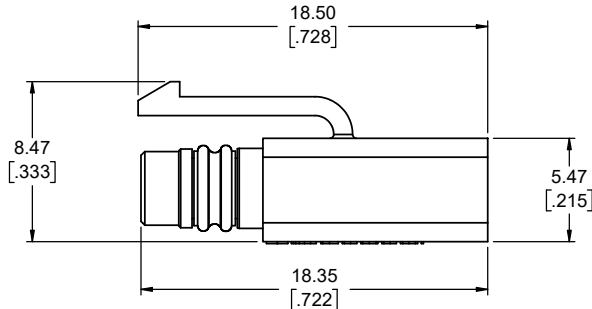
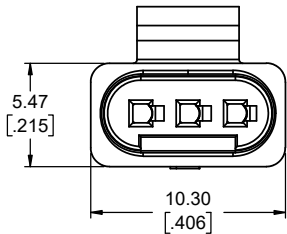
PART NUMBER: **FLH - SX 1 - 00**

SERIES
FLH

HOUSING TYPE
S2 = 2 SOCKET HOUSING
S3 = 3 SOCKET HOUSING



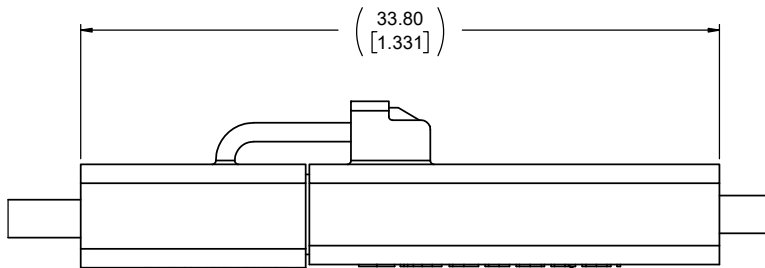
**APPLICATION VIEW
WITH 3 CONTACTS
AND WIRES INSTALLED**



**FLH-SC136-XXX - SOCKET CONTACT
SEE NOTES 3 & 4
SCALE 10:1**

NOTES:

- MATERIALS: ALL MATERIALS ARE RoHS COMPLIANT PER EU DIRECTIVE 2011/65/EU & AMENDMENTS
 - HOUSING: ENGINEERING THERMOPLASTIC, UL FLAMMABILITY RATING 94V-0, COLOUR BLACK
 - SEALS: SILICONE RUBBER
- ELECTRICAL CHARACTERISTICS
 - CURRENT RATING: 8A (18 AWG) OR 5A (20 AWG) OR 3A (22 AWG) PER CONTACT WHEN USING
 - 3 CONTACTS
 - DIELECTRIC WITHSTANDING VOLTAGE: 1800 VAC
 - INSULATION RESISTANCE: 500 MEGAOHMS
 - OPERATING TEMPERATURE: -40 °C TO +105 °C
- CRIMP WIRE TO CONTACT BEFORE ASSEMBLING INTO HOUSING.
- SOCKET CONTACTS TO BE PURCHASED SEPARATELY ON REEL. P/N: FLH-SC136-XXX



**SOCKET CONNECTOR
FLH-SX1-00**

MATED ASSEMBLY VIEW

**PIN CONNECTOR
FLH-PX1-00**

AMPHENOL PART NUMBER: FLH-SX1-00

UNLESS SPECIFIED OTHERWISE		DRAWN	B.COPPING	FEB20/18	<div>Amphenol Canada Corp.</div> <div>Commercial Products</div> <div>FLH SERIES, MINI SEALED 2.5mm PITCH SOCKET CONNECTOR HOUSING ASSEMBLY, 2 OR 3 CONTACT OPTIONS, RoHS COMPLIANT</div>			
PRIMARY UNITS	MILLIMETERS	CHECKED	S.MUGAN	FEB20/18				
SECONDARY	INCHES	M.E. APP'D						
REFERENCE IN PARENTHESES		Q.A. APP'D						
GENERAL TOLERANCES		DWG APPR.			<div>DWG. NO.</div> <div>P-FLH-SX1-00</div> <div>CODE ID NO. 03554 DWG SIZE: X SCALE: 5:1 SHEET 1 OF 1</div> <div>REV E</div>			
1 DECIMAL PLACES		ENG. REL. NO.						
2 DECIMAL PLACES	±0.10	REF.						
3 DECIMAL PLACES		THIRD ANGLE PROJECTION		DO NOT SCALE DRAWING				
ANGULAR DEGREES		