


## Data sheet | Item number: 769-670

THT male header; 1.0 x 1.0 mm solder pin; angled; Pin spacing 5 mm; 10-pole; gray

[www.wago.com/769-670](http://www.wago.com/769-670)



### Data

#### Electrical data

Subject to changes. Please also observe the further product documentation!

WAGO GmbH & Co. KG  
Hansastr. 27  
32423 Minden  
Phone: +49571 887-0 | Fax: +49571 887-169  
Email: [info.de@wago.com](mailto:info.de@wago.com) | Web: [www.wago.com](http://www.wago.com)

Do you have any questions about our products?  
We are always happy to take your call at +49 (571) 887-44222.

## Ratings per IEC/EN

|                               |  |
|-------------------------------|--|
| Nominal voltage (III/3)       | 250 V  |
| Rated impulse voltage (III/3) | 4 kV   |
| Rated voltage (III/2)         | 500 V  |
| Rated impulse voltage (III/2) | 4 kV   |
| Rated current                 | 32 A   |
| Legend (ratings)              | (III / 3) $\triangleq$ Overvoltage category III / Pollution degree 3 |






## Connection data

## Connection 1

|             |    |
|-------------|----|
| Pole number | 10 |
|-------------|----|

## Approvals / Certificates

## Country specific Approvals

| Logo   | Approval                              | Additional Approval Text | Certificate name |
|--|---------------------------------------|--------------------------|------------------|
|   | CCA<br>DEKRA Certification B.V.       | EN 60947                 | NTR NL-7626      |
|  | CCA<br>DEKRA Certification B.V.       | EN 61984                 | 2190419.02       |
|  | CCA<br>DEKRA Certification B.V.       | IEC 61984                | NL-47799 /A1     |
|  | CSA<br>DEKRA Certification B.V.       | C22.2 No. 158            | 1101144          |
|  | KEMA/KEUR<br>DEKRA Certification B.V. | EN 60947                 | 2190419.01       |

## Ship Approvals

| Logo | Approval | Additional Approval Text | Certificate name |
|------|----------|--------------------------|------------------|
|      | DNV GL   | -                        | TAE00001V2       |

Subject to changes. Please also observe the further product documentation!



WAGO GmbH & Co. KG  
Hansastr. 27  
32423 Minden  
Phone: +49571 887-0 | Fax: +49571 887-169  
Email: [info.de@wago.com](mailto:info.de@wago.com) | Web: [www.wago.com](http://www.wago.com)

Do you have any questions about our products?  
We are always happy to take your call at +49 (571) 887-44222.



Det Norske Veritas, Germanischer Lloyd

## UL-Approvals

| Logo   | Approval                             | Additional Approval Text | Certificate name |
|--|--------------------------------------|--------------------------|------------------|
|  | UR<br>Underwriters Laboratories Inc. | UL 1977                  | E45171           |
|  | UR<br>Underwriters Laboratories Inc. | UL 1059                  | E45172           |

## Optional accessories

## Coding

|        |  |  |
|--------|--|--|
| Coding |  |  |
|        | Item no.: 769-435<br>Coding pin; for coding of female plugs; for carrier terminal blocks / male connectors; orange | <a href="http://www.wago.com/769-435">www.wago.com/769-435</a> |

## Marking accessories

|               |   |  |
|---------------|---|--|
| Marking strip |   |  |
|               | Item no.: 210-831<br>Marking strips; on reel; 2.3 mm wide; plain; Self-adhesive; white    | <a href="http://www.wago.com/210-831">www.wago.com/210-831</a> |
|               | Item no.: 210-833<br>Marking strips; 25 m on roll; 6 mm wide; plain; Self-adhesive; white | <a href="http://www.wago.com/210-833">www.wago.com/210-833</a> |
|               | Item no.: 210-834<br>Marking strips; on reel; 5 mm wide; plain; Self-adhesive; white      | <a href="http://www.wago.com/210-834">www.wago.com/210-834</a> |
|               | Item no.: 210-832<br>Marking strips; on reel; 3 mm wide; plain; Self-adhesive; white      | <a href="http://www.wago.com/210-832">www.wago.com/210-832</a> |

## Downloads

## Documentation

## Additional Information

|                        |        |          |
|------------------------|--------|----------|
| Technical Section      | pdf    | Download |
| Technical explanations | 2.2 MB |          |

Subject to changes. Please also observe the further product documentation!

WAGO GmbH & Co. KG  
 Hansastr. 27  
 32423 Minden  
 Phone: +49571 887-0 | Fax: +49571 887-169  
 Email: [info.de@wago.com](mailto:info.de@wago.com) | Web: [www.wago.com](http://www.wago.com)

Do you have any questions about our products?  
 We are always happy to take your call at +49 (571) 887-44222.



## Installation Notes

### Installation



Cutout

Male headers with solder pins

### Application



Male headers with straight solder pins and 1-conductor female plugs (picture shows a relay module)



Male headers with solder pins for printed circuit boards



Pluggable PCB connection

Connection to a relay module inside the switchgear cabinet

Subject to changes. Please also observe the further product documentation!

WAGO GmbH & Co. KG  
Hansastr. 27  
32423 Minden  
Phone: +49571 887-0 | Fax: +49571 887-169  
Email: [info.de@wago.com](mailto:info.de@wago.com) | Web: [www.wago.com](http://www.wago.com)

Do you have any questions about our products?  
We are always happy to take your call at +49 (571) 887-44222.



Male headers with solder pins

Integrating PCB components into the system wiring.

## Product family

**X-COM**

[Show all products from the family](#)

Subject to changes. Please also observe the further product documentation!

---

WAGO GmbH & Co. KG  
Hansastr. 27  
32423 Minden  
Phone: +49571 887-0 | Fax: +49571 887-169  
Email: [info.de@wago.com](mailto:info.de@wago.com) | Web: [www.wago.com](http://www.wago.com)

Do you have any questions about our products?  
We are always happy to take your call at +49 (571) 887-44222.