



## Automotive grade 5.1 megapixel backside illuminated global and rolling shutter sensor for near infrared and visible scenes



Root part number	Description
VB1940	OBGA package
VD1940	Bare die

### Features

#### Automotive compliancy

- AEC-Q100 grade 2 ongoing 
- Operating junction temperature: -40°C to 125°C
- ISO26262 compliant to support ASIL B system integration
- Cyber security features

#### Hybrid 5.1 MP global and rolling shutter features

- 3D stacked sensor 40 nm/65 nm
- 5.1 MP sensor (2560 x 1984)
- 2.25 µm x 2.25 µm BSI (backside illuminated) pixel
- RGB/NIR pixel technology with RGB NIR 4x4 pattern
- Image array size: 5.8 mm x 4.5 mm
- Optical format 1/2.5 inch
- Bare die or OBGA package

#### Innovative features

- Dual exposure controls (RGB and IR)
- On-chip bayerization ISP (image signal processor)
- On-chip color HDR (high dynamic range) merges
- On-chip NIR smart upscale
- 4 programmable contexts, in a versatile sequence, with up to 32 elements

#### Interface

- Quad lane transmitter MIPI CSI-2 up to 1.5 Gbps per lane (MIPI CSI-2 copyright© 2005-2010 MIPI alliance, inc. standard for camera serial interface 2 (CSI-2) version 1.0)
- 6 programmable GPIOs (general-purpose input/outputs) to control the LED (light-emitting diode)
  - Output synchronized with sensor integration periods
  - PWM (pulse-width modulation) control
- Fast mode plus I<sup>2</sup>C control interface

#### Unique imaging performance

- Peak quantum efficiency 25% @ 940 nm
- HDR linear dynamic range up to 100 dB in rolling shutter mode
- Up to 60 frames per second at full resolution
- Ultralow noise

## Applications

The VB1940, VD1940 5.1 MP image sensor is designed for a large FoV (field of view) and incabin monitoring, including driver monitoring applications. It comprises both full HDR color images and sensitive full resolution NIR images. This sensor is specifically designed to manage RGB and NIR operations. This is achieved by outputting RGB bayer color images on one side, and full resolution NIR images on the other side. The VB1940, VD1940 also includes embedded assets that target ASIL-B safety levels. In addition, this sensor contains cybersecurity features that prevent hacking.

## Description

The VB1940, VD1940 is a 5.1 MP image sensor with both rolling and global shutter modes.

In rolling shutter mode, the VB1940, VD1940 produces a single HDR color frame output through the MIPI CSI 2 interface. This is achieved by combining a short and long exposure. In addition, the user can activate a function that converts the RGB NIR pattern to an RGGB format. Such format is compatible with any standard automotive ECU (electronic control unit).

In global shutter mode, the RGB pixels upscale the NIR image to full resolution. This innovative use of the NIR information is achieved thanks to the independent exposition of the NIR and RGB pixels.

The sensor captures up to 60 frames per second in a 2560 x 1984 resolution format. The device is fully configurable through the I<sup>2</sup>C serial interface. It also provides flexible frame-to-frame configuration changes via the use of programmable contexts. Up to four contexts can be sequenced in a versatile loop of up to 32 elements.

The sensor is designed as a SEOOC (safety element out of context). It is compliant with ISO26262 standards and ASIL-B safety levels.

The VB1940, VD1940 is designed with a full set of cyber security features.

# 1 Overview

Figure 1. VB1940, VD1940 block diagram

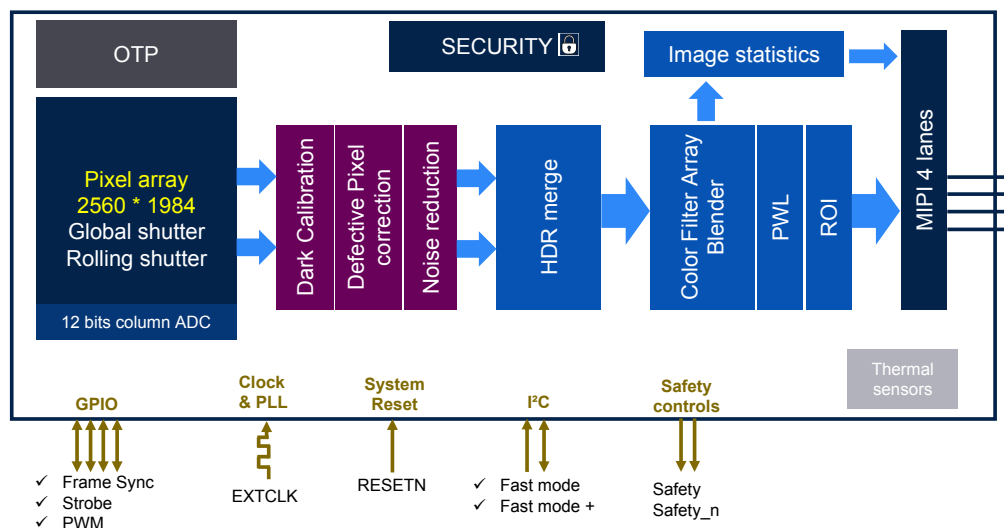
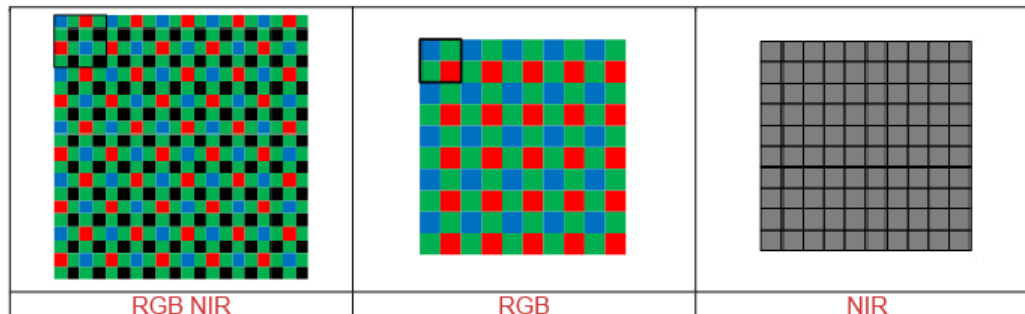


Figure 2. VB1940, VD1940 output formats



## Revision history

**Table 1. Document revision history**

Date	Version	Changes
21-Jul-2022	1	Initial release

**IMPORTANT NOTICE – READ CAREFULLY**

STMicroelectronics NV and its subsidiaries ("ST") reserve the right to make changes, corrections, enhancements, modifications, and improvements to ST products and/or to this document at any time without notice. Purchasers should obtain the latest relevant information on ST products before placing orders. ST products are sold pursuant to ST's terms and conditions of sale in place at the time of order acknowledgment.

Purchasers are solely responsible for the choice, selection, and use of ST products and ST assumes no liability for application assistance or the design of purchasers' products.

No license, express or implied, to any intellectual property right is granted by ST herein.

Resale of ST products with provisions different from the information set forth herein shall void any warranty granted by ST for such product.

ST and the ST logo are trademarks of ST. For additional information about ST trademarks, refer to [www.st.com/trademarks](http://www.st.com/trademarks). All other product or service names are the property of their respective owners.

Information in this document supersedes and replaces information previously supplied in any prior versions of this document.

© 2022 STMicroelectronics – All rights reserved