

PI33/PI34/PI35xx Series

ZVS Regulators: Buck

48, 24 and 12V to PoL Buck Regulator Applications, Computing, Communications, Industrial, Automotive Equipment. Constant current applications: LED Lighting and Battery Charging.

Description

PI33/PI34/PI35xx ZVS Buck Regulators offer board-level designers maximum power density and flexibility for high-efficiency point-of-load DC-DC regulation. The integration of a high-performance Zero-Voltage Switching (ZVS) topology increases point-of-load performance, providing best-in-class power efficiency up to 98%. ZVS Regulators are highly integrated with control circuitry, power semiconductors and support components in a high-density LGA and BGA System-in-Package (SiP).

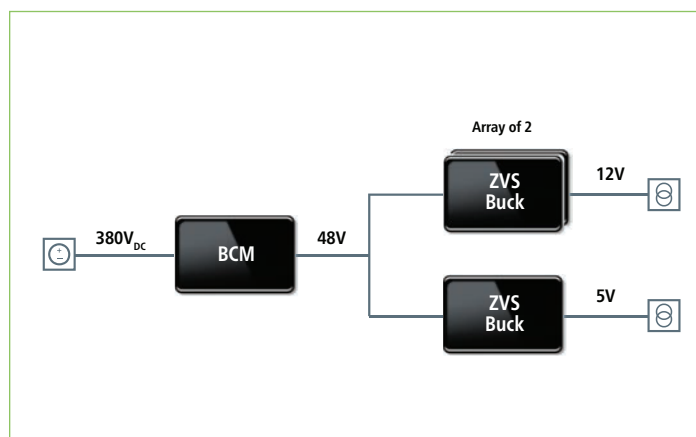
Power delivery can be further increased by interleaving multiple buck regulators using single wire current sharing. The ZVS topology enables high-frequency operation maximizing efficiency by minimizing the significant switching losses associated with conventional hard-switching buck regulators. The high switching frequency of the ZVS Regulators reduces the size of the external filtering components, improving power density while enabling fast line and load dynamic response. These regulators maintain high switching frequency all the way up to the rated input voltage without sacrificing efficiency and, with its 20ns minimum on-time, supports step-down conversion for input voltages up to 60V. The ZVS series offers buck regulators for 12V_{IN}, 24V_{IN} and 48V_{IN} nominal systems. All devices within their respective series share the same footprint.



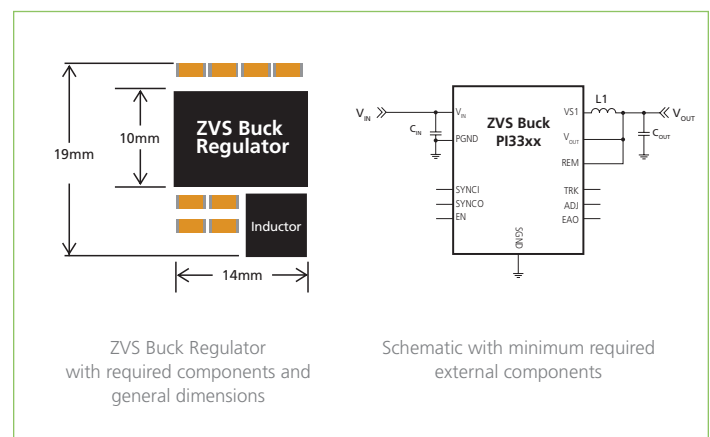
Features & Benefits

- Wide Input Operating Ranges
 - 12V_{IN} nominal (8 – 18V_{IN})
 - 24V_{IN} nominal (8 – 36V_{IN} and 14 – 42V_{IN})
 - 48V_{IN} nominal (30 – 60V_{IN} and 36 – 60V_{IN})
 - –40 to 125°C temperature operating range
 - –55 to 125°C temperature operating range
- Simple to Use; Fast Development Time
 - Internal compensation – few external components
 - No additional design or additional settings required
- High Efficiency
 - >96% peak 48V_{IN} to 12V_{OUT}
 - >96% peak 24V_{IN} to 12V_{OUT}
 - >95% peak 12V_{IN} to 5V_{OUT}
 - Light-load and full-load high-efficiency performance
- Flexible and Rich Feature Set
 - Paralleling and single wire current sharing
 - Frequency synchronization
 - User-adjustable soft-start & tracking
 - PI33xx I²C™ telemetry & functionality
 - V_{OUT} margining
 - Fault reporting
 - Enable and SYNCI pin polarity
 - Phase delay (for interleaving multiple regulators)
- High-Density Packaging Platforms
 - 10 x 14 x 2.5mm SiP LGA
 - 10.5 x 14.5 x 3.05mm BGA
 - 10 x 10 x 2.5mm SiP LGA
 - 10.5 x 10.5 x 3.05mm BGA

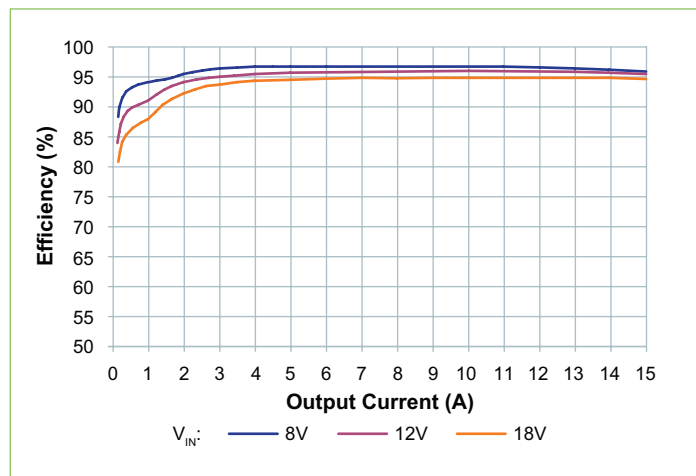
Example Power Chain



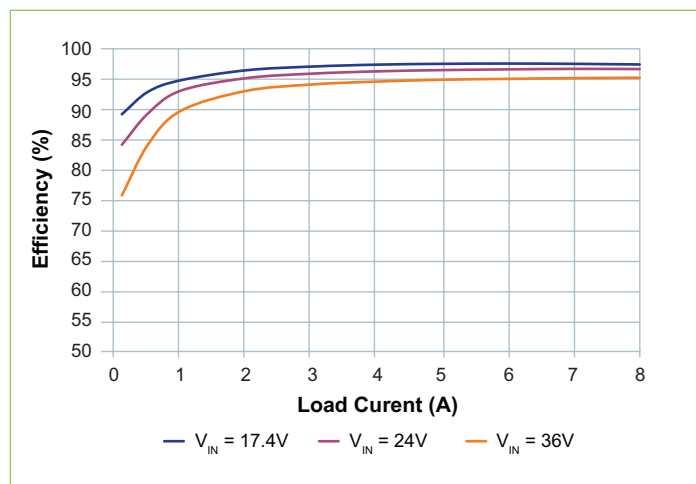
Total Area (With Required Components)



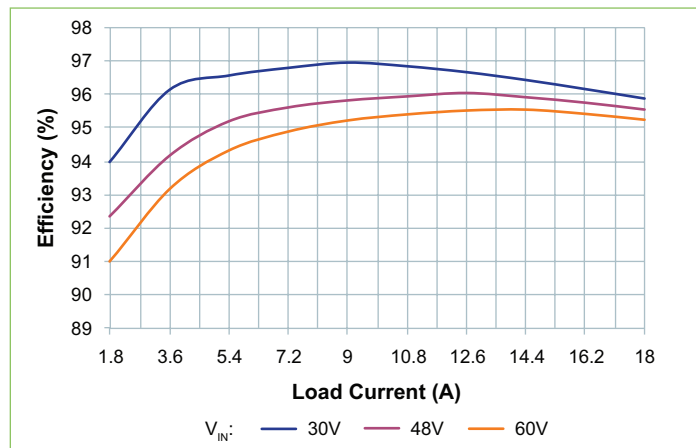
PI34xx Efficiency (5V_{OUT})



PI33xx Efficiency (12V_{OUT})



PI35xx Efficiency (12V_{OUT})



Part Numbers

Part Number	Output Range		Rating
	Set	Range	
12V (8 – 18V _{IN})			
PI3423-00-LGIZ	3.3V	2.3 – 4.1V	15A
PI3424-00-LGIZ	5.0V	3.3 – 6.5V	15A
24V (8 – 36V _{IN}) I ² C™ Functionality			
PI3301-00-LGIZ	3.3V	2.3 – 4.1V	10A
PI3301-01-LGIZ	3.3V	2.3 – 4.1V	15A
PI3302-00-LGIZ	5.0V	3.3 – 6.5V	10A
PI3302-00-BGIZ			
PI3302-03-LGIZ ^[a]	5V	3.3 – 6.5V	15A
PI3303-00-LGIZ	12V	6.5 – 13.0V	8A
PI3305-00-LGIZ	15V	10.0 – 16.0V	8A
24V (14 – 42V _{IN})			
PI3323-00-BGIZ	3.3V	2.2 – 4.0V	22A
PI3323-00-BGMZ			
PI3323-00-BGMP			
PI3325-00-LGIZ	5.0V	4.0 – 6.5V	20A
PI3325-00-BGIZ			
PI3325-00-BGMZ			
PI3325-00-BGMP			
48V (30 – 60V _{IN})			
PI3523-00-LGIZ	3.3V	2.2 – 4.0V	22A
PI3525-00-LGIZ	5.0V	4.0 – 6.5V	20A
PI3525-00-LGIG			
PI3526-00-LGIZ	12.0V	6.5 – 14V	18A
PI3526-00-BGIZ			
48V (36 – 60V _{IN})			
PI3542-00-LGIZ	2.5V	2.2 – 3.0V	10A
PI3542-00-BGIZ			
PI3543-00-LGIZ	3.3V	2.6 – 3.6V	10A
PI3543-00-BGIZ			
PI3545-00-LGIZ	5.0V	4.0 – 5.5V	10A
PI3545-00-BGIZ			
PI3546-00-LGIZ	12.0V	6.5 – 14.0V	9A
PI3546-00-BGIZ			

^[a] Input operating range is limited to 11 – 36V