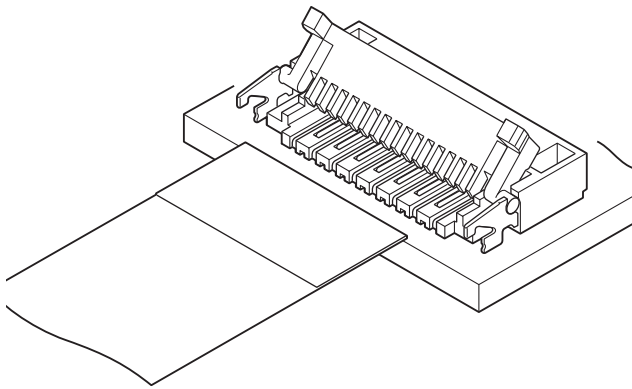




# FXR CONNECTOR

**0.3mm pitch/Connectors for FPC**



***This FXR connector is a ZIF type connector for FPC with only 1.0mm height.***

- **Low profile and ZIF mechanism**
- **Space saving design**
- **Heat resisting design suitable for surface mounting**

## Specifications

- Current rating: 0.2A AC, DC
- Voltage rating: 50V AC, DC
- Temperature range: -25°C to +85°C  
(including temperature rise in applying electrical current)
- Contact resistance: Initial value/ 50m  $\Omega$  max.  
After environmental testing/ 50m  $\Omega$  max.  
(variation from initial value)
- Insulation resistance: 50M  $\Omega$  min.
- Withstanding voltage: 200V AC/minute
- Applicable FPC: Conductor pitch/ 0.3mm  
Conductor width/ 0.3mm  
Mating part thickness/ 0.2 $\pm$ 0.03mm

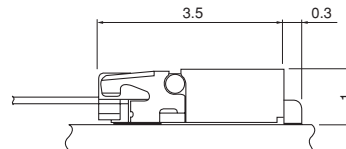
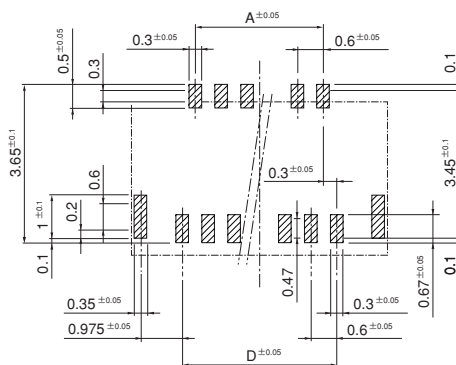
\* Compliant with RoHS.

\* Refer to "General Instruction and Notice when using Terminals and Connectors" at the end of this catalog.

\* Contact JST for details.

## Standards

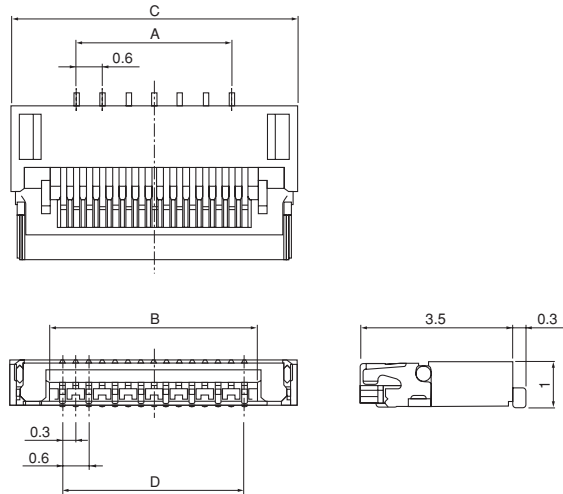
Ⓜ Recognized E60389



Note: 1. The above figure is the figure viewed from the connector mounting side.  
2. Tolerances are non-cumulative:  $\pm$ 0.05mm for all centers.  
3. The dimensions above should serve as a guideline. Contact JST for details.

# FXR CONNECTOR

## Connector



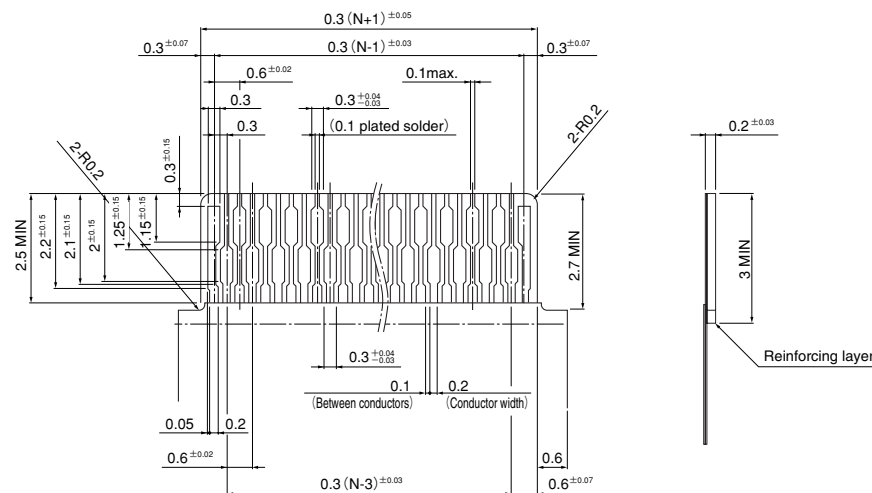
Circuits	Model No.	Dimensions (mm)				Q'ty / reel
		A	B	C	D	
11	11FXR-RSM1-GAN-TB	2.4	3.6	5.4	3.0	5,000
13	13FXR-RSM1-GAN-TB	3.0	4.2	6.0	3.6	5,000
15	15FXR-RSM1-GAN-TB	3.6	4.8	6.6	4.2	5,000
17	17FXR-RSM1-GAN-TB	4.2	5.4	7.2	4.8	5,000
19	19FXR-RSM1-GAN-TB	4.8	6.0	7.8	5.4	5,000
21	21FXR-RSM1-GAN-TB	5.4	6.6	8.4	6.0	5,000
23	23FXR-RSM1-GAN-TB	6.0	7.2	9.0	6.6	5,000
25	25FXR-RSM1-GAN-TB	6.6	7.8	9.6	7.2	5,000
27	27FXR-RSM1-GAN-TB	7.2	8.4	10.2	7.8	5,000
29	29FXR-RSM1-GAN-TB	7.8	9.0	10.8	8.4	5,000
31	31FXR-RSM1-GAN-TB	8.4	9.6	11.4	9.0	5,000
33	33FXR-RSM1-GAN-TB	9.0	10.2	12.0	9.6	5,000
35	35FXR-RSM1-GAN-TB	9.6	10.8	12.6	10.2	5,000
37	37FXR-RSM1-GAN-TB	10.2	11.4	13.2	10.8	5,000
39	39FXR-RSM1-GAN-TB	10.8	12.0	13.8	11.4	5,000
45	45FXR-RSM1-GAN-TB	12.6	13.8	15.6	13.2	5,000
47	47FXR-RSM1-GAN-TB	13.2	14.4	16.2	13.8	5,000
51	51FXR-RSM1-GAN-TB	14.4	15.6	17.4	15.0	5,000
61	61FXR-RSM1-GAN-TB	17.4	18.6	20.4	18.0	5,000

### Material and Finish

Contact: Copper alloy, nickel-undercoated, gold-plated (nickel-stripe)  
 Cover: PPS, UL94V-0  
 Housing: LCP, UL94V-0  
 Solder tab: Copper alloy, copper-undercoated, tin-plated (reflow treatment)

**RoHS compliance** This product displays (LF)(SN)(S)(1) on a label.  
 Note: Contact JST for tin-plated products.

## Lead section dimensions of FPC



Note: N --- Number of circuits