

# AXL F BP SE4 - Module carrier



1088135

<https://www.phoenixcontact.com/us/products/1088135>

Please be informed that the data shown in this PDF document is generated from our online catalog. Please find the complete data in the user documentation. Our general terms of use for downloads are valid.

Axioline F, Backplane, 4 slots for Axioline Smart Elements, transmission speed in the local bus: 100 Mbps, degree of protection: IP20



## Product description

The Axioline F backplane is intended for use in a station that is opened by an Axioline F bus coupler or an Axiocoupler. The backplane has four "Smart Element Interface" slots to accept Axioline Smart Elements.

## Your advantages

- Preparing the communications power supply for the plugged-in Axioline Smart Elements
- Supply feed-in for the peripheral supply U<sub>P</sub> for the plugged in Axioline Smart Elements

## Commercial data

Item number	1088135
Packing unit	1 pc
Minimum order quantity	1 pc
Sales key	DR05
Product key	DRIBU1
GTIN	4055626887487
Weight per piece (including packing)	118.933 g
Weight per piece (excluding packing)	86.85 g
Customs tariff number	85389091
Country of origin	DE

# AXL F BP SE4 - Module carrier



1088135

<https://www.phoenixcontact.com/us/products/1088135>

## Technical data

### Dimensions

Dimensional drawing	
Width	40 mm
Height	122.4 mm
Depth	36.9 mm
Note on dimensions	The depth applies when a TH 35-7.5 DIN rail is used (in accordance with EN 60715).
Complete module width	40 mm
Complete module height	124.6 mm
Complete module depth	76.1 mm
Note	The depth applies when a TH 35-7.5 DIN rail is used (in accordance with EN 60715).

### Notes

#### Note on application

Note on application	Only for industrial use
---------------------	-------------------------

### Interfaces

#### Axioline F local bus

Number of interfaces	2
Connection method	Bus base module
Transmission speed	100 Mbps

#### Smart Element interface

Number of interfaces	4
Connection method	Card edge connector

### Product properties

Product type	I/O component
Product family	Axioline F
Type	block modular
Mounting position	Panel mounting on horizontal or vertical DIN rail
Special properties	4 slots for Axioline Smart Elements

### Insulation characteristics

# AXL F BP SE4 - Module carrier



1088135

<https://www.phoenixcontact.com/us/products/1088135>

Overvoltage category	II (IEC 60664-1, EN 60664-1)
Pollution degree	2 (IEC 60664-1, EN 60664-1)

## Electrical properties

Maximum power dissipation for nominal condition	0.6 W
---	-------

Potentials: Axioline F local bus supply ( $U_{BUS}$ )

Supply voltage	5 V DC
----------------	--------

Potentials: Communications power supply of the Smart Elements ( $U_{SE}$ )

Supply voltage	3.3 V DC (using card edge connectors)
----------------	---------------------------------------

Potentials: I/O supply feed-in ( $U_P$ )

Supply voltage	24 V DC
Supply voltage range	19.2 V DC ... 30 V DC (including all tolerances, including ripple)
Current draw	max. 16 A (provide external protection) max. 12 A (Applications with UL approval, external fusing)
Current consumption	min. 1.5 mA (without connected Smart Elements, with nominal voltage)
Protective circuit	Surge protection; Suppressor diode

Electrical isolation/isolation of the voltage ranges

Test voltage: 5 V supply of the local bus ( $U_{BUS}$ ) / 24 V supply (I/Os)	500 V AC, 50 Hz, 1 min
Test voltage: 5 V supply of the local bus ( $U_{BUS}$ ) / functional ground	500 V AC, 50 Hz, 1 min
Test voltage: 24 V supply (I/O) / functional ground	500 V AC, 50 Hz, 1 min

## Connection data

Connection technology

Connection name	I/O supply feed-in ( $U_P$ )
Note on the connection method	Please observe the information provided on conductor cross-sections in the "Axioline F: system and installation" user manual.

Conductor connection

Connection method	Push-in connection
Conductor cross-section rigid	0.5 mm <sup>2</sup> ... 2.5 mm <sup>2</sup>
Conductor cross-section flexible	0.5 mm <sup>2</sup> ... 2.5 mm <sup>2</sup>
Conductor cross-section AWG	20 ... 14
Stripping length	8 mm

I/O supply feed-in ( $U_P$ )

Connection method	Push-in connection
Note on the connection method	Please observe the information provided on conductor cross-sections in the "Axioline F: system and installation" user manual.
Conductor cross-section, rigid	0.5 mm <sup>2</sup> ... 2.5 mm <sup>2</sup>
Conductor cross-section, flexible	0.5 mm <sup>2</sup> ... 2.5 mm <sup>2</sup>
Conductor cross-section AWG	20 ... 14

# AXL F BP SE4 - Module carrier



1088135

<https://www.phoenixcontact.com/us/products/1088135>

Stripping length	8 mm
------------------	------

## Environmental and real-life conditions

### Ambient conditions

Ambient temperature (operation)	-25 °C ... 60 °C
Degree of protection	IP20
Air pressure (operation)	70 kPa ... 106 kPa (up to 3000 m above sea level)
Air pressure (storage/transport)	70 kPa ... 106 kPa (up to 3000 m above sea level)
Ambient temperature (storage/transport)	-40 °C ... 85 °C
Permissible humidity (operation)	5 % ... 95 % (non-condensing)
Permissible humidity (storage/transport)	5 % ... 95 % (non-condensing)

## Standards and regulations

Protection class	III (IEC 61140, EN 61140, VDE 0140-1)
------------------	---------------------------------------

## Mounting

Mounting type	DIN rail mounting
Mounting position	Panel mounting on horizontal or vertical DIN rail

# AXL F BP SE4 - Module carrier

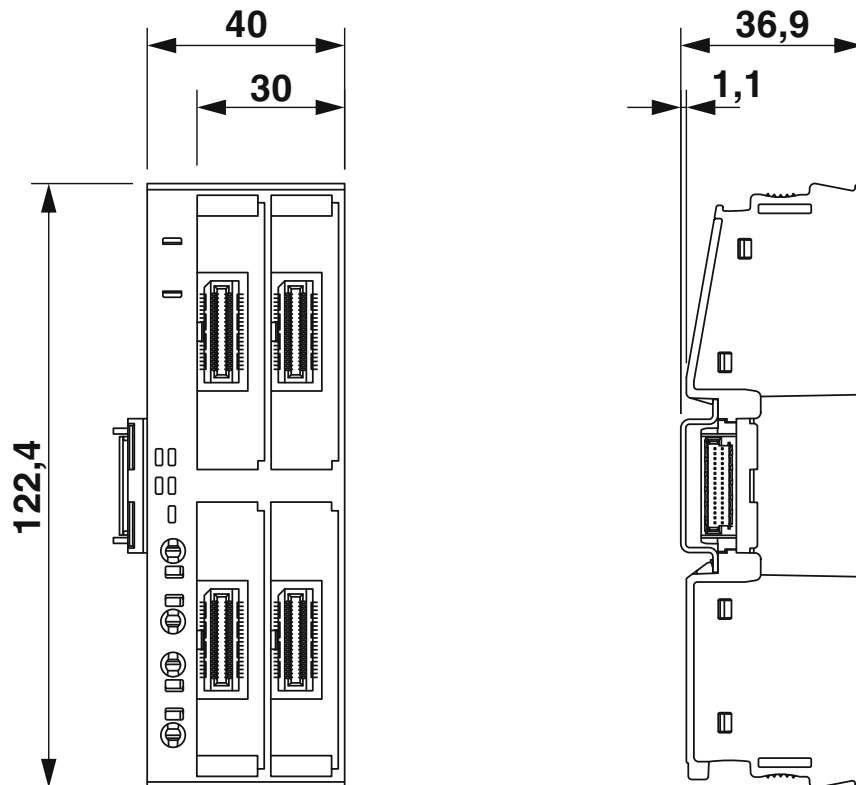
1088135

<https://www.phoenixcontact.com/us/products/1088135>



## Drawings

Dimensional drawing



Dimensions (in mm)

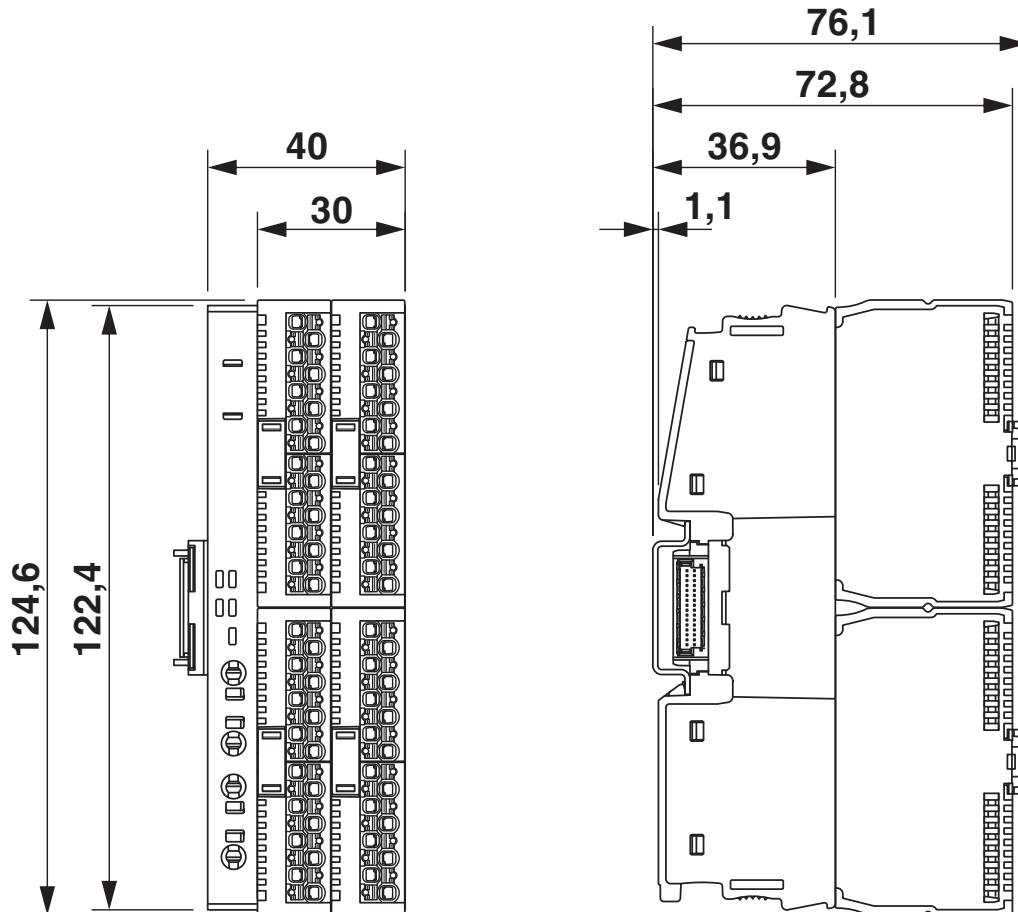
# AXL F BP SE4 - Module carrier



1088135

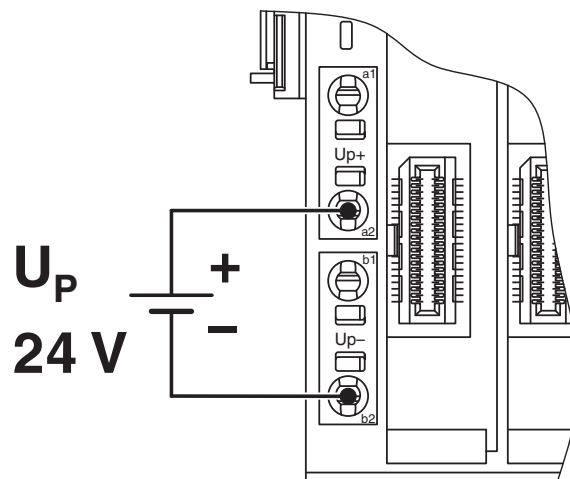
<https://www.phoenixcontact.com/us/products/1088135>

Dimensional drawing



Dimensions (in mm) with attached Axiline Smart Elements

Connection diagram



Connection example



# AXL F BP SE4 - Module carrier



1088135

<https://www.phoenixcontact.com/us/products/1088135>

## Approvals

To download certificates, visit the product detail page: <https://www.phoenixcontact.com/us/products/1088135>



**cULus Listed**

Approval ID: E238705



**cULus Listed**

Approval ID: E238705

# AXL F BP SE4 - Module carrier



1088135

<https://www.phoenixcontact.com/us/products/1088135>

## Classifications

### ECLASS

ECLASS-13.0	27242610
ECLASS-15.0	27242610

### ETIM

ETIM 9.0	EC001600
----------	----------

### UNSPSC

UNSPSC 21.0	32151600
-------------	----------

# AXL F BP SE4 - Module carrier



1088135

<https://www.phoenixcontact.com/us/products/1088135>

## Environmental product compliance

### EU RoHS

Fulfills EU RoHS substance requirements	Yes
Exemption	7(a), 7(c)-I

### China RoHS

Environment friendly use period (EFUP)	EFUP-50
	An article-related China RoHS declaration table can be found in the download area for the respective article under "Manufacturer declaration". For all articles with EFUP-E, no China RoHS declaration table issued and required.

### EU REACH SVHC

REACH candidate substance (CAS No.)	Lead(CAS: 7439-92-1)
SCIP	aa4ef70b-2445-4e85-95a9-9f7127084e2f

### EF3.0 Climate Change

CO2e kg	4.882 kg CO2e
---------	---------------

Phoenix Contact 2025 © - all rights reserved  
<https://www.phoenixcontact.com>

Phoenix Contact USA  
586 Fulling Mill Road  
Middletown, PA 17057, United States  
(+717) 944-1300  
[info@phoenixcon.com](mailto:info@phoenixcon.com)