

Please be informed that the data shown in this PDF document is generated from our online catalog. Please find the complete data in the user documentation. Our general terms of use for downloads are valid.



Primary-switched UNO POWER power supply for DIN rail mounting, input: 1-phase, output: 48 V DC/100 W

Product description

UNO POWER power supplies with basic functionality
Thanks to their high power density, compact UNO POWER power supplies are the ideal solution for loads up to 240 W, particularly in compact control boxes. The power supply units are available in various performance classes and overall widths. Their high degree of efficiency and low idling losses ensure a high level of energy efficiency.

Your advantages

- Flexible mounting by simply snapping onto the DIN rail
- More space in the control cabinet with up to 20 % higher power density
- Maximum energy efficiency, thanks to over 90 % efficiency and extremely low idling losses under 0.3 W
- Outdoor installation, thanks to the wide temperature range from -25 °C ... +70 °C

Commercial data

Item number	2902996
Packing unit	1 pc
Minimum order quantity	1 pc
Sales key	CM14
Product key	CMPU14
Catalog page	Page 273 (C-4-2019)
GTIN	4046356808361
Weight per piece (including packing)	357.2 g
Weight per piece (excluding packing)	317 g
Customs tariff number	85044095
Country of origin	VN

UNO-PS/1AC/48DC/100W - Power supply unit



2902996

<https://www.phoenixcontact.com/us/products/2902996>

Technical data

Input data

AC operation

Nominal input voltage range	100 V AC ... 240 V AC
Input voltage range	85 V AC ... 264 V AC
Input voltage range AC	85 V AC ... 264 V AC
Voltage type of supply voltage	AC
Inrush current	< 40 A (typ.)
Inrush current integral (I^2t)	< 1.4 A ² s (typ.)
Frequency range (f_N)	50 Hz ... 60 Hz ± 10 %
Mains buffering time	> 25 ms (120 V AC) > 90 ms (230 V AC)
Current consumption	typ. 2.2 A (100 V AC) typ. 1.1 A (240 V AC)
Nominal power consumption	213.3 VA
Protective circuit	Transient surge protection; Varistor
Power factor (cos phi)	0.52
Typical response time	< 1 s
Input fuse	4 A (slow-blow, internal)
Recommended breaker for input protection	6 A ... 16 A (Characteristics B, C, D, K)

Output data

Efficiency	typ. 88 % (120 V AC) typ. 90 % (230 V AC)
Output characteristic	HICCUP
Nominal output voltage	48 V DC
Nominal output current (I_N)	2.1 A (-25 °C ... 55 °C)
Derating	55 °C ... 70 °C (2.5 %/K)
Feedback voltage resistance	< 60 V DC
Protection against overvoltage at the output (OVP)	≤ 60 V DC
Control deviation	< 1 % (change in load, static 10 % ... 90 %) < 2 % (Dynamic load change 10 % ... 90 %, 10 Hz) < 0.1 % (change in input voltage ± 10 %)
Residual ripple	< 40 mV _{PP} (with nominal values)
Short-circuit-proof	yes
Output power	100 W
Maximum no-load power dissipation	< 0.4 W
Power loss nominal load max.	< 11 W
Rise time	< 0.5 s (U_{OUT} (10 % ... 90 %))
Response time	< 2 ms
Connection in parallel	yes, for redundancy and increased capacity
Connection in series	yes

UNO-PS/1AC/48DC/100W - Power supply unit



2902996

<https://www.phoenixcontact.com/us/products/2902996>

Connection data

Input

Connection method	Screw connection
Conductor cross section, rigid min.	0.2 mm ²
Conductor cross section, rigid max.	2.5 mm ²
Conductor cross section flexible min.	0.2 mm ²
Conductor cross section flexible max.	2.5 mm ²
Single conductor/flexible terminal point with ferrule with plastic sleeve, min.	0.2 mm ²
Single conductor/flexible terminal point with ferrule with plastic sleeve, max.	2.5 mm ²
Single conductor/flexible terminal point with ferrule without plastic sleeve, min.	0.2 mm ²
Single conductor/flexible terminal point with ferrule without plastic sleeve, max.	2.5 mm ²
Conductor cross section AWG min.	24
Conductor cross section AWG max.	14
Stripping length	8 mm
Screw thread	M3
Tightening torque, min	0.5 Nm
Tightening torque max	0.6 Nm

Output

Connection method	Screw connection
Conductor cross section, rigid min.	0.2 mm ²
Conductor cross section, rigid max.	2.5 mm ²
Conductor cross section flexible min.	0.2 mm ²
Conductor cross section flexible max.	2.5 mm ²
Single conductor/flexible terminal point with ferrule with plastic sleeve, min.	0.2 mm ²
Single conductor/flexible terminal point with ferrule with plastic sleeve, max.	2.5 mm ²
Single conductor/flexible terminal point with ferrule without plastic sleeve, min.	0.2 mm ²
Single conductor/flexible terminal point with ferrule without plastic sleeve, max.	2.5 mm ²
Conductor cross section AWG min.	24
Conductor cross section AWG max.	14
Stripping length	8 mm
Screw thread	M3
Tightening torque, min	0.5 Nm
Tightening torque max	0.6 Nm

Signaling

Types of signaling	LED
--------------------	-----

UNO-PS/1AC/48DC/100W - Power supply unit



2902996

<https://www.phoenixcontact.com/us/products/2902996>

Electrical properties

Number of phases	1.00
Insulation voltage input/output	4 kV AC (type test)
	3 kV AC (routine test)

Product properties

Product type	Power supply
Product family	UNO POWER
MTBF (IEC 61709, SN 29500)	> 1010000 h (40 °C)

Data management status

Article revision	04
------------------	----

Insulation characteristics

Protection class	II (in closed control cabinet)
Degree of pollution	2

Dimensions

Width	55 mm
Height	90 mm
Depth	84 mm

Installation dimensions

Installation distance right/left	0 mm / 0 mm
Installation distance top/bottom	30 mm / 30 mm

Mounting

Mounting type	DIN rail mounting
Assembly note	alignable: 0 mm horizontally, 30 mm vertically
Mounting position	horizontal DIN rail NS 35, EN 60715
With protective coating	No

Material specifications

Flammability rating according to UL 94 (housing / terminal blocks)	V0
Housing material	Plastic
Housing material	Polycarbonate
Foot latch material	POM (Polyoxymethylene)

Environmental and real-life conditions

Ambient conditions

Degree of protection	IP20
Ambient temperature (operation)	-25 °C ... 70 °C (> 55 °C Derating: 2.5 %/K)
Ambient temperature (storage/transport)	-40 °C ... 85 °C
Climatic class	3K22 (in accordance with EN 60721-3-3)

UNO-PS/1AC/48DC/100W - Power supply unit



2902996

<https://www.phoenixcontact.com/us/products/2902996>

Max. permissible relative humidity (operation)	≤ 95 % (at 25 °C, non-condensing)
Shock	18 ms, 30g, in each space direction (according to IEC 60068-2-27)
Vibration (operation)	< 15 Hz, amplitude ±2.5 mm (according to IEC 60068-2-6) 15 Hz ... 150 Hz, 2.3g, 90 min.

Standards and regulations

Standard – Electronic equipment for use in electrical power installations and their assembly into electrical power installations	EN 50178/VDE 0160 (PELV)
Standard – Limitation of mains harmonic currents	EN 61000-3-2
Standard - Electrical safety	IEC 62368-1 (SELV)
Standard – Safety extra-low voltage	IEC 62368-1 (SELV) und EN 60204-1 (PELV)
Standard - Safe isolation	DIN VDE 0100-410
Standard - Safety of transformers	EN 61558-2-16
Approval - requirement of the semiconductor industry with regard to mains voltage dips	EN 61000-4-11

Mains voltage dips

Standard designation	Requirement of the semiconductor industry with regard to mains voltage dips
Standards/specifications	SEMI F47 - 0706 (180 V AC)

Approvals

CSA	CAN/CSA-C22.2 No. 60950-1-07
	CSA-C22.2 No. 107.1-01
	CAN/CSA-C22.2 No. 213 Class I, Division 2, Groups A, B, C, D T4 (Hazardous Location)
UL approvals	UL/C-UL listed UL 508
	UL/C-UL Listed ANSI/ISA-12.12.01 Class I, Division 2, Groups A, B, C, D T4 (Hazardous Location)
	UL/C-UL Recognized UL 60950-1

Conformity/Approvals

SIL in accordance with IEC 61508	0
----------------------------------	---

EMC data

Low Voltage Directive	Conformance with Low Voltage Directive 2014/35/EC
EMC requirements for noise emission	EN 61000-6-3
	EN 61000-6-4
EMC requirements for noise immunity	EN 61000-6-1
	EN 61000-6-2
Electromagnetic compatibility	Conformance with EMC Directive 2014/30/EU

Electrostatic discharge

Standards/regulations	EN 61000-4-2
-----------------------	--------------

Electrostatic discharge

Contact discharge	6 kV (Test Level 3)
-------------------	---------------------

UNO-PS/1AC/48DC/100W - Power supply unit



2902996

<https://www.phoenixcontact.com/us/products/2902996>

Discharge in air	8 kV (Test Level 3)
Comments	Criterion B

Electromagnetic HF field

Standards/regulations	EN 61000-4-3
-----------------------	--------------

Electromagnetic HF field

Frequency range	80 MHz ... 1 GHz
Test field strength	10 V/m (Test Level 3)
Frequency range	1 GHz ... 6 GHz
Test field strength	10 V/m (Test Level 3)
Comments	Criterion A

Fast transients (burst)

Standards/regulations	EN 61000-4-4
-----------------------	--------------

Fast transients (burst)

Input	4 kV (Test Level 4 - asymmetrical)
Output	2 kV (Test Level 3 - asymmetrical)
Comments	Criterion B

Surge voltage load (surge)

Standards/regulations	EN 61000-4-5
-----------------------	--------------

Surge voltage load (surge)

Input	1 kV (Test Level 2 - symmetrical)
	2 kV (Test Level 3 - asymmetrical)
Output	0.5 kV (Test Level 1 - symmetrical)
	1 kV (Test Level 2 - asymmetrical)
Comments	Criterion B

Conducted interference

Standards/regulations	EN 61000-4-6
-----------------------	--------------

Conducted interference

Input/Output	asymmetrical
Frequency range	0.15 MHz ... 80 MHz
Comments	Criterion A
Voltage	10 V (Test Level 3)

Voltage dips

Standards/regulations	EN 61000-4-11
Voltage	230 V AC
Frequency	50 Hz
Voltage dip	70 %
Number of periods	25 periods
Additional text	Class 3
Comments	Criterion A

UNO-PS/1AC/48DC/100W - Power supply unit



2902996

<https://www.phoenixcontact.com/us/products/2902996>

Voltage dip	40 %
Number of periods	10 periods
Additional text	Class 3
Comments	Criterion A
Voltage dip	0 %
Number of periods	1 period
Additional text	Class 3
Comments	Criterion A

Emitted interference

Standards/regulations	EN 61000-6-3
Radio interference voltage in acc. with EN 55011	EN 55011 (EN 55022) Class B, area of application: Industry and residential
Emitted radio interference in acc. with EN 55011	EN 55011 (EN 55022) Class B, area of application: Industry and residential

Criteria

Criterion A	Normal operating behavior within the specified limits.
Criterion B	Temporary impairment to operational behavior that is corrected by the device itself.

UNO-PS/1AC/48DC/100W - Power supply unit

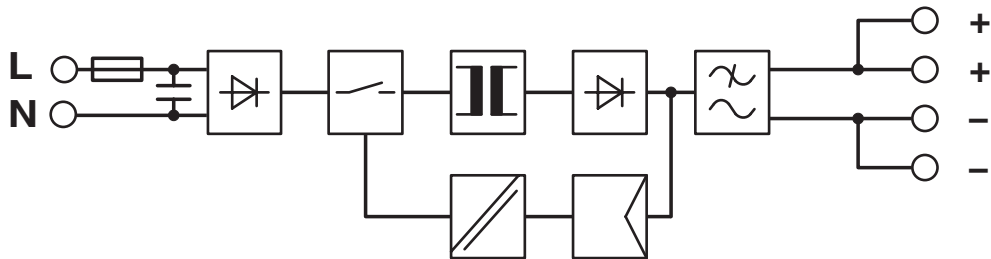
2902996

<https://www.phoenixcontact.com/us/products/2902996>



Drawings

Block diagram



UNO-PS/1AC/48DC/100W - Power supply unit




2902996


<https://www.phoenixcontact.com/us/products/2902996>

Approvals


To download certificates, visit the product detail page: <https://www.phoenixcontact.com/us/products/2902996>




cUL Recognized
Approval ID: FILE E 214596




UL Recognized
Approval ID: FILE E 214596



IECEE CB Scheme
Approval ID: DK-39228-A1-UL




UL Listed
Approval ID: E123528




cUL Listed
Approval ID: E123528



IECEE CB Scheme
Approval ID: DE/PTZ/0124



cUL Listed
Approval ID: E199827



UL Listed
Approval ID: FILE E 199827

cULus Recognized

cULus Listed

cULus Listed

UNO-PS/1AC/48DC/100W - Power supply unit



2902996

<https://www.phoenixcontact.com/us/products/2902996>

Classifications

ECLASS

ECLASS-11.0	27040701
ECLASS-13.0	27040701
ECLASS-12.0	27040701

ETIM

ETIM 9.0	EC002540
----------	----------

UNSPSC

UNSPSC 21.0	39121000
-------------	----------

UNO-PS/1AC/48DC/100W - Power supply unit



2902996

<https://www.phoenixcontact.com/us/products/2902996>

Environmental product compliance

EU RoHS

Fulfills EU RoHS substance requirements	Yes
Exemption	6(c), 7(c)-I

China RoHS

Environment friendly use period (EFUP)	EFUP-25
	An article-related China RoHS declaration table can be found in the download area for the respective article under "Manufacturer declaration". For all articles with EFUP-E, no China RoHS declaration table issued and required.

EU REACH SVHC

REACH candidate substance (CAS No.)	Lead(CAS: 7439-92-1)
SCIP	e51dd2d8-fd98-4a99-b93c-9f72616ca7a2

UNO-PS/1AC/48DC/100W - Power supply unit



2902996

<https://www.phoenixcontact.com/us/products/2902996>

Accessories

TRIO-DIODE/48DC/2X10/1X20 - Redundancy module

2866527

<https://www.phoenixcontact.com/us/products/2866527>



Redundancy module with function monitoring, 48 V DC, 2x 10 A, 1x 20 A

PLT-SEC-T3-230-FM-UT - Type 3 surge protection device

2907919

<https://www.phoenixcontact.com/us/products/2907919>



Type 2/3 surge protection, consisting of protective plug and base element with screw connection. For single-phase power supply network with integrated status indicator and remote signaling. Nominal voltage: 230 V AC/DC

UNO-PS/1AC/48DC/100W - Power supply unit

2902996

<https://www.phoenixcontact.com/us/products/2902996>



PLT-SEC-T3-60-FM-UT - Type 3 surge protection device

2907917

<https://www.phoenixcontact.com/us/products/2907917>



Type 3 surge protection, consisting of protective plug and base element, with integrated status indicator and remote signaling for single-phase power supply networks. Nominal voltage: 60 V AC/DC

Phoenix Contact 2024 © - all rights reserved

<https://www.phoenixcontact.com>

Phoenix Contact USA
586 Fulling Mill Road
Middletown, PA 17057, United States
(+717) 944-1300
info@phoenixcon.com