

Description: 1.0mm C-Clip for RF contacts

Series: Contact clip

PART NUMBER: W9908



Features:

- PWB Footprint 3.2 x 1.7 mm
- Nominal Contact Height 1 mm
- Tape & Reel Packaging
- RoHS Compliant Product

Applications:

- Antenna Contacts

All dimensions are in mm / inches

Issue: 1941

In the effort to improve our products, we reserve the right to make changes judged to be necessary.

CONFIDENTIAL AND PROPRIETARY INFORMATION

This document contains confidential and proprietary information of Pulse Electronics, Inc. (Pulse) and is protected by copyright, trade secret and other state and federal laws. Its receipt or possession does not convey any rights to reproduce, disclose its contents, or to manufacture, use or sell anything it may describe. Reproduction, disclosure or use without specific written authorization of Pulse is strictly forbidden.

For more information:

Pulse Worldwide Headquarters
15255 Innovation Drive #100
San Diego, CA 92128
USA
Tel: 1-858-674-8100

Pulse/Larsen Antennas
18110 SE 34th St Bldg 2 Suite 250
Vancouver, WA 98683
USA
Tel: 1-360-944-7551

Europe Headquarters
Pulse GmbH & Do, KG
Zeppelinstrasse 15
Herrenberg, Germany
Tel: 49 7032 7806 0

Pulse (Suzhou) Wireless Products Co, Inc.
99 Huo Ju Road(#29 Bldg, 4th Phase
Suzhou New District
Jiangsu Province, Suzhou 215009 PR China
Tel: 86 512 6807 9998



Description: 1.0mm C-Clip for RF contacts

Series: Contact clip

PART NUMBER: W9908

MECHANICAL SPECIFICATIONS

Length	3.41 mm
Width	1.50 mm
Height (decompressed)	1.45 mm
Nominal compressed height	1.00 mm
Weight	0.1 g
Material	Stainless steel, Thickness 0.12 ± 0.01 mm
Plating	Ni+Au all over Ni: 0.75 ± 0.5 μ m Au: (Hard gold) 0.5 μ m min.

ENVIRONMENTAL SPECIFICATIONS

Operating Temperature	-40 to +85 ° C
Storage Temperature	-40 to +85 ° C
RoHS Compliant	Yes

Issue: 1941

In the effort to improve our products, we reserve the right to make changes judged to be necessary.

CONFIDENTIAL AND PROPRIETARY INFORMATION

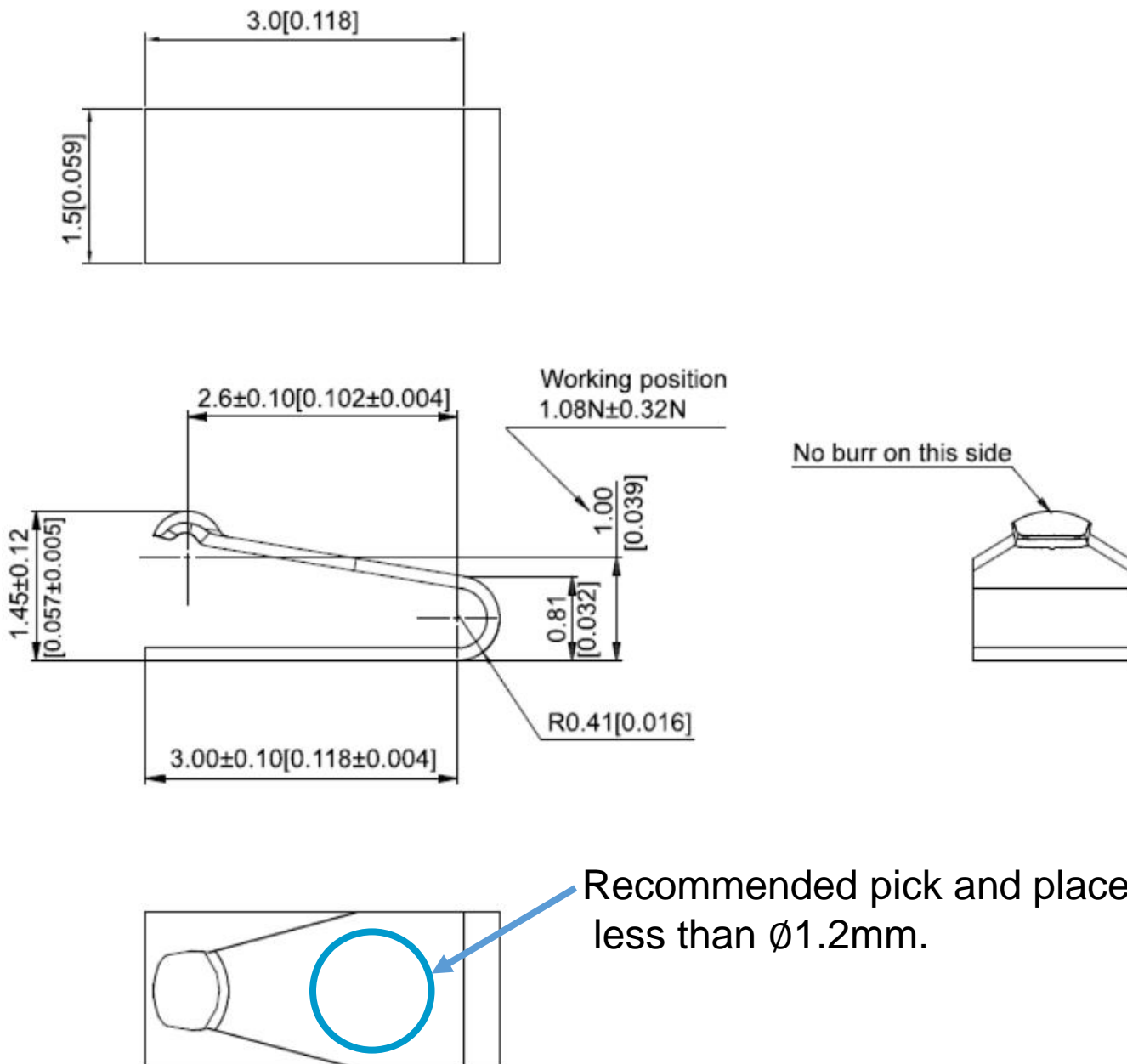
This document contains confidential and proprietary information of Pulse Electronics, Inc. (Pulse) and is protected by copyright, trade secret and other state and federal laws. Its receipt or possession does not convey any rights to reproduce, disclose its contents, or to manufacture, use or sell anything it may describe. Reproduction, disclosure or use without specific written authorization of Pulse is strictly forbidden.

Description: 1.0mm C-Clip for RF contacts

Series: Contact clip

PART NUMBER: W9908

MECHANICAL DRAWING



Issue: 1941

In the effort to improve our products, we reserve the right to make changes judged to be necessary.

CONFIDENTIAL AND PROPRIETARY INFORMATION

This document contains confidential and proprietary information of Pulse Electronics, Inc. (Pulse) and is protected by copyright, trade secret and other state and federal laws. Its receipt or possession does not convey any rights to reproduce, disclose its contents, or to manufacture, use or sell anything it may describe. Reproduction, disclosure or use without specific written authorization of Pulse is strictly forbidden.

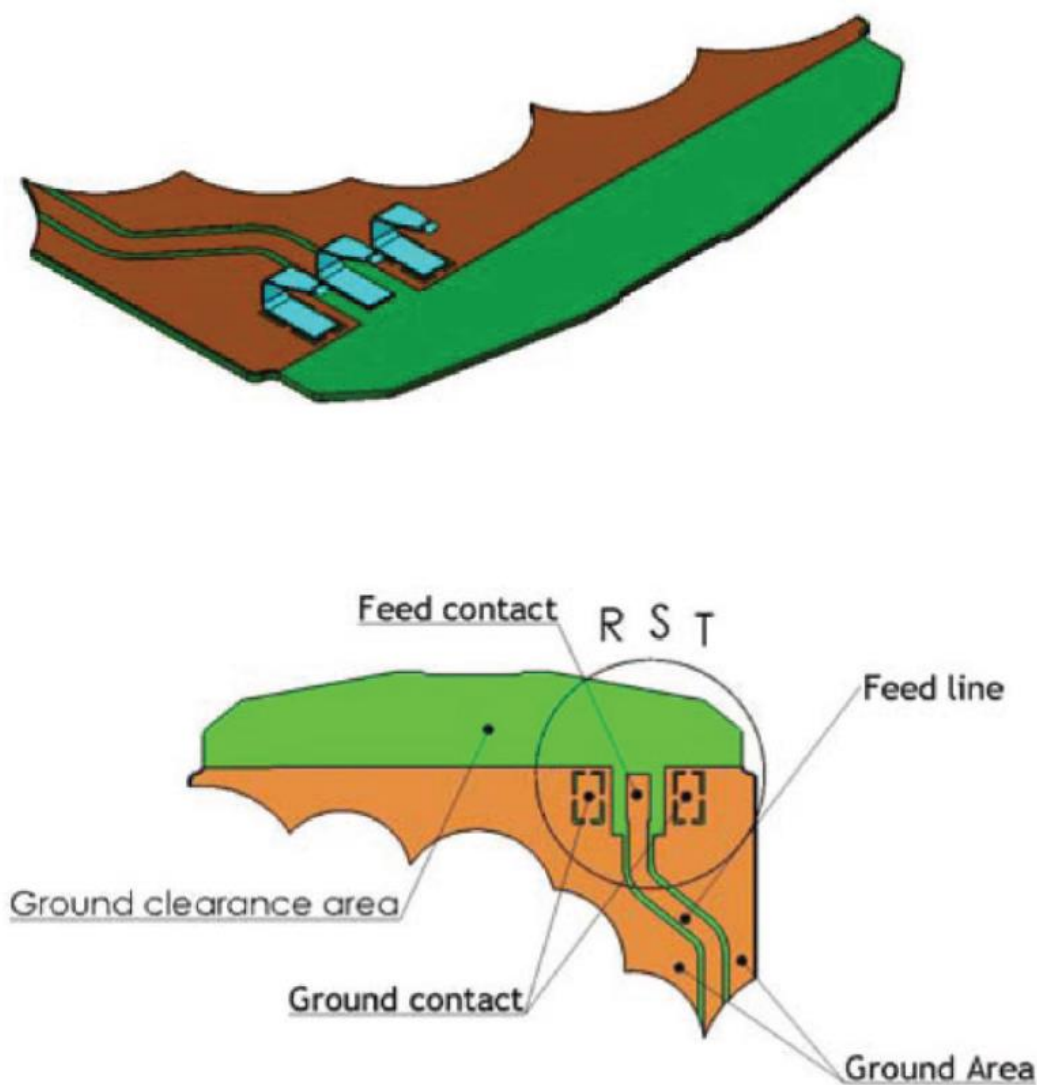
Description: 1.0mm C-Clip for RF contacts

Series: Contact clip

PART NUMBER: W9908

OTHER SPECIFICATIONS

1.PWB Layouts:



Issue: 1941

In the effort to improve our products, we reserve the right to make changes judged to be necessary.

CONFIDENTIAL AND PROPRIETARY INFORMATION

This document contains confidential and proprietary information of Pulse Electronics, Inc. (Pulse) and is protected by copyright, trade secret and other state and federal laws. Its receipt or possession does not convey any rights to reproduce, disclose its contents, or to manufacture, use or sell anything it may describe. Reproduction, disclosure or use without specific written authorization of Pulse is strictly forbidden.

Description: 1.0mm C-Clip for RF contacts

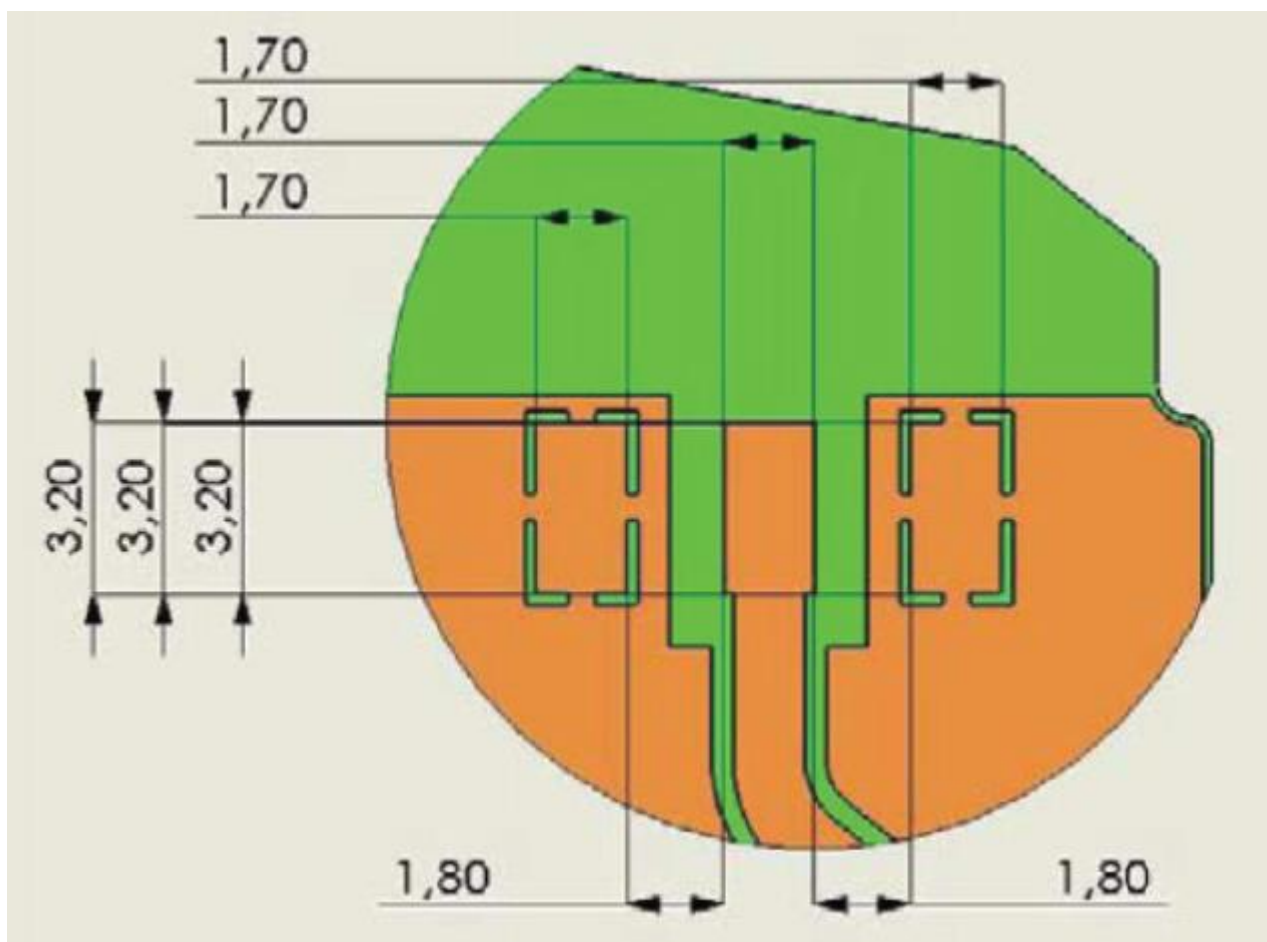
Series: Contact clip

PART NUMBER: W9908

OTHER SPECIFICATIONS

2.PWB Footprint Dimensions and C-Clip Position for W9908

Pad dimensions:



Issue: 1941

In the effort to improve our products, we reserve the right to make changes judged to be necessary.

CONFIDENTIAL AND PROPRIETARY INFORMATION

This document contains confidential and proprietary information of Pulse Electronics, Inc. (Pulse) and is protected by copyright, trade secret and other state and federal laws. Its receipt or possession does not convey any rights to reproduce, disclose its contents, or to manufacture, use or sell anything it may describe. Reproduction, disclosure or use without specific written authorization of Pulse is strictly forbidden.

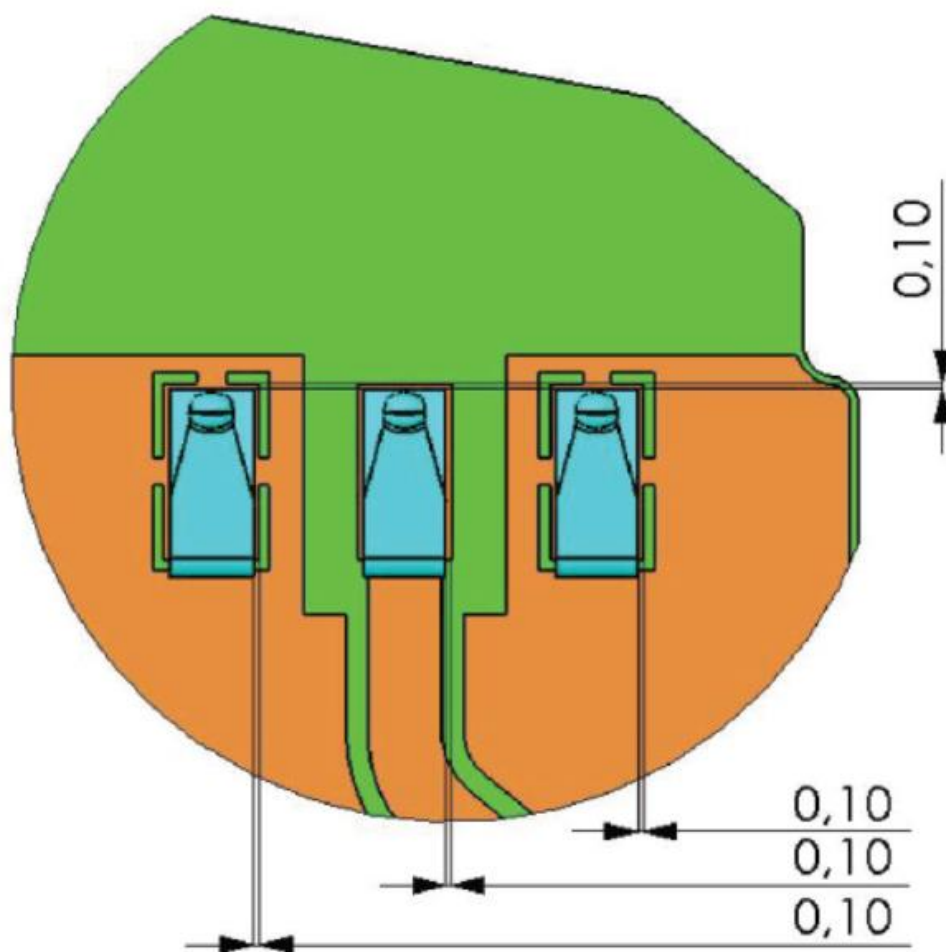
Description: 1.0mm C-Clip for RF contacts

Series: Contact clip

PART NUMBER: W9908

OTHER SPECIFICATIONS

C-clip position on PWB layout:



Issue: 1941

In the effort to improve our products, we reserve the right to make changes judged to be necessary.

CONFIDENTIAL AND PROPRIETARY INFORMATION

This document contains confidential and proprietary information of Pulse Electronics, Inc. (Pulse) and is protected by copyright, trade secret and other state and federal laws. Its receipt or possession does not convey any rights to reproduce, disclose its contents, or to manufacture, use or sell anything it may describe. Reproduction, disclosure or use without specific written authorization of Pulse is strictly forbidden.

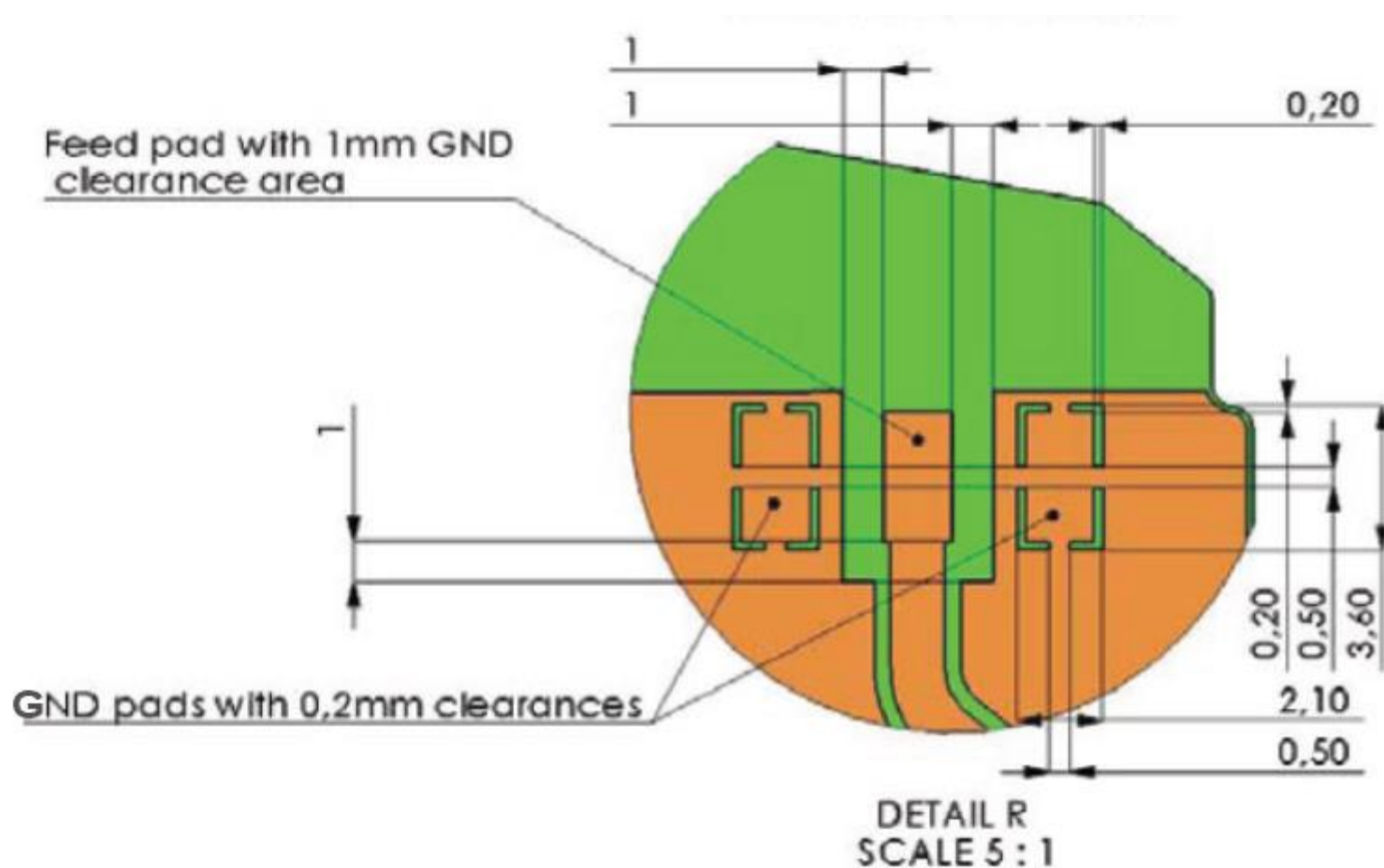
Description: 1.0mm C-Clip for RF contacts

Series: Contact clip

PART NUMBER: W9908

OTHER SPECIFICATIONS

3. Ground Clearance Area for W9908 C-Clip:



Issue: 1941

In the effort to improve our products, we reserve the right to make changes judged to be necessary.

CONFIDENTIAL AND PROPRIETARY INFORMATION

This document contains confidential and proprietary information of Pulse Electronics, Inc. (Pulse) and is protected by copyright, trade secret and other state and federal laws. Its receipt or possession does not convey any rights to reproduce, disclose its contents, or to manufacture, use or sell anything it may describe. Reproduction, disclosure or use without specific written authorization of Pulse is strictly forbidden.

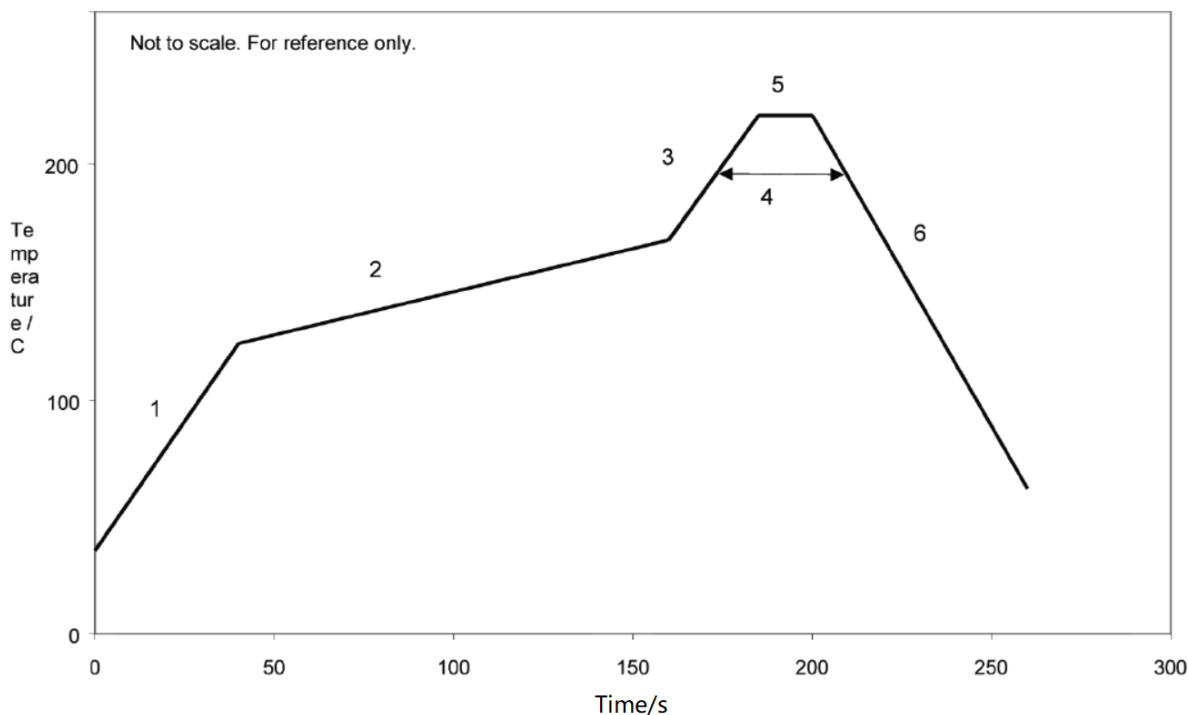
Description: 1.0mm C-Clip for RF contacts
Series: Contact clip
PART NUMBER: W9908
Recommendation for reflow soldering process

Printing stencil thickness 0.15 to 0.25 mm is recommended for the solder paste.

The maximum soldering temperature should not exceed 260° C.

The temperature profile recommendations for reflow solder process are presented in Figure 1 & 2. The reflow profile presented in Figure 2 describes maximum reflow temperatures.

	Method of heat transfer	Controlled hot air convection
1	Average temperature gradient in preheating	2.5°C/s
2	Soak time	2-3 minutes
3	Max temperature gradient in reflow	3°C/s
4	Time above 217°C	Max 30 sec
5	Peak temperature in reflow	230°C for 10 seconds
6	Temperature gradient in cooling	Max -5°C/s


Issue:

In the effort to improve our products, we reserve the right to make changes judged to be necessary.

CONFIDENTIAL AND PROPRIETARY INFORMATION

This document contains confidential and proprietary information of Pulse Electronics, Inc. (Pulse) and is protected by copyright, trade secret and other state and federal laws. Its receipt or possession does not convey any rights to reproduce, disclose its contents, or to manufacture, use or sell anything it may describe. Reproduction, disclosure or use without specific written authorization of Pulse is strictly forbidden.

Description: 1.0mm C-Clip for RF contacts

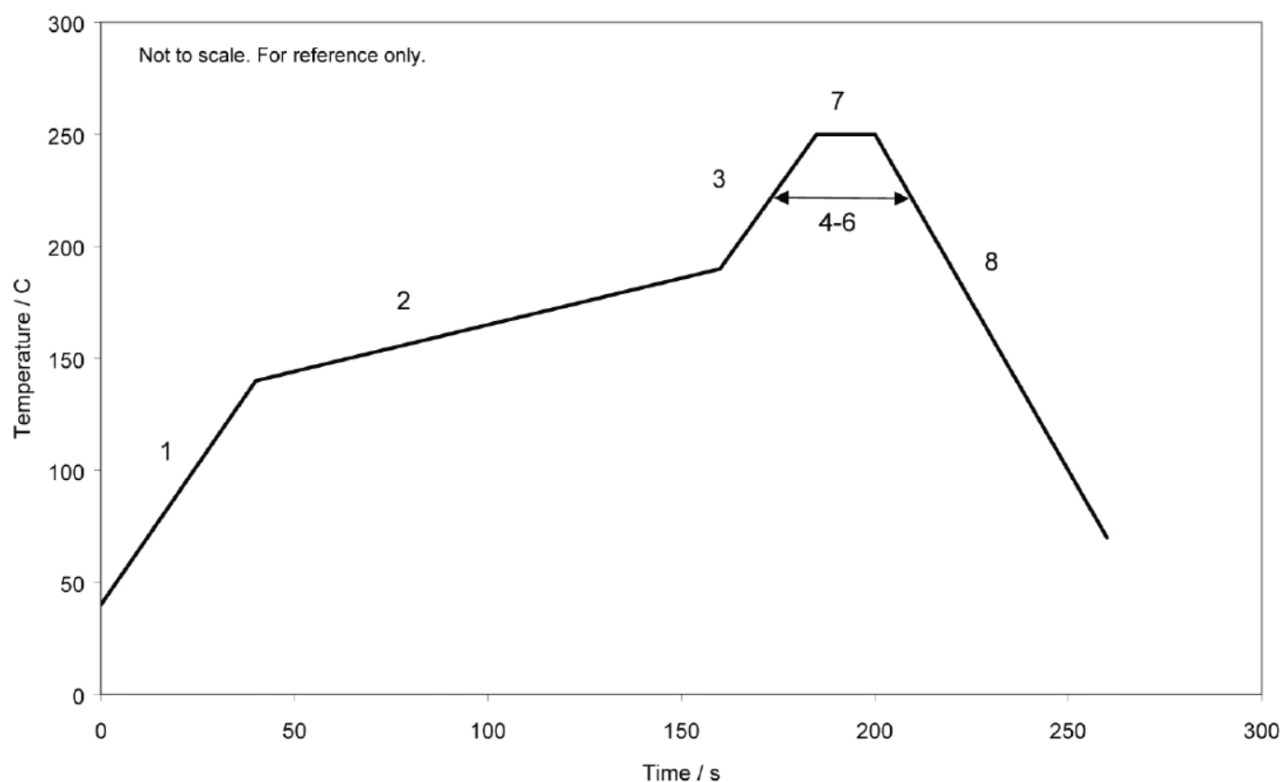
Series: Contact clip

PART NUMBER: W9908

Recommendation for reflow soldering process

Figure 2 – Maximum temperature profile recommendation for reflow soldering process

	Method of heat transfer	Controlled hot air convection
1	Average temperature gradient in preheating	2.5°C/s
2	Soak time	2-3 minutes
3	Max temperature gradient in reflow	3°C/s
4	Time above 217°C	Max 60 sec
5	Time above 230°C	Max 50 sec
6	Time above 250°C	Max 10 sec
7	Peak temperature in reflow	260°C for 5 seconds
8	Temperature gradient in cooling	Max -5°C/s



Issue: 1941

In the effort to improve our products, we reserve the right to make changes judged to be necessary.

CONFIDENTIAL AND PROPRIETARY INFORMATION

This document contains confidential and proprietary information of Pulse Electronics, Inc. (Pulse) and is protected by copyright, trade secret and other state and federal laws. Its receipt or possession does not convey any rights to reproduce, disclose its contents, or to manufacture, use or sell anything it may describe. Reproduction, disclosure or use without specific written authorization of Pulse is strictly forbidden.

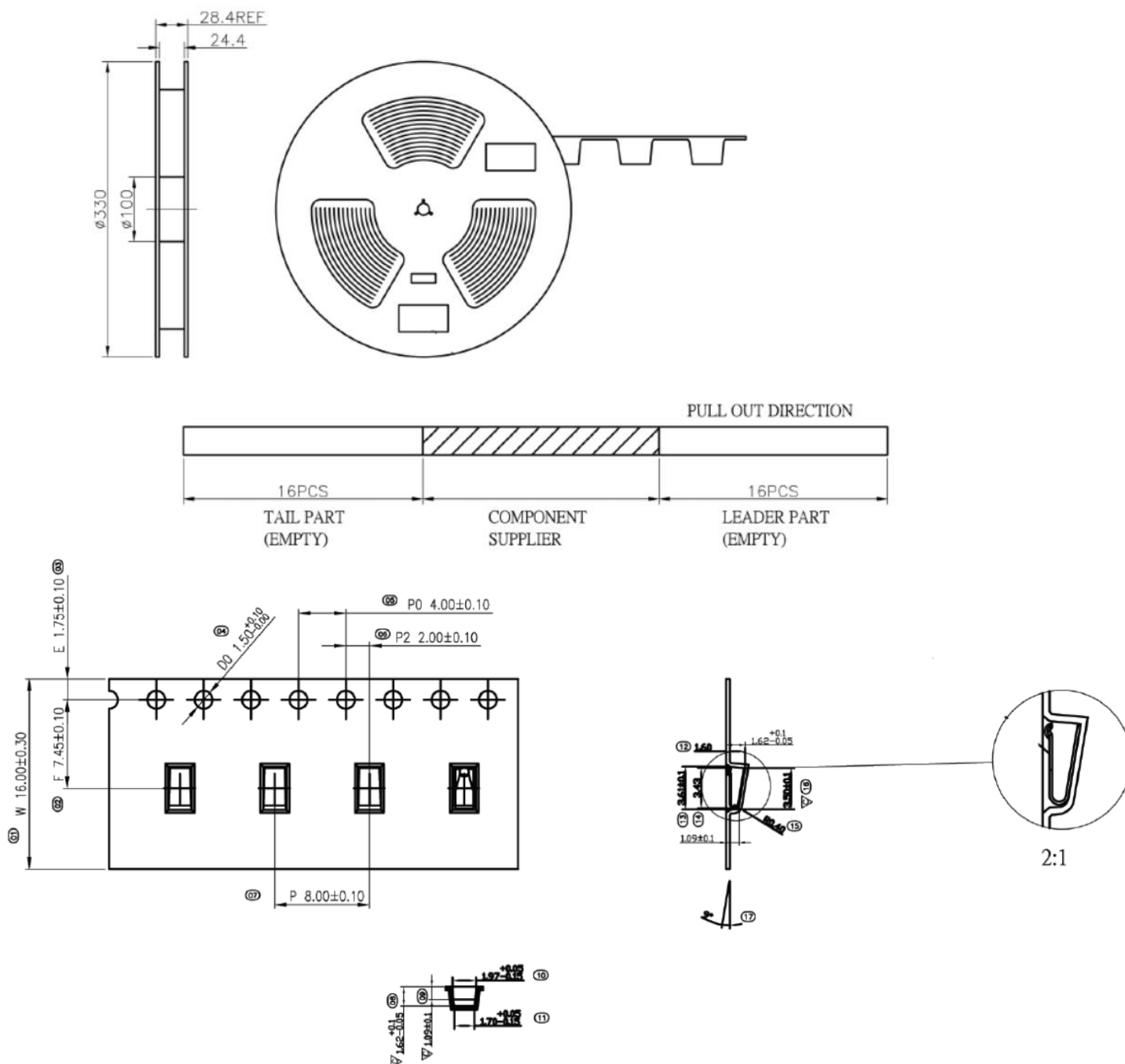
Description: 1.0mm C-Clip for RF contacts

Series: Contact clip

PART NUMBER: W9908

PACKAGING

Tape & reel. Packaging unit: 2,500 pcs per reel, 1,5000 pcs per box.



Issue: 1941

In the effort to improve our products, we reserve the right to make changes judged to be necessary.

CONFIDENTIAL AND PROPRIETARY INFORMATION

This document contains confidential and proprietary information of Pulse Electronics, Inc. (Pulse) and is protected by copyright, trade secret and other state and federal laws. Its receipt or possession does not convey any rights to reproduce, disclose its contents, or to manufacture, use or sell anything it may describe. Reproduction, disclosure or use without specific written authorization of Pulse is strictly forbidden.