

ZFKDSA 2,5-6,08 R-EX - PCB terminal block



1732153

<https://www.phoenixcontact.com/us/products/1732153>

Please be informed that the data shown in this PDF document is generated from our online catalog. Please find the complete data in the user documentation. Our general terms of use for downloads are valid.



Printed circuit board terminal, nominal current: 22 A, nominal cross section: 2.5 mm², number of potentials: 1, number of rows: 1, number of positions per row: 1, product range: ZFKDS(A) 2,5-EX, pitch: 5.08 mm, connection method: Spring-cage connection, mounting: Wave soldering, conductor/PCB connection direction: 45 °, color: green, Pin layout: Linear pinning, Solder pin [P]: 3.5 mm, number of solder pins per potential: 2, type of packaging: packed in cardboard

Your advantages

- Defined contact force ensures that contact remains stable over the long term
- Clamping space opened by means of fixed screwdriver enables convenient conductor connection
- Angled connection enables multi-row arrangement on the PCB
- Satisfies the more stringent safety requirements of "Ex eb" protection according to IEC 60079-7 for potentially explosive areas
- The latching on the side enables various numbers of positions to be combined
- Two solder pins reduce the mechanical strain on the soldering spots

Commercial data

Item number	1732153
Packing unit	50 pc
Minimum order quantity	50 pc
Note	Made to order (non-returnable)
Sales key	AA13
Product key	AAMMAA
Catalog page	Page 161 (C-1-2013)
GTIN	4046356280693
Weight per piece (including packing)	1.664 g
Weight per piece (excluding packing)	1.662 g
Customs tariff number	85369010
Country of origin	PL

ZFKDSA 2,5-6,08 R-EX - PCB terminal block



1732153

<https://www.phoenixcontact.com/us/products/1732153>

Technical data

Product properties

Product type	Printed circuit board terminal
Product family	ZFKDS(A) 2,5-EX
Product line	COMBICON Terminals M
Number of positions	1
Pitch	5.08 mm
Number of connections	1
Number of rows	1
Number of potentials	1
Pin layout	Linear pinning
Solder pins per potential	2

Electrical properties

Properties

Nominal current I_N	22 A
Nominal voltage U_N	137 V
Rated current / conductor cross section	22 A/2.5 mm ²

Ex data

Ex approval

Identification	0344 ^{Ex} II 2GD / Ex eb IIC Gb
EU-type examination certificate	DEKRA 22ATEX0001U
IECEx certificate	IECEx DEK 22.0001U

Connection data

Connection technology

Nominal cross section	2.5 mm ²
-----------------------	---------------------

Conductor connection

Connection method	Spring-cage connection
Conductor cross section rigid	0.2 mm ² ... 4 mm ²
Conductor cross section flexible	0.2 mm ² ... 2.5 mm ²
Stripping length	7 mm

Mounting

Mounting type	Wave soldering
Pin layout	Linear pinning

Material specifications

Material data - contact

ZFKDSA 2,5-6,08 R-EX - PCB terminal block



1732153

<https://www.phoenixcontact.com/us/products/1732153>

Note	WEEE/RoHS-compliant, free of whiskers according to IEC 60068-2-82/JEDEC JESD 201
Contact material	Cu alloy
Surface characteristics	Tin-plated
Metal surface terminal point (top layer)	Tin (10 - 16 µm Sn)
Metal surface soldering area (top layer)	Tin (10 - 16 µm Sn)

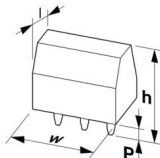
Material data - housing

Color (Housing)	green (6021)
Insulating material	PA
Insulating material group	I
CTI according to IEC 60112	600
Flammability rating according to UL 94	V0
Glow wire flammability index GWFI according to EN 60695-2-12	850
Glow wire ignition temperature GWIT according to EN 60695-2-13	775
Temperature for the ball pressure test according to EN 60695-10-2	125 °C

Material data – actuating element

Color (Actuating element)	green (6021)
---------------------------	--------------

Dimensions

Dimensional drawing	
Pitch	5.08 mm
Width [w]	6.08 mm
Height [h]	17.7 mm
Length [l]	16.85 mm
Installed height	14.2 mm
Solder pin length [P]	3.5 mm
Pin dimensions	0.8 x 0.8 mm

PCB design

Hole diameter	1.3 mm
---------------	--------

Environmental and real-life conditions

Ambient conditions

Ambient temperature (operation)	-50 °C ... 110 °C
Ambient temperature (storage/transport)	-40 °C ... 70 °C
Relative humidity (storage/transport)	30 % ... 70 %
Ambient temperature (assembly)	-5 °C ... 100 °C

ZFKDSA 2,5-6,08 R-EX - PCB terminal block



1732153

<https://www.phoenixcontact.com/us/products/1732153>

Packaging specifications

Type of packaging	packed in cardboard
-------------------	---------------------

ZFKDSA 2,5-6,08 R-EX - PCB terminal block





1732153


<https://www.phoenixcontact.com/us/products/1732153>

Approvals

To download certificates, visit the product detail page: <https://www.phoenixcontact.com/us/products/1732153>

 IECEx Approval ID: IECEx DEK 22.0001U				
	Nominal voltage U_N	Nominal current I_N	Cross section AWG	Cross section mm^2
	137 V	22 A	-	0.2 - 4
with pitch spacer	275 V	22 A	-	0.2 - 4

 ATEX Approval ID: PTB 06 ATEX 1073 U				
	Nominal voltage U_N	Nominal current I_N	Cross section AWG	Cross section mm^2
	137 V	22 A	-	0.2 - 4
with pitch spacer	275 V	22 A	-	0.2 - 4

 ATEX Approval ID: DEKRA 22ATEX0001U				
	Nominal voltage U_N	Nominal current I_N	Cross section AWG	Cross section mm^2
	137 V	22 A	-	0.2 - 4
with pitch spacer	275 V	22 A	-	0.2 - 4

ZFKDSA 2,5-6,08 R-EX - PCB terminal block



1732153

<https://www.phoenixcontact.com/us/products/1732153>

Classifications

ECLASS

ECLASS-13.0	27460101
-------------	----------

ETIM

ETIM 9.0	EC002643
----------	----------

UNSPSC

UNSPSC 21.0	39121400
-------------	----------

ZFKDSA 2,5-6,08 R-EX - PCB terminal block



1732153

<https://www.phoenixcontact.com/us/products/1732153>

Environmental product compliance

EU RoHS	
Fulfills EU RoHS substance requirements	Yes, No exemptions
China RoHS	
Environment friendly use period (EFUP)	EFUP-E
	No hazardous substances above the limits
EU REACH SVHC	
REACH candidate substance (CAS No.)	No substance above 0.1 wt%
EF3.0 Climate Change	
CO2e kg	0.019 kg CO2e

Phoenix Contact 2025 © - all rights reserved
<https://www.phoenixcontact.com>

Phoenix Contact USA
586 Fulling Mill Road
Middletown, PA 17057, United States
(+717) 944-1300
info@phoenixcon.com