

Customer Information Sheet

DRAWING No.: M80-842XXXX

IF IN DOUBT - ASK

©

NOT TO SCALE

THIRD ANGLE PROJECTION

ALL DIMENSIONS IN mm

ORDER CODE:

M80-842XXXX

TOTAL No. OF WAYS

02-07, ~~+7~~, ~~22~~

FINISH

- 22 - SELECTIVE GOLD + TIN/LEAD
- 45 - GOLD
- 42 - SELECTIVE GOLD / 100% TIN

NOTES:

1. 2-OFF STRAIN RELIEF STRAP M80-0030006 ARE INCLUDED WITH EACH CONNECTOR.

SPECIFICATIONS:

MATERIAL:

- MOULDING = GLASS-FILLED PPS UL94V-0, BLACK
- CONTACTS = PHOSPHOR BRONZE
- LATCHES = BERYLLIUM COPPER

FINISH:

CONTACTS (ALL OVER NICKEL):

- 22 = 0.75µm GOLD ON CONTACT AREA, 3µm 90/10 TIN/LEAD ON TAILS
- 45 = 0.75µm GOLD
- 42 = 0.75µm GOLD ON CONTACT AREA, 3.0µm 100% TIN ON TAILS
- LATCHES = 1.25µm NICKEL

ELECTRICAL:

- CURRENT RATING AT 25°C = 3.0A MAX
- CURRENT RATING AT 85°C = 2.2A MAX
- WORKING VOLTAGE = 800V AC/DC
- VOLTAGE PROOF = 1200V AC/DC
- CONTACT RESISTANCE (INITIAL) = 20 mΩ MAX
- CONTACT RESISTANCE (AFTER CONDITIONING) = 25 mΩ MAX
- INSULATION RESISTANCE (INITIAL) = 1,000 MΩ MIN
- INSULATION RESISTANCE (AFTER CONDITIONING) = 100 MΩ MIN

MECHANICAL:

DURABILITY = 500 OPERATIONS

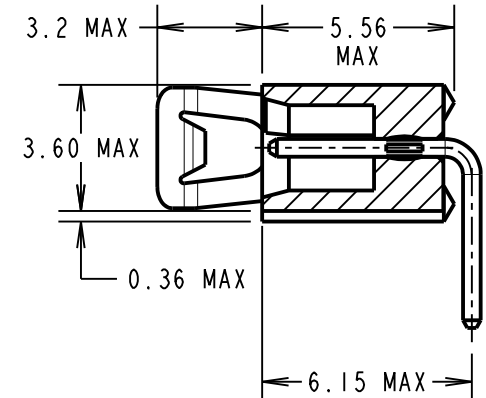
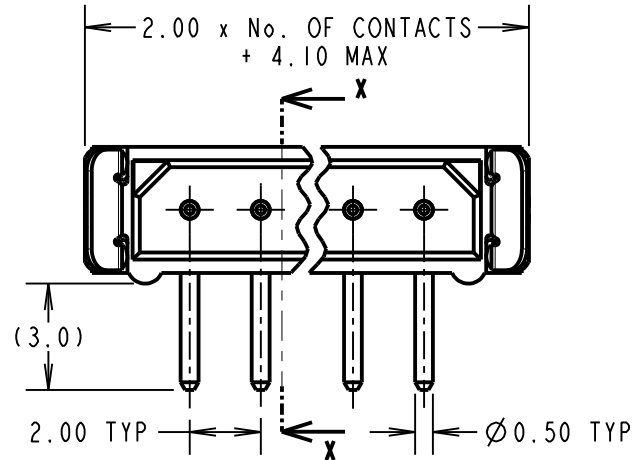
ENVIRONMENTAL:

TEMPERATURE RANGE = -55°C TO +125°C

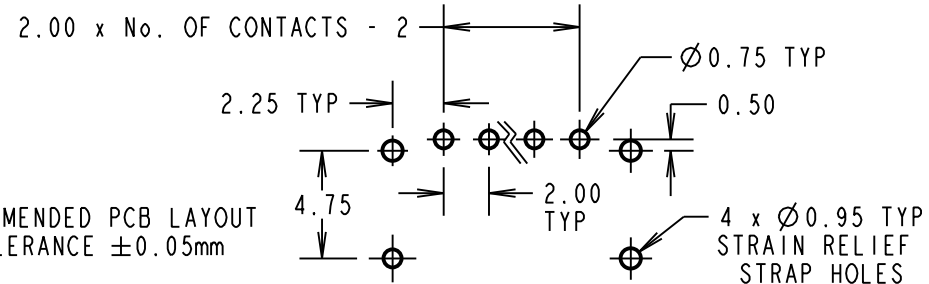
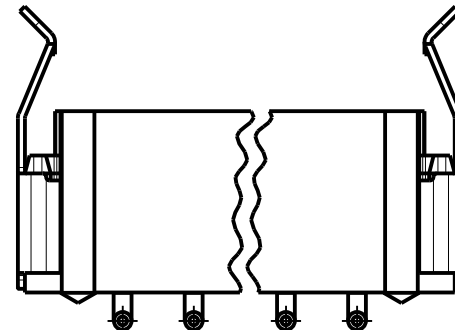
PACKING:

TUBE

FOR COMPLETE SPECIFICATION, SEE COMPONENT SPECIFICATION C005XX (LATEST ISSUE)



SECTION X-X



RECOMMENDED PCB LAYOUT TOLERANCE ±0.05mm

OBSOLETE
Pin counts 17 and 22
Last Time Buy 21-Aug-2020

MGP	7	01.12.21	31135
NAME	ISS.	DATE	CN/CO
APPROVED: MGP			
CHECKED: RTP			
DRAWN: W J BOURNE			
CUSTOMER REF.:			
ASSEMBLY DRG:			

HARWIN

www.harwin.com
technical@harwin.com

THIS DRAWING AND ANY INFORMATION OR DESCRIPTIVE MATTER SET OUT HEREON ARE CONFIDENTIAL AND COPYRIGHT PROPERTY OF THE HARWIN GROUP AND MUST NOT BE DISCLOSED, LOANED, COPIED OR USED FOR MANUFACTURING, TENDERING OR FOR ANY OTHER PURPOSE WITHOUT THEIR WRITTEN PERMISSION.

TOLERANCES
X. = ±1mm
X.X = ±0.50mm
X.XX = ±0.20mm
X.XXX = ±0.01mm
ANGLES = ±5°
UNLESS STATED

MATERIAL:
SEE ABOVE
FINISH:
S/AREA: mm²

TITLE: DATAMATE 2mm PITCH HORIZONTAL PC TAIL SIL PLUG ASSEMBLY - LATCHED (RoHS)
DRAWING NUMBER: **M80-842XXXX**
SHT 2 OF 2