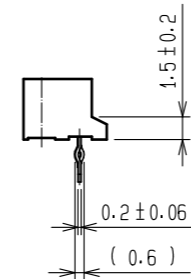
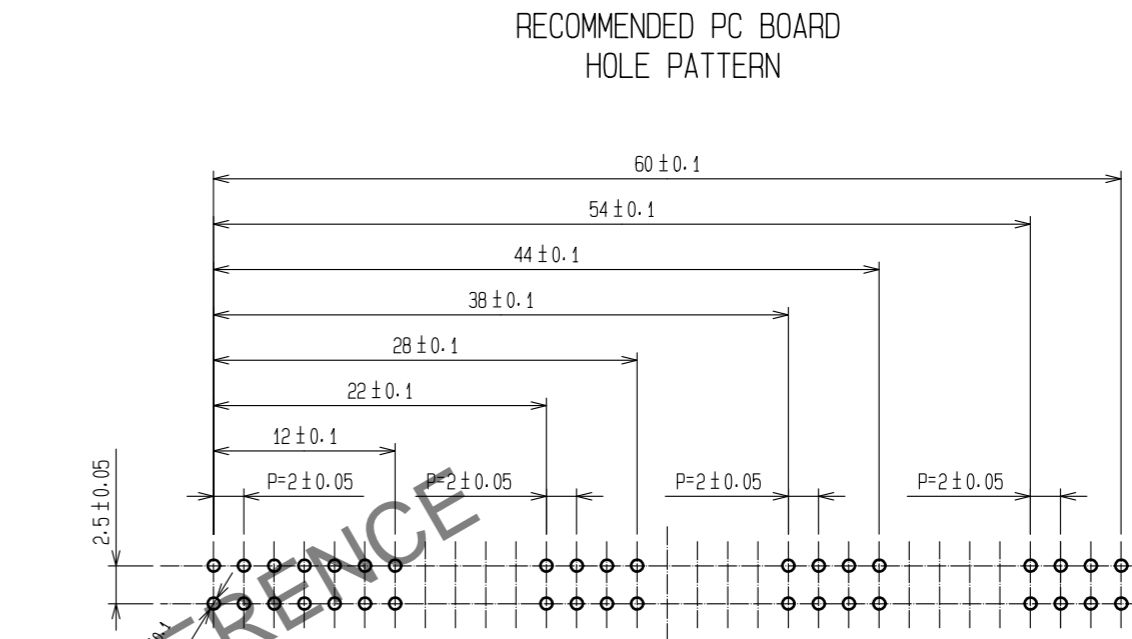
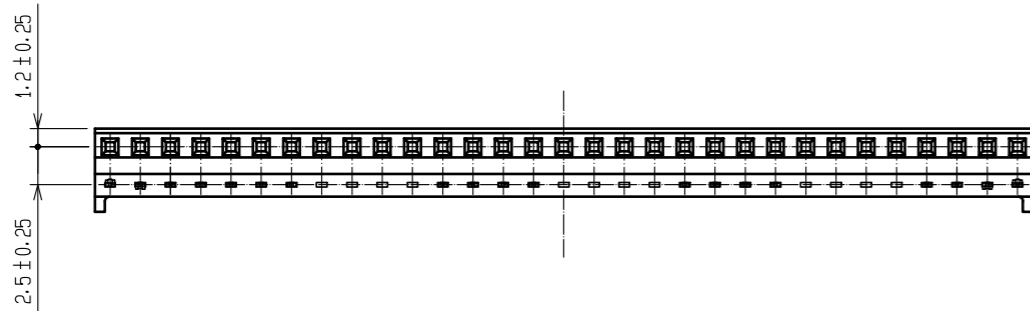
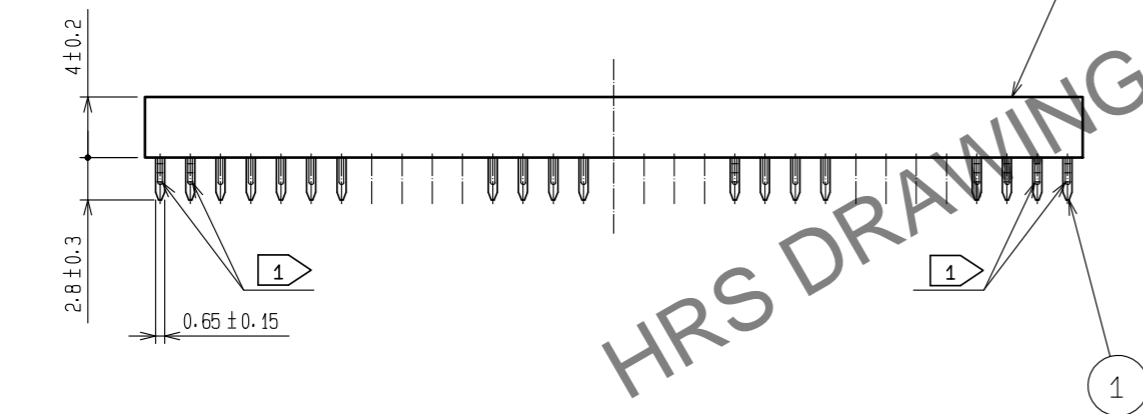
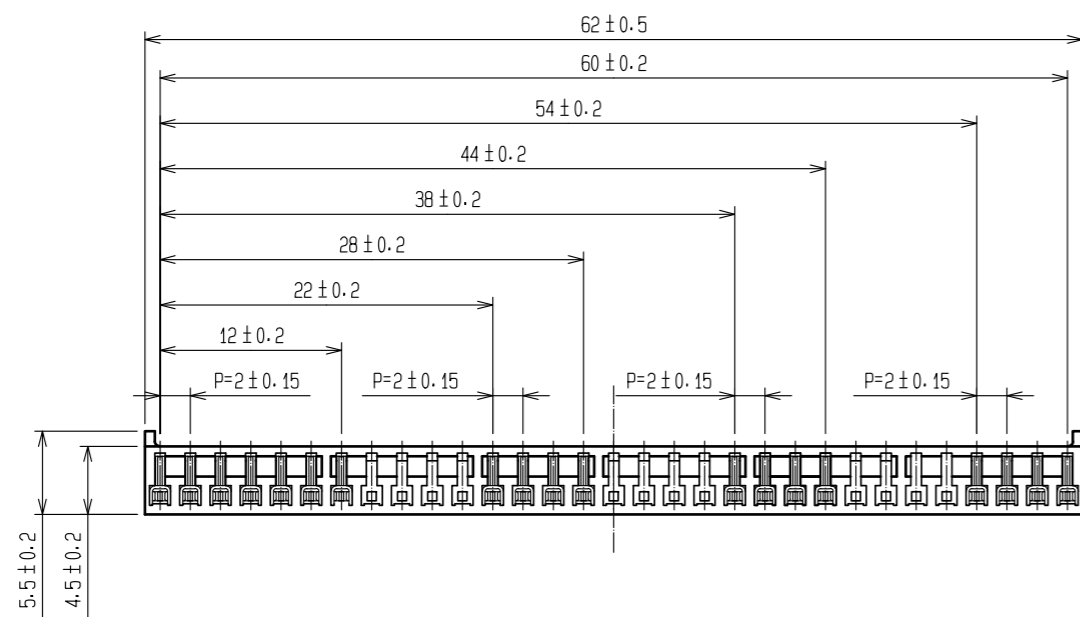


Apr.1.2026 Copyright 2026 HIROSE ELECTRIC CO., LTD. All Rights Reserved.  
 In case of consideration for using Automotive equipment / device which demand high reliability, kindly contact our sales window correspondents.



HRS DRAWING FOR REFERENCE

- NOTES
- 1 KINK SHOULD BE GIVEN ON 2 BOTH EDGE SIDE PINS ALTERNATELY.
  - 2 CONTACT AREA: GOLD PLATED (0.1μm min)  
 LEAD AREA: TIN PLATED (REFLOW FINISHED) 1μm min  
 UNDER PLATING: NICKEL 0.5μm min

1	PHOSPHOR BRONZE	2	POLYAMIDE	BLACK, UL94V-0				
NO.	MATERIAL	FINISH, REMARKS	NO.	MATERIAL	FINISH, REMARKS			
TOLERANCES SEE TABLE FOR SPECIFIED, UNLESS OTHERWISE		UNITS mm	ANGULAR	COUNT	DESCRIPTION OF REVISIONS	DESIGNED	CHECKED	DATE
OVER	TO	TOLERANCE	SCALE ? : 1	APPROVED : WR. FUKUCHI	17.12.01	DRAWING NO. EDC-071907-78-00		
6	18	±0.3	ANGULAR ±1°	CHECKED : TS. MIYAZAKI	17.12.01	PART NO. DF10-31S-2DSA(78)		
18	50	±0.5	<b>HRS</b> HIROSE ELECTRIC CO., LTD.	DESIGNED : SH. HOSODA	17.12.01	CODE NO. CL545-0022-5-78		
50	125	±1		DRAWN : KT. KUSAKA	17.12.01	1/1		
ASSEMBLY DRAWING								