

# FWX 14 x 51 mm Ferrule High speed fuse links

**Catalogue symbol**

- FWX-(amps)A14F (1 to 50 A)

**Description**

Ferrule high speed fuse links.

**Technical data**

- Rated voltage:
  - 250 V a.c. (UL, all ratings)
  - 250 V d.c. (UL, 5 - 50 A only)
- Rated current: 1 - 50 A
- Breaking capacity:
  - 200 kA RMS Sym (UL, all ratings)
  - 50 kA at 250 V d.c. (UL, 5-30 A only)
- Operating class: aR

**Agency information**

- CE
- UL Recognised
- CSA component acceptance: 5 - 30 A

**Features and benefits**

- Excellent cycling capability and DC performance
- Low arc voltage and low energy let-through ( $I^2t$ )
- Low watts loss in a compact size
- Used with finger-safe holders/blocks

**Typical applications**

- DC common bus
- DC drives
- Power converters/rectifiers
- Reduced voltage starters

**Carton quantity**

- 10 per carton

**Carton weight**

- 0.225 (kg)

Size	Catalogue numbers (amps)
14 x 51mm ( $\frac{9}{16}$ " x 2")	FWX-1A14F
	FWX-2A14F
	FWX-3A14F
	FWX-4A14F
	FWX-5A14F
	FWX-10A14F
	FWX-15A14F
	FWX-20A14F
	FWX-25A14F
	FWX-30A14F
	FWX-50A14F

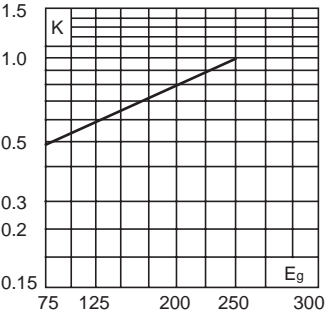


Powering Business Worldwide

Electrical characteristics

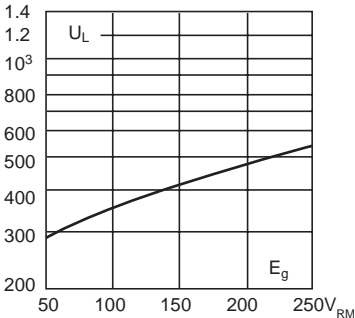
Total clearing I²t

The total clearing I²t at rated voltage and at a power factor of 15 percent are given in the electrical characteristics. For other voltages, the clearing I²t is found by multiplying by correction factor, K, given as a function of applied working voltage, E<sub>g</sub>, (RMS).



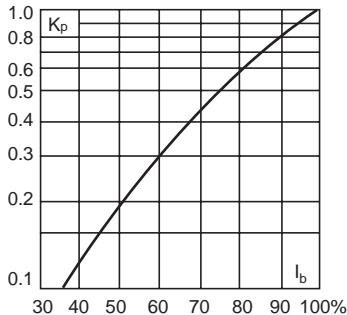
Arc voltage

This curve gives the peak arc voltage, U<sub>L</sub>, which may appear across the fuse during its operation as a function of the applied working voltage, E<sub>g</sub>, (RMS) at a power factor of 15 percent.



Watts losses

Watts loss at rated current is given in the electrical characteristics. The curve allows the calculation of the watts losses at load currents lower than the rated current. The correction factor, K<sub>p</sub>, is given as a function of the RMS load current, I<sub>b</sub>, in percent of the rated current.

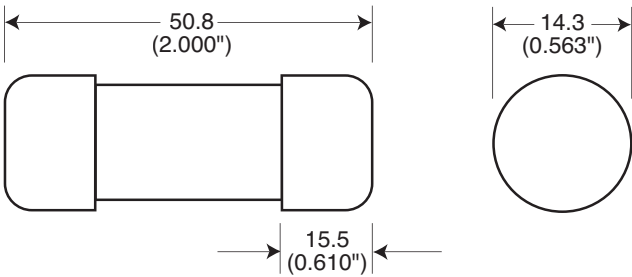


Technical data

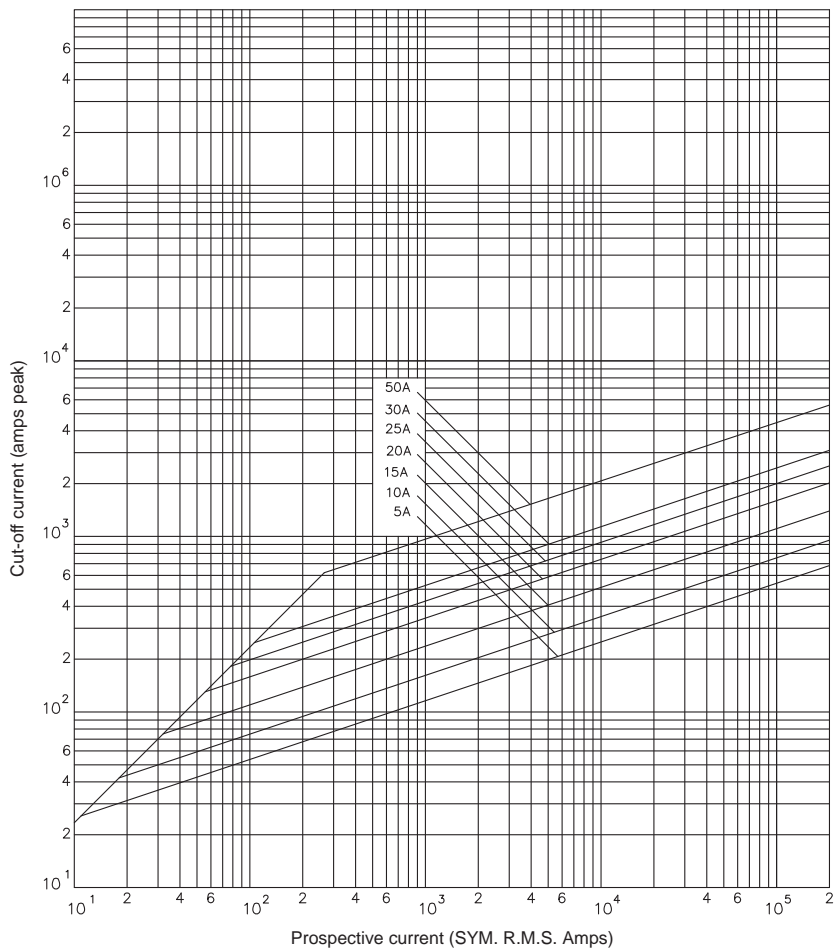
Catalogue numbers	Rated voltage V a.c. / V d.c.	Rated current RMS- Amps	I²t (A² Sec)		
			Pre-arc	Clearing at 250 V	Watts loss**
FWX-1A14F	250 V a.c. (UL)	1	0.03	0.4	5.7
FWX-2A14F		2	0.08	0.1	8.6
FWX-3A14F		3	0.11	0.26	2.8
FWX-4A14F		4	0.1	0.23	3
FWX-5A14F	250 V a.c. / V d.c. (UL)	5	1.6	13	1.3
FWX-10A14F		10	3.6	24	3.4
FWX-15A14F		15	14	83	3.8
FWX-20A14F		20	33	200	4.6
FWX-25A14F		25	58	300	5.3
FWX-30A14F		30	100	500	5.9
FWX-50A14F		50	200	1800	5.7

\*\*Watts loss provided at rated current

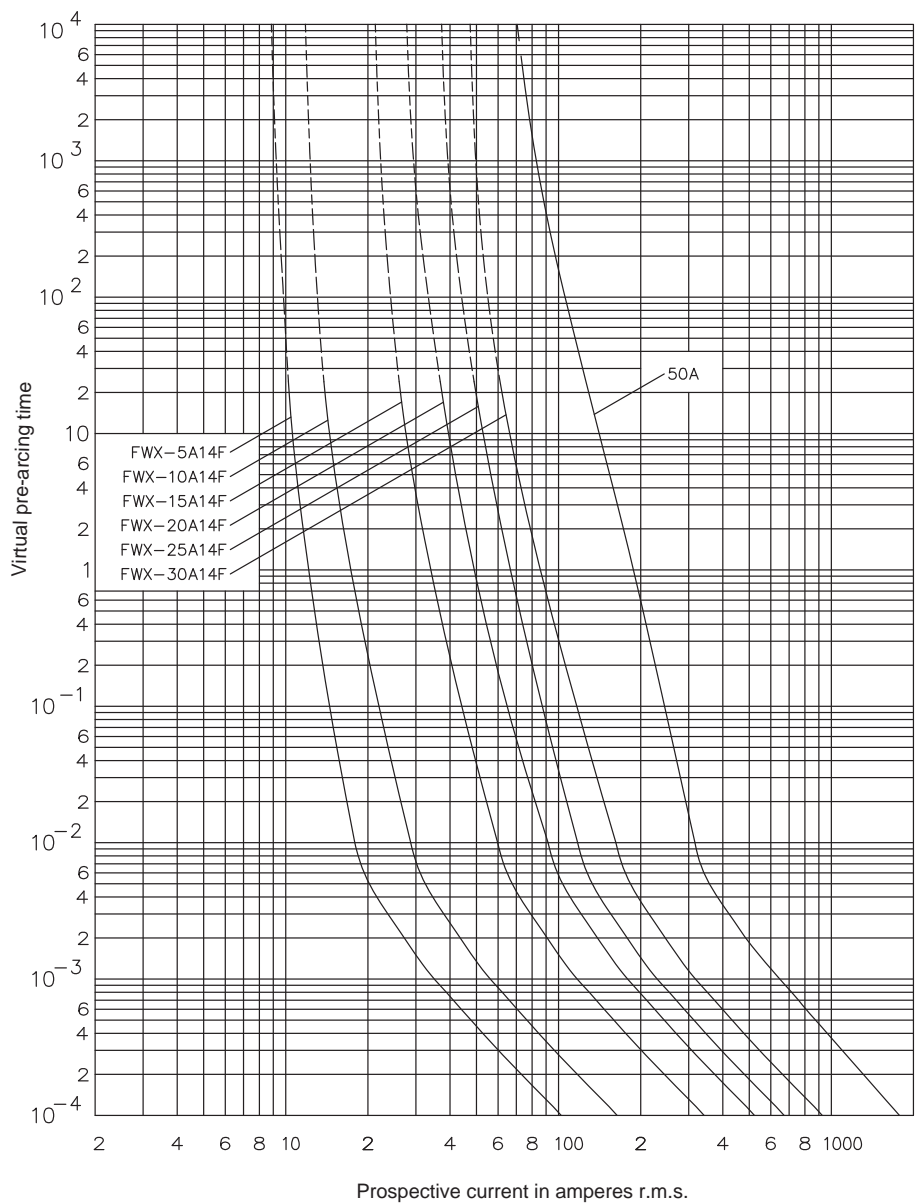
Dimensions - mm (in)



Cut-off curves



Time-current curve - nominal melt



Changes to the products, to the information contained in this document, and to prices are reserved; so are errors and omissions. Only order confirmations and technical documentation by Eaton is binding. Photos and pictures also do not warrant a specific layout or functionality. Their use in whatever form is subject to prior approval by Eaton. The same applies to Trademarks (especially Eaton, Moeller, and Cutler-Hammer). The Terms and Conditions of Eaton apply, as referenced on Eaton Internet pages and Eaton order confirmations.

**Eaton**  
EMEA Headquarters  
Route de la Longeraie 7  
1110 Morges, Switzerland  
  
Eaton Electrical Products Limited  
Melton Road  
Burton-on-the-Wolds  
Leicestershire, LE12 5TH  
United Kingdom

© 2017 Eaton  
All Rights Reserved  
PDF Only  
Publication No. 720006 / BU-MC16102  
October 2017



Eaton is a registered trademark.  
  
All other trademarks are property of their respective owners.