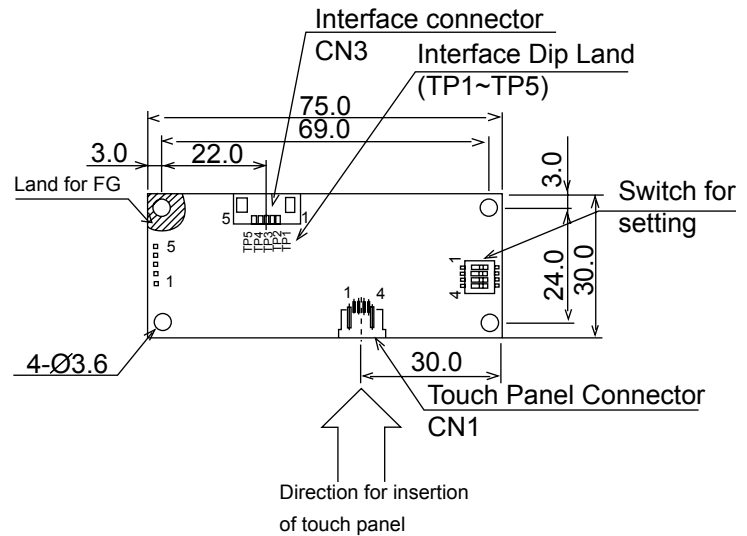



# TOUCH PANEL CONTROL BOARD 4-WIRE Serial

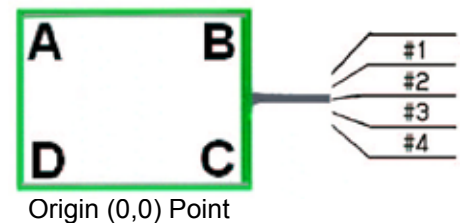
## N16B-0558-B270 Serial Interface Controller Board Quick Reference

### 4-Wire Resistive Touch Panels











#### ■ FEATURES

- High quality and reliability touch panel control board with integrated switch for selectable cable tail exit direction for FPC cable 4-wire touch panels.
- RS-232C interface for direct connection to PC or serial interfaces.
- Used to control 4-wire resistive touch panels.
- PnP or non-PnP mode selectable
- RoHS compliant



#### ■ SWITCH SETTINGS

SW1	Orientation mode selection switches	OFF		ON		OFF		ON		<table><tr><th colspan="2">Connector Pin Assignment</th></tr><tr><td>#1</td><td>Top</td></tr><tr><td>#2</td><td>Right</td></tr><tr><td>#3</td><td>Bottom</td></tr><tr><td>#4</td><td>Left</td></tr></table>	Connector Pin Assignment		#1	Top	#2	Right	#3	Bottom	#4	Left	Type A
Connector Pin Assignment																					
#1	Top																				
#2	Right																				
#3	Bottom																				
#4	Left																				
SW2	ON		OFF		OFF		ON														

SW1	Orientation mode selection switches	ON		OFF		ON		OFF		<table><tr><th colspan="2">Connector Pin Assignment</th></tr><tr><td>#1</td><td>Left</td></tr><tr><td>#2</td><td>Top</td></tr><tr><td>#3</td><td>Right</td></tr><tr><td>#4</td><td>Bottom</td></tr></table>	Connector Pin Assignment		#1	Left	#2	Top	#3	Right	#4	Bottom	Type B
Connector Pin Assignment																					
#1	Left																				
#2	Top																				
#3	Right																				
#4	Bottom																				
SW2	OFF		OFF		ON		ON														

SW3: PnP setting: SW3 ON is PnP enable, SW3 OFF is PnP disable.  
Connector Pin Assignment listed on individual panel drawings.

# Serial 4 -Wire Control Board

## ■ CONSTRUCTION

Specification Item		N16B-0558-B270 -4Wire Serial Control Board
Mechanical	Size / Weight	75mm x 30mm / 30 g
Electrical	Supply Voltage (max./min.)	Vcc 5.5V at Vss=6V / Vcc is 4.5V at Vss=0.3V
	Operating current (detect)	57 mA at Vcc = 5V and T = 25 degrees
	Sleep Mode current	16 mA at Vcc = 5V and T = 25 degree s
Environment	Operating Temperature	-5° C to +60° C
	Storage Temperature	-30° C to +70° C
	Humidity	20%RH to 85% RH at +38° C maximum wet bulb temperature

## ■ TOUCH PANEL CONNECTION CN1 (FCI: SFW4R-1STAE1-LF)

## ■ INTERFACE CONNECTION CN3 (Molex: 53398-0571)

		-B230	Host
1.	+5V (Vcc)	1+5V	+5V
2.	Transmit data	2 TXD	RXD
3.	Receive data	3 RXD	TXD
4.		4 CTS	RTS*
5.	Ground	5 Gnd	Gnd

\* optional: used for plug-n-play detection

Complete specification document is available on request for customers with whom we have an approved NDA in place.

## Fujitsu Components International Headquarter Offices

### Japan

Fujitsu Component Limited  
Gotanda-Chuo Building  
3-5, Higashigotanda 2-chome, Shinagawa-ku  
Tokyo 141, Japan  
Tel: (81-3) 5449-7010  
Fax: (81-3) 5449-2626  
Email: [promothq@ft.ed.fujitsu.com](mailto:promothq@ft.ed.fujitsu.com)  
Web: [www.fcl.fujitsu.com](http://www.fcl.fujitsu.com)

### North and South America

Fujitsu Components America, Inc.  
250 E. Caribbean Drive  
Sunnyvale, CA 94089 U.S.A.  
Tel: (1-408) 745-4900  
Fax: (1-408) 745-4970  
Email: [components@us.fujitsu.com](mailto:components@us.fujitsu.com)  
Web: <http://www.fujitsu.com/us/services/edevices/components/>

### Europe

Fujitsu Components Europe B.V.  
Diamantlaan 25  
2132 WV Hoofddorp  
Netherlands  
Tel: (31-23) 5560910  
Fax: (31-23) 5560950  
Email: [info@fceu.fujitsu.com](mailto:info@fceu.fujitsu.com)  
Web: [emea.fujitsu.com/components/](http://emea.fujitsu.com/components/)

### Asia Pacific

Fujitsu Components Asia Ltd.  
102E Pasir Panjang Road  
#01-01 Citilink Warehouse Complex  
Singapore 118529  
Tel: (65) 6375-8560  
Fax: (65) 6273-3021  
Email: [fcal@fcal.fujitsu.com](mailto:fcal@fcal.fujitsu.com)  
Web: <http://www.fujitsu.com/sg/services/micro/components/>

©2006 Fujitsu Components America, Inc. All rights reserved. All trademarks or registered trademarks are the property of their respective owners.

Fujitsu Components America or its affiliates do not warrant that the content of datasheet is error free. In a continuing effort to improve our products Fujitsu Components America, Inc. or its affiliates reserve the right to change specifications/datasheets without prior notice.  
Rev. May25/2006