

ENTRELEC
Electrical Solutions



IPX8 INSTANT CONNECTORS

IDC technology

Connection capacity: from 0.75 to 4 mm² - 18 to 12 AWG

IPX8 are the fastest, easiest and most convenient wire connectors in the industry for Indoor and outdoor installations. The IDC (Insulation Displacement Technology) allows the installer the convenience of not having to prepare the wire before installation. Simply pick the correct connector for the wire gauge selected and crimp the terminal using a standard set of pliers by pushing the button to complete the process.

Speed up your projects

Instant Connection

Save installation time and eliminate the need to pre-strip wires with insulation displacement technology (IDC).

No special tool required

All installation connectors allow for push button termination using a common pair of pliers.

Easy wire size identification

Red, yellow & blue color coded termination buttons take the guess work out of matching wire size to appropriate connector.

Easy to install

Independent connections

Easy factory or field installation using independent left and right side push button termination.

Visual control

The design includes a clear body material for visual inspection of the connection.

Easy to assemble together

Flexibility in multi-pair termination design with stacking feature.

For all your needs

Protection against water and dust

The gel inside the connectors gives an IPX8 Ingress Protection (2 hours, 1 m under water).

Large wire size range

Connection capacity from 0.75 to 4 mm² (18 to 12 AWG) and connectors with mixed cross-sections.

Large temperature range

Resist to an ambient temperature from -40°C to 75°C.
Operating temperature between -40°C and 105°C.

Downloaded from Arrow.com.

IPX8 Instant connectors

Product ordering information

INPUT*			OUTPUT*							Rated Voltage		Rated Current / Cross Section		Dimensions (mm)			
Cross Section mm²	AWG	Color	Cross Section mm²	AWG	Color	IP	Part Number		Type	IEC	UL	IEC	UL	Width	Length	Height	Packing
Single																	
2.5...4	14...12	Yellow	2.5...4	14...12	Yellow	IPX8	1SET212001R0000		ISW40-40-L	600 V	600 V	4 mm²: 20 A 2.5 mm²: 15 A 1.5 mm²: 15 A 0.75 mm²: 10 A	12 AWG: 20 A 14 AWG: 15 A 16 AWG: 15 A 18 AWG: 10 A	12.8	48	21.3	50
2.5...4	14...12	Yellow	1.5...2.5	16...14	Blue		1SET212002R0000		ISW40-25-L								50
2.5...4	14...12	Yellow	0.75...1.5	18...16	Red		1SET212003R0000		ISW40-15-L								50
1.5...2.5	16...14	Blue	0.75...1.5	18...16	Red		1SET212004R0000		ISW25-15-L								50
0.75...1.5	18...16	Red	0.75...1.5	18...16	Red		1SET212005R0000		ISW15-15-L								50

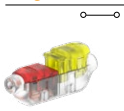

*** Wire diameter Maximum Capacity**

Color	Yellow	Blue	Red
Max. Diam (mm)	4.5	4	3.5

Flexible without ferrule (IEC V-K & UL: class 5/6)

Not allowed Flexible with insulated ferrule (IEC V-K & UL: class 5/6)

Rigid Solid (IEC V-U class 1, UL solid)

Rigid Stranded (IEC V-R class 2, UL class C)

Mounting Instructions

1

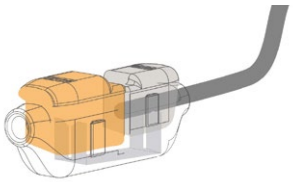

Insert the wire without stripping it

2

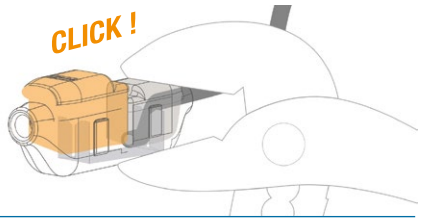

Press the button with a standard pair of pliers

3

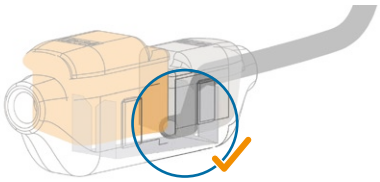

Your connection is terminated correctly

Dimensions

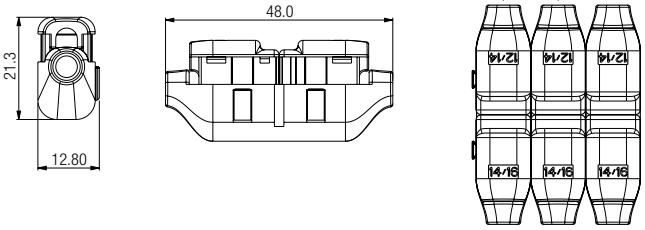

Multipole dimensions

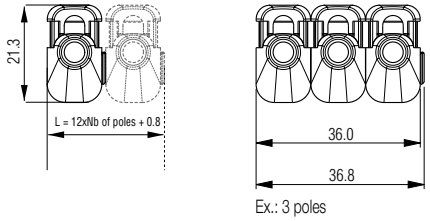

Ex.: 3 poles

Assembling instructions

1

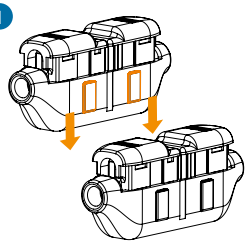

2

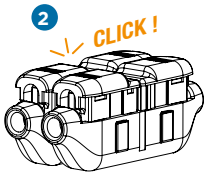

Product Compliance / Approvals

- IEC 60998-2-3
- UL 486C
- CSA C22.2 No. 188-13

te.com

ENTRELEC, TE Connectivity, TE Connectivity (logo) and Every Connection Counts are trademarks. All other logos, products and/or company names referred to herein might be trademarks of their respective owners.

All other logos, products and/or company names referred to herein might be trademarks of their respective owners.

The information given herein, including drawings, illustrations and schematics which are intended for illustration purposes only, is believed to be reliable. However, TE Connectivity makes no warranties as to its accuracy or completeness and disclaims any liability in connection with its use. TE Connectivity's obligations shall only be as set forth in TE Connectivity's Standard Terms and Conditions of Sale for this product and in no case will TE Connectivity be liable for any incidental, indirect or consequential damages arising out of the sale, resale, use or misuse of the product. Users of TE Connectivity products should make their own evaluation to determine the suitability of each such product for the specific application.

© 2021 TE Connectivity Ltd. family of companies All Rights Reserved.

TE Connectivity

3, rue Jean Perrin
69687 Chassieu cedex
France

Tel: +33 481923100

www.te.com/

6-1773983-8 **05/21**

Downloaded from Arrow.com.