

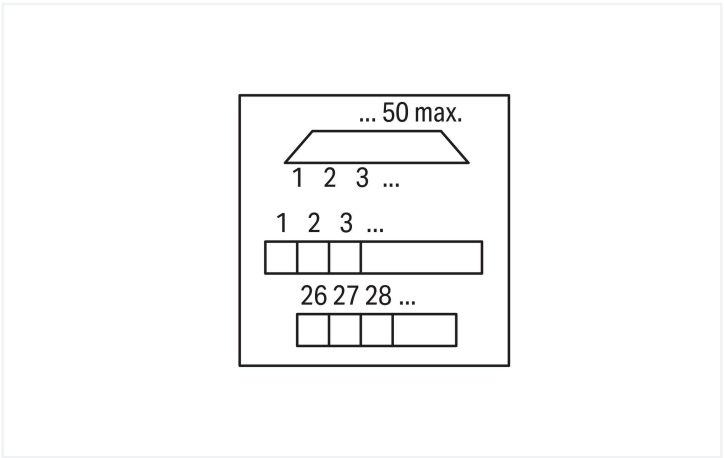
Data Sheet | Item Number: 289-458

Interface module; with solder pin; Female connector; 37-pole; Mating connector with solder connection; Vertical mounting; PCB terminal blocks, double-row; with mounting feet; 2,50 mm²

<https://www.wago.com/289-458>



Similar to illustration



Notes	
Safety Information	Notice! Live parts can be easily touched! Protection against direct contact must be provided by the equipment manufacturer, e.g., using a WAGO 709 Series Cover (see "Accessories") or a similar cover. The installation guidelines must be observed for each individual application.

Electrical data	
Operating voltage	≤ 30 VAC; ≤ 50 VDC
Nominal current	1 A
Contact resistance (max.)	30 mΩ

Safety and protection	
Rated Voltage	50 V
Rated impulse withstand voltage	0.8 kV
Pollution degree	2
Protection type	IP00
Insulation type	Basic insulation

Connection data	
Performance level	2 / 200 mating cycles
Strain relief	UNC 4-40 stud bolt
Connection 1	
Pluggable connector	D-subminiature female connector
Pole number 1	37
Connection type 1	System
Note (conductor cross-section)	12 AWG: THHN, THWN
Mating direction	vertical



Connection 2	
Design 2	PCB terminal blocks (double-row)
Pole number 2	37
Connection type	Field
Connection technology	CAGE CLAMP®
WAGO connector 2	WAGO 236 Series
Solid conductor	0.08 ... 2.5 mm² / 28 ... 12 AWG
Fine-stranded conductor	0.08 ... 2.5 mm² / 28 ... 12 AWG
Strip length	5 ... 6 mm / 0.2 ... 0.24 inches

Physical data	
Width	120 mm / 4.724 inches
Height	63.5 mm / 2.5 inches
Depth from upper-edge of DIN-rail	19 mm / 0.748 inches

Mechanical data	
Mounting type	DIN-35 rail
Housing design	PCB with mounting feet

Material data	
Contact material (connector)	Au over Ni
Fire load	0.084 MJ
Weight	79.3 g

Environmental requirements	
Ambient temperature (operation)	-20 ... +50 °C
Ambient temperature (storage)	-40 ... +70 °C
Relative humidity	≤ 85 % (non-condensing)

Standards and specifications	
Standards/specifications	EN 61010-2-201

Commercial data	
Product Group	6 (INTERFACE ELECTRONIC)
PU (SPU)	10 (1) pcs
Packaging type	Box
Country of origin	DE
GTIN	4045454480479
Customs tariff number	85366990990



Product classification	
UNSPSC	39121421
eCl@ss 10.0	27-14-11-52
eCl@ss 9.0	27-14-11-52
ETIM 9.0	EC002780
ETIM 8.0	EC002780
ECCN	NO US CLASSIFICATION

Environmental Product Compliance	
RoHS Compliance Status	Compliant,No Exemption

Downloads

Environmental Product Compliance

Compliance Search

Environmental Product Compliance 289-458

↓

Documentation			
Bid Text		Instruction Leaflet	
289-458	06.02.2015	doc 26.00 KB	<div>↓</div>
		Operation and Assembly Instructions Interface V 1.0.0 02.04.2025	pdf 1246.19 KB <div>↓</div>

CAD/CAE-Data	
CAD data	CAE data
2D/3D Models 289-458 <div>↓</div>	EPLAN Data Portal 289-458 <div>↓</div>
	WSCAD Universe 289-458 <div>↓</div>
	ZUKEN Portal 289-458 <div>↓</div>

1 Compatible Products
1.1 Optional Accessories
1.1.1 Installation
1.1.1.1 Cover



Item No.: 709-153
Cover; Type 1; suitable for cover carrier, type 1; 1 m long; transparent

1.1.1.2 Cover carrier



Item No.: 709-167
Cover carrier; Type 1; incl. fixing/retaining screws and knurled nut; suitable for 279 to 282 and 880 Series rail-mounted terminal blocks; suitable for 264 Series miniature rail-mounted terminal blocks; suitable for 270 Series sensor and actuator terminal blocks; gray

1.1.2 Tool


1.1.2.1 Operating tool




Item No.: 210-720
Operating tool; Blade: 3.5 x 0.5 mm; with a partially insulated shaft; multicoloured

Installation Notes

Conductor termination



Conductor termination – screwdriver ac-
tuation parallel to conductor entry



Conductor termination – screwdriver ac-
tuation perpendicular to conductor entry