

DESIGNED & DIMENSIONED IN MILLIMETERS[INCHES]
ALL DIMENSIONS REFERENCE EXCEPT AS SHOWN

DO NOT
SCALE FROM
THIS PRINT

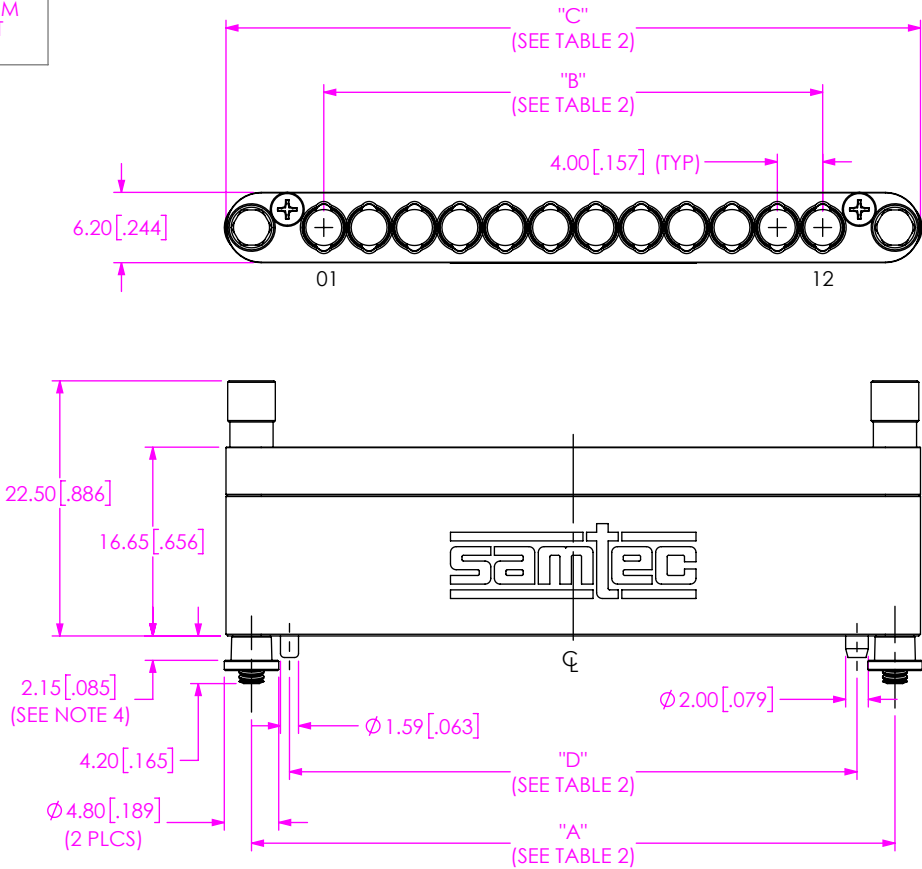


FIG 1
BE70B-J-S-1-12 AS SHOWN

TABLE 2				
No OF POSITIONS	"A"	"B"	"C"	"D"
-02	16.75 [0.659]	4.00 [0.157]	21.25 [0.837]	10.05 [0.396]
-04	24.75 [0.974]	12.00 [0.472]	29.25 [1.152]	18.05 [0.711]
-08	40.75 [1.604]	28.00 [1.102]	45.25 [1.781]	34.05 [1.341]
-12	56.75 [2.234]	44.00 [1.732]	61.25 [2.411]	50.05 [1.970]

- NOTES:
1. BE70C-XXXX-X-XX-XXXX (CABLE ASSEMBLY) SOLD SEPARATELY
 2. CAT-EX-SCC-03 EXTRACTION TOOL SOLD SEPARATELY.
 3. ASSEMBLY PACKAGED IN INDIVIDUAL BAG (BG-CCH) WITH LABEL (PL-BG-CCH) AFFIXED TO THE OUTSIDE OF BAG.
 4. RECOMMEND PCB THICKNESS: .06 INCH - .16 INCH (SEE SHEET 2).

BE70B-J-X-1-XX

TRANSMISSION TYPE
-S: STRIPLINE
-M: MICROSTRIP

NO OF POSITIONS (PER ROW)
-02, -04, -08, -12

NO OF ROWS
-1

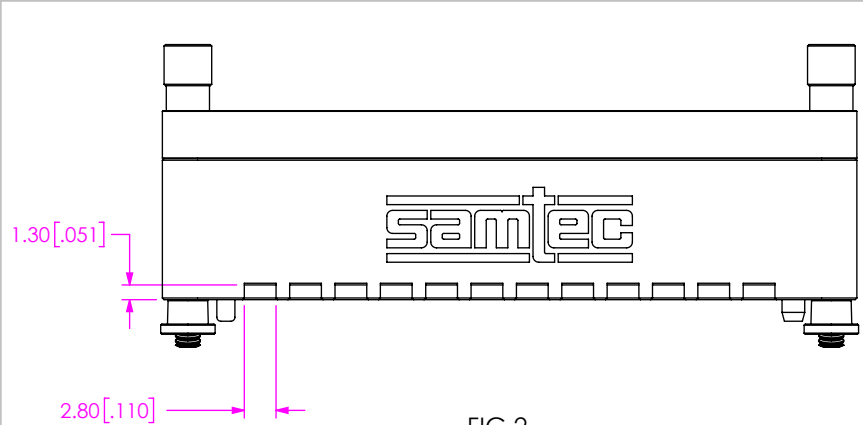
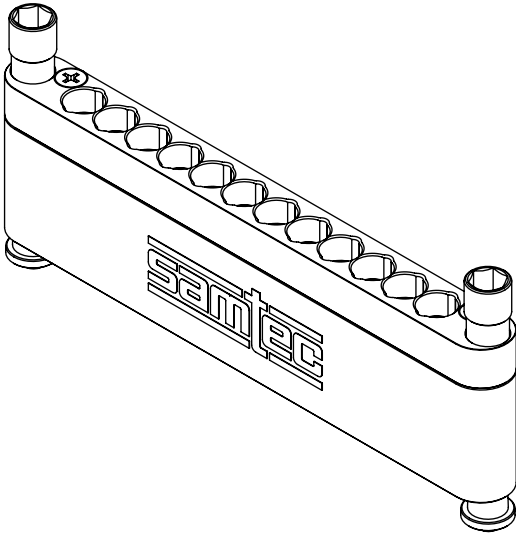


FIG 2
BE70B-J-M-1-12 AS SHOWN
(DIFFERENT AS SHOWN, OTHERWISE SAME AS FIG 1)

PROPRIETARY NOTE
THIS DOCUMENT CONTAINS CONFIDENTIAL AND PROPRIETARY INFORMATION AND ALL DESIGN, MANUFACTURING, REPRODUCTION, USE, PATENT RIGHTS AND SALES RIGHTS ARE EXPRESSLY RESERVED BY SAMTEC, INC. THIS DOCUMENT SHALL NOT BE DISCLOSED, IN WHOLE OR PART, TO ANY UNAUTHORIZED PERSON OR ENTITY NOR REPRODUCED, TRANSFERRED OR INCORPORATED IN ANY OTHER PROJECT IN ANY MANNER WITHOUT THE EXPRESS WRITTEN CONSENT OF SAMTEC, INC.

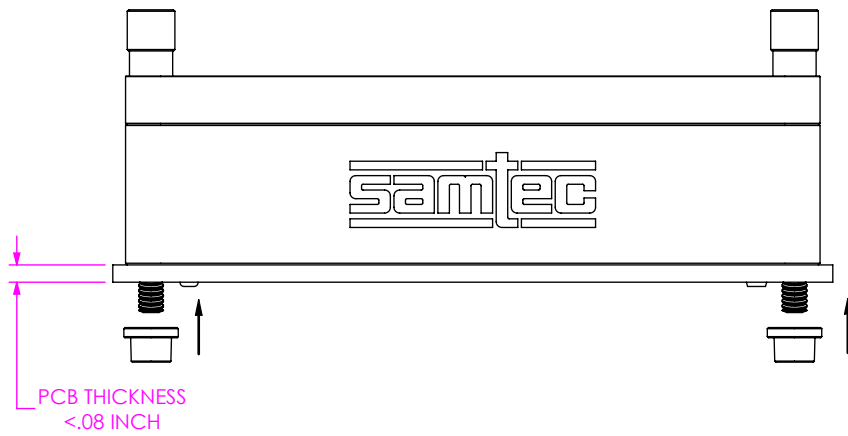
MATERIAL: DO NOT SCALE DRAWING
SHEET SCALE: 3:2
HOUSING, COVER, SCREWS, NUTS: BRASS
PLATING: GOLD FLASH / 100µ"~200µ" Ni
ALIGNMENT PINS, SCREWS: STAINLESS STEEL

samtec
520 PARK EAST BLVD, NEW ALBANY, IN 47150
PHONE: 812-944-6733 FAX: 812-948-5047
e-Mail: info@SAMTEC.com code 55322

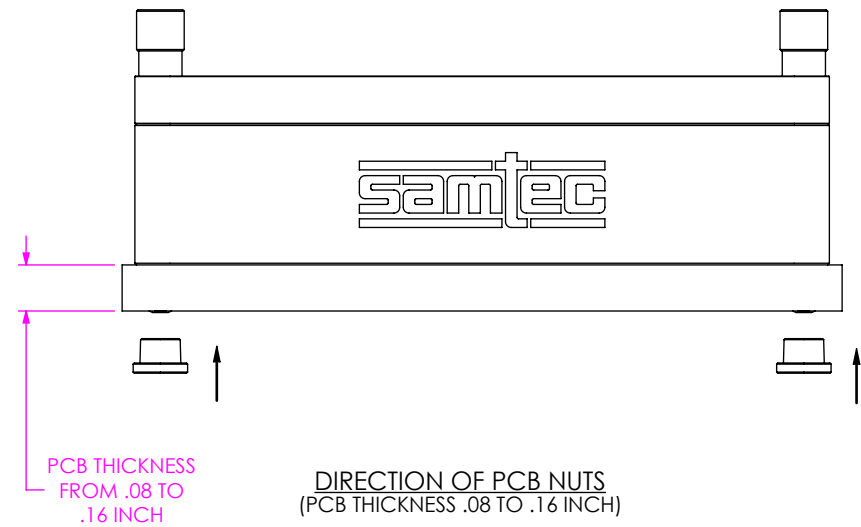
DESCRIPTION:
BE70B HOUSING, VARIABLE POSITION COUNT

DWG. NO. BE70B-J-X-1-XX


BY: EVE L 05/05/2021 SHEET 1 OF 2



DIRECTION OF PCB NUTS
(PCB THICKNESS < .08 INCH)



DIRECTION OF PCB NUTS
(PCB THICKNESS .08 TO .16 INCH)



BACKING PLATE APPLICATION VIEW

PROPRIETARY NOTE
THIS DOCUMENT CONTAINS CONFIDENTIAL AND PROPRIETARY INFORMATION AND ALL DESIGN, MANUFACTURING, REPRODUCTION, USE, PATENT RIGHTS AND SALES RIGHTS ARE EXPRESSLY RESERVED BY SAMTEC, INC. THIS DOCUMENT SHALL NOT BE DISCLOSED, IN WHOLE OR PART, TO ANY UNAUTHORIZED PERSON OR ENTITY NOR REPRODUCED, TRANSFERRED OR INCORPORATED IN ANY OTHER PROJECT IN ANY MANNER WITHOUT THE EXPRESS WRITTEN CONSENT OF SAMTEC, INC.

SHEET SCALE: 3:2
DO NOT SCALE DRAWING

samtec

520 PARK EAST BLVD, NEW ALBANY, IN 47150
PHONE: 812-944-6733 FAX: 812-948-5047
e-Mail info@SAMTEC.com code 55322

DESCRIPTION:
BE70B HOUSING, VARIABLE POSITION COUNT

DWG. NO.
BE70B-J-X-1-XX

BY: EVE L 05/05/2021 SHEET 2 OF 2