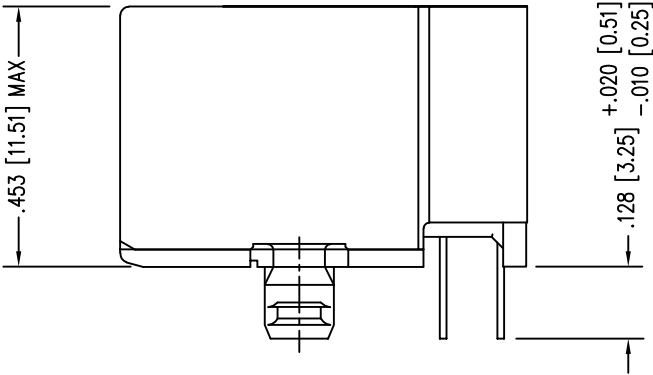
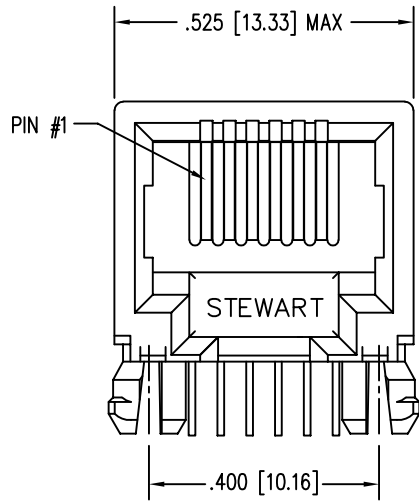


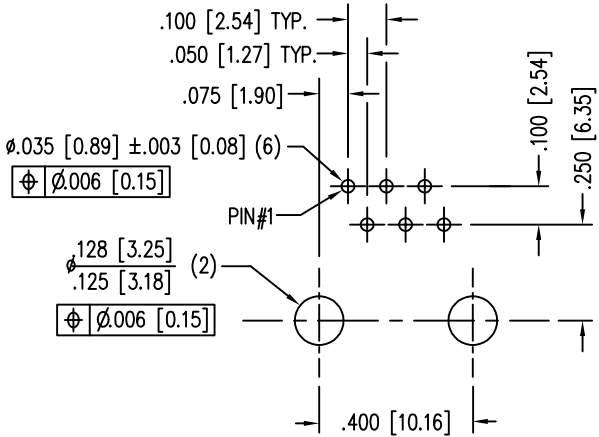
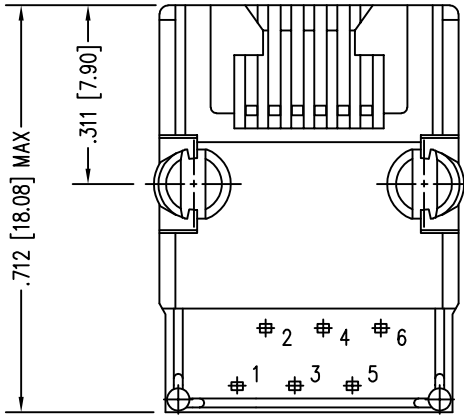
DATE	REV	ECN	APP'D. BY
1-15-15	A7	10205	TRM
3-16-16	A8	10626	TRM
03-06-17	A9	10916	TRM

B



B

A



P.C.B. RECOMMENDED HOLE LAYOUT  
SEEN FROM COMPONENT SIDE

ALL CENTERLINE DIMENSIONS ARE BASIC

- NOTES:
- CONNECTOR MATERIALS:  
HOUSING: THERMOPLASTIC UL94 V-0  
CONTACTS: COPPER ALLOY  
CONTACT PLATING: SELECTIVE GOLD IN CONTACT AREA  
SEE CHART FOR PART NUMBER
  - FOR PRODUCT SPECIFICATIONS SEE PR022-01.
  - DIMENSIONS AND TOLERANCES COMPLY WITH TIA-1096 STANDARD.

50 MICRO-INCHES [1.27um]	SS-70600-007
30 MICRO-INCHES [0.76um]	SS-7066-NF
CONTACT PLATING IN MATING AREA	PART NUMBER

A

RoHS



THIRD ANGLE PROJECTION

DO NOT SCALE DRAWING  
DRAWING IS SUBJECT TO  
CHANGE WITHOUT NOTICE

DIMENSIONS: INCHES [METRIC]

UNLESS OTHERWISE SPECIFIED  
TOLERANCES ARE ±.005 [0.13]  
ANGLES ARE ± 1°

SHEET NO. 1 OF 1

stewart  
CONNECTOR  
a bel group

11118 Susquehanna Trail South  
Glen Rock, PA 17327-9199  
(717) 235-7512  
<http://www.stewartconnector.com>

TITLE: SIX CONTACT, SIX POSITION UNSHIELDED MICRO JACK

THIS DRAWING AND THE SUBJECT MATTER SHOWN THEREON  
ARE CONFIDENTIAL AND THE PROPRIETARY PROPERTY OF  
STEWART CONNECTOR AND SHALL NOT BE REPRODUCED,  
COPIED, OR USED IN ANY MANNER WITHOUT PRIOR WRITTEN  
CONSENT OF STEWART CONNECTOR. ONE OR MORE U.S. PATENTS  
MAY APPLY TO THIS PRODUCT. FOR DETAILS, PLEASE  
VISIT: [HTTP://BELFUSE.COM/STEWART/STEWART\\_PATENTS/](http://BELFUSE.COM/STEWART/STEWART_PATENTS/)

DRN BY: EPF  
APPD BY: TRM  
DWG NO. CT700012

DATE 10-13-05  
DATE 10-14-05  
REV. A9