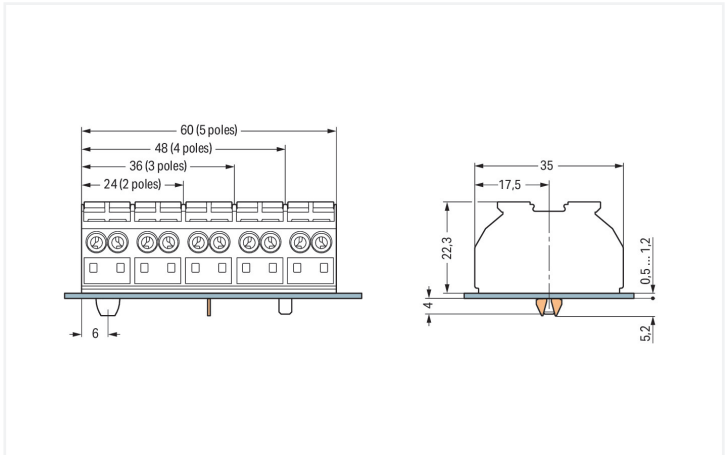




Color: ■ black



Dimensions in mm  
Dimensions in mm  
for chassis-mount terminal strips

Chassis-mount terminal strip, 862 Series, Push-in CAGE CLAMP®

This chassis-mount terminal strip (item number 862-505) provides seamless electrical installations. Ensure that the strip lengths are between 10 mm and 11 mm when connecting conductors to this chassis-mount terminal strip. This product features conductor terminals and utilizes Push-in CAGE CLAMP®. Our Push-in CAGE CLAMP® is a universal, maintenance-free connection solution for all conductor types, boasting a key feature: both solid and fine-stranded conductors with ferrules can be directly inserted without the need for tools or any preparation, such as crimping the ferrule. Depending on the conductor type, this chassis-mount terminal strip is ideal for conductor cross sections ranging from 0.5 mm² to 4 mm². Up to five potentials / five poles can be connected to this terminal strip using twenty clamping points. The black housing is made of polyamide (PA66) for insulation.

Electrical data			
Ratings per IEC/EN			
Nominal voltage (III/3)	500 V		
Rated impulse withstand voltage (III / 3)	6 kV		
Rated current	32 A		
Legend (ratings)	(III / 3) Δ Overvoltage category III / Pollution degree 3		

Connection data			
Clamping units	20		
Total number of potentials	5		
PE function	without PE contact		

Connection 1	
Connection technology	Push-in CAGE CLAMP®
Actuation type	Push-button
Connectable conductor materials	Copper
Solid conductor	0.5 ... 4 mm² / 20 ... 12 AWG
Solid conductor; push-in termination	0.75 ... 4 mm² / 18 ... 12 AWG
Stranded conductor	0.5 ... 4 mm² / 20 ... 12 AWG
Fine-stranded conductor	0.5 ... 4 mm² / 20 ... 12 AWG
Fine-stranded conductor; with insulated ferrule	0.5 ... 1.5 mm² / 20 ... 16 AWG
Fine-stranded conductor; with ferrule; push-in termination	0.75 ... 1.5 mm² / 18 ... 16 AWG
Note (conductor cross-section)	Depending on the conductor characteristic, a conductor with a smaller cross-section can also be inserted via push-in termination.
Strip length	10 ... 11 mm / 0.39 ... 0.43 inches



Connection 1	
Pole number	5
Wiring direction	Side-entry wiring

Physical data	
Pin spacing	12 mm / 0.472 inches
Width	60 mm / 2.362 inches
Height	27.5 mm / 1.083 inches
Height from the surface	22.3 mm / 0.878 inches
Depth	35 mm / 1.378 inches

Mechanical data	
Marking	plain
Mounting type	Screw mount

Material data	
Note (material data)	<a href="#">Information on material specifications can be found here</a>
Color	black
Material group	I
Insulation material (main housing)	Polyamide (PA66)
Flammability class per UL94	V0
Fire load	0.659 MJ
Halogen-free	Yes
Weight	33.7 g

Commercial data	
PU (SPU)	200 pcs
Packaging type	Bag
Country of origin	DE
GTIN	4044918509060
Customs tariff number	85369010000

Product classification	
UNSPSC	39121410
eCl@ss 10.0	27-14-11-06
eCl@ss 9.0	27-14-11-06
ETIM 9.0	EC001284
ETIM 8.0	EC001284
ECCN	NO US CLASSIFICATION

Environmental Product Compliance	
RoHS Compliance Status	Compliant, No Exemption



Approvals / Certificates

General approvals



Approval	Standard	Certificate Name
CCA DEKRA Certification B.V.	EN 60947	NTR NL 6912
CCA DEKRA Certification B.V.	EN 60947	2146425.01
CSA DEKRA Certification B.V.	C22.2 No. 158	1505030
ENEC 15 UL International Germany GmbH	EN 60998	143856-01
UL UL International Germany GmbH	UL 1059	E45172

Declarations of conformity and manufacturer's declarations

Approval	Standard	Certificate Name
EU-Declaration of Confor- mity WAGO GmbH & Co. KG	-	-
UK-Declaration of Confor- mity WAGO GmbH & Co. KG	-	-

Approvals for marine applications



Approval	Standard	Certificate Name
DNV GL Det Norske Veritas, Ger- manischer Lloyd	-	TAE00001V2
LR Lloyds Register	EN 60947	91/20112 (E9)

Downloads

Environmental Product Compliance

Compliance Search

Environmental Product  
Compliance 862-505



Documentation

Bid Text

862-505	19.02.2019	xml 3.72 KB	
862-505	12.06.2017	doc 24.50 KB	











CAD/CAE-Data	
<div>CAD data</div> <div>2D/3D Models 862-505</div> <div>↓</div>	<div>CAE data</div> <div>EPLAN Data Portal 862-505</div> <div>↓</div> <div>WSCAD Universe 862-505</div> <div>↓</div> <div>ZUKEN Portal 862-505</div> <div>↓</div>

1 Compatible Products

1.1 Optional Accessories


1.1.1 Ferrule

1.1.1.1 Ferrule

 <div><a href="#">Item No.: 216-241</a> Ferrule; Sleeve for 0.5 mm² / 20 AWG; insulated; electro-tin plated; electrolytic copper; gastight crimped; acc. to DIN 46228, Part 4/09.90; white</div>	 <div><a href="#">Item No.: 216-141</a> Ferrule; Sleeve for 0.5 mm² / 20 AWG; un-insulated; electro-tin plated; electrolytic copper; gastight crimped; acc. to DIN 46228, Part 1/08.92</div>	 <div><a href="#">Item No.: 216-242</a> Ferrule; Sleeve for 0.75 mm² / 18 AWG; insulated; electro-tin plated; electrolytic copper; gastight crimped; acc. to DIN 46228, Part 4/09.90; gray</div>	 <div><a href="#">Item No.: 216-142</a> Ferrule; Sleeve for 0.75 mm² / 18 AWG; un-insulated; electro-tin plated; electrolytic copper; gastight crimped; acc. to DIN 46228, Part 1/08.92</div>
 <div><a href="#">Item No.: 216-243</a> Ferrule; Sleeve for 1 mm² / AWG 18; insulated; electro-tin plated; electrolytic copper; gastight crimped; acc. to DIN 46228, Part 4/09.90; red</div>	 <div><a href="#">Item No.: 216-143</a> Ferrule; Sleeve for 1 mm² / AWG 18; un-insulated; electro-tin plated; electrolytic copper; gastight crimped; acc. to DIN 46228, Part 1/08.92</div>	 <div><a href="#">Item No.: 216-244</a> Ferrule; Sleeve for 1.5 mm² / AWG 16; insulated; electro-tin plated; electrolytic copper; gastight crimped; acc. to DIN 46228, Part 4/09.90; black</div>	 <div><a href="#">Item No.: 216-144</a> Ferrule; Sleeve for 1.5 mm² / AWG 16; un-insulated; electro-tin plated; electrolytic copper; gastight crimped; acc. to DIN 46228, Part 1/08.92; silver-colored</div>



1.1.2 Jumper

1.1.2.1 Jumper

 <div><a href="#">Item No.: 862-482</a> Jumper; for conductor entry; insulated; black</div>
--

1.1.3 Marking

1.1.3.1 Marking strip

 <div><a href="#">Item No.: 709-177</a> Marking strips; on reel; 7.5 mm wide; not stretchable; plain; snap-on type; translucent</div>	 <div><a href="#">Item No.: 709-178</a> Marking strips; on reel; 7.5 mm wide; not stretchable; plain; snap-on type; white</div>
--	--



1.1.4 Test and measurement

1.1.4.1 Testing accessories



Item No.: 210-136  
Test plug; 2 mm Ø; with 500 mm cable; red


1.1.5 Tool

1.1.5.1 Operating tool



Item No.: 210-720  
Operating tool; Blade: 3.5 x 0.5 mm; with a partially insulated shaft; multicoloured


Installation Notes



**Cost-effective features:**  
WAGO's 862 Series Chassis-Mount Terminal Strips were developed specifically to minimize wiring costs, while accommodating requirements for flexible mounting, multiple connection points and easy usage:

- Equipped with Push-in CAGE CLAMP®, the 862 Series connects up to four conductors sized 0.5 to 4 mm² (20 ... 12 AWG). Due to multiple connection points per pole, different conductor sizes can be used within the same terminal block position.
- For factory wiring, Push-in CAGE CLAMP® Connection Technology allows solid conductors, fine-stranded conductors with ferrules or ultrasonically bonded conductors from 0.5 ... 4 mm² (20 ... 12 AWG) to be terminated by simply pushing them into unit (length of bonded conductor end: min. 10 mm).
- Convenient automatic grounding contact (optional)
- Snap-in mounting feet for fast assembly
- Push-buttons for easy installation with an operating tool or by hand
- Built-in test points simplify testing with 2 mm Ø test plug
- Standard marking for each pole, or custom marking for large orders


Conductor termination



Terminating four conductors per pole – solid and fine-stranded.

Inserting a conductor via push-button.

Commoning

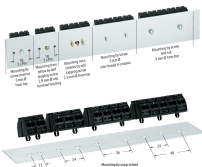


Commoning using a comb-style jumper bar (862-482).

Testing




Testing with a 2 mm Ø test plug (max. 42 V).



Dimensions in mm

Marking



Marking by direct, one-side printing and marking strips