

CLF7045T-3R3N



Applications	Commercial Grade
Feature	<div>Wire Wound</div> <div>Magnetic Shield</div> <div>Ferrite Core</div>
Series Type	CLF
Status	<div>Obsolete</div> <div>Recommended Alternate Part No. : CLF7045T-3R3N-D (Interchangeability is not guaranteed.)</div> <div>Discontinue Issue Date : May.18, 2017</div> <div>Last Purchase Order Date : Mar.29, 2019</div> <div>Last Shipment Date : Sep.30, 2019</div>
Brand	TDK



Size	
Length(L)	7.20mm ±0.20mm
Width(W)	6.90mm ±0.20mm
Thickness Height	4.50mm ±0.30mm
Recommended Land Pattern (A)	1.70mm Nom.
Recommended Land Pattern (B)	4.40mm Nom.
Recommended Land Pattern (C)	2.20mm Nom.

Electrical Characteristics	
Inductance	3.3μH ±30% at 100kHz
Rated Current (L Change) [Typ.]	5A (10% Down)
Rated Current (L Change) [Max.]	
Rated Current (Temperature Rise) [Typ.]	4.1A (30°C Rise)
Rated Current (Temperature Rise) [Max.]	
DC Resistance [Typ.]	16.4mΩ
DC Resistance [Max.]	21.32mΩ
Rated Voltage [Max.]	
Self Resonant Frequency [Min.]	
Self Resonant Frequency [Typ.]	
Q [Min.]	
Q [Typ.]	

Other	
Operating Temp. Range	-40 to 105°C (Including Self-Temp. Rise)

CLF7045T-3R3N

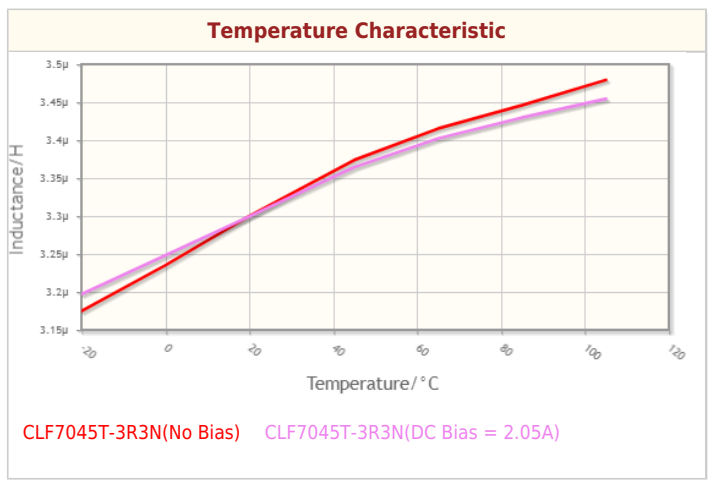
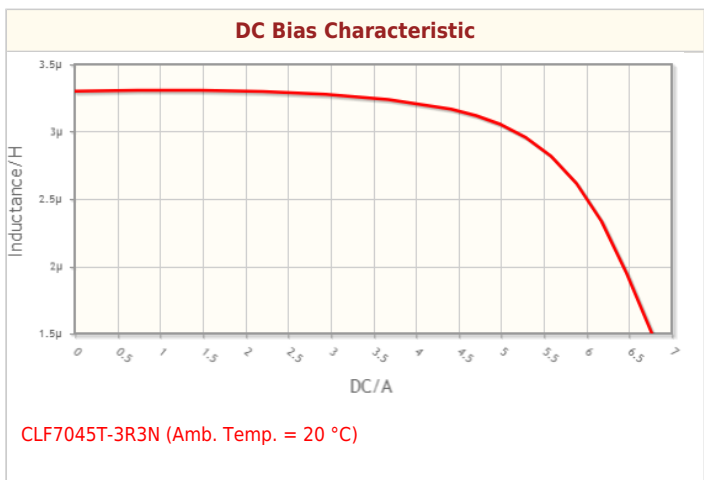
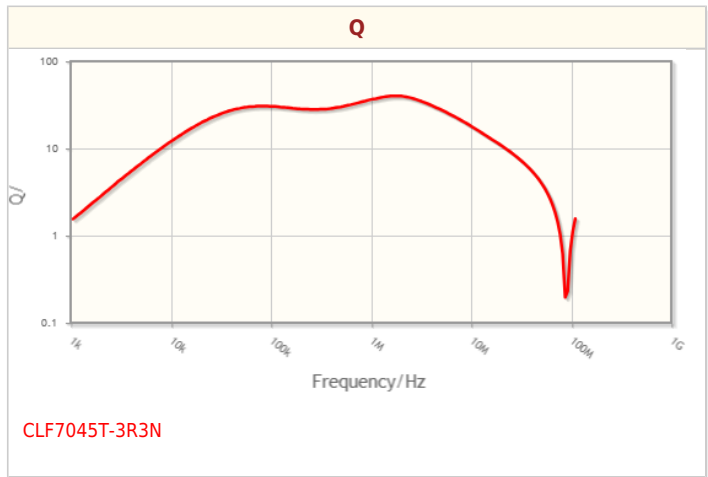
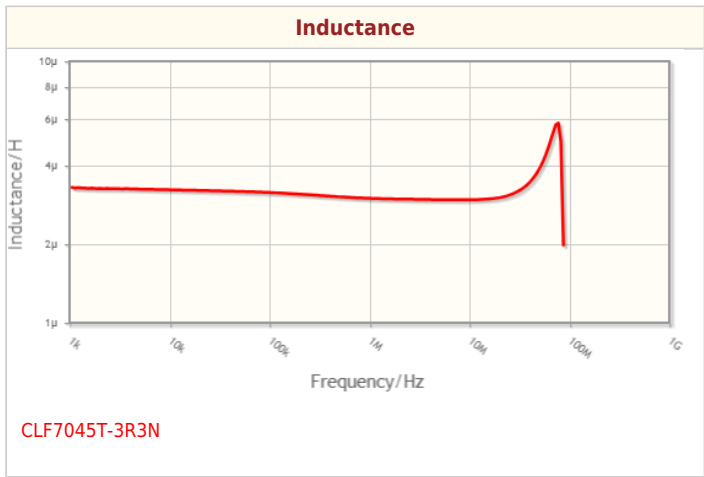
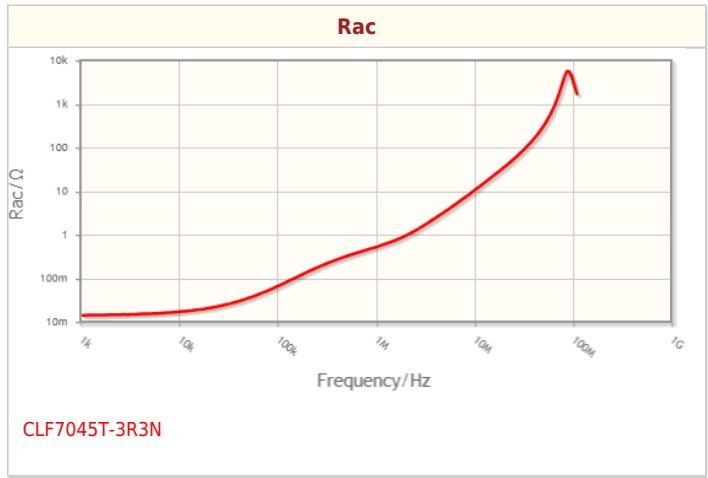
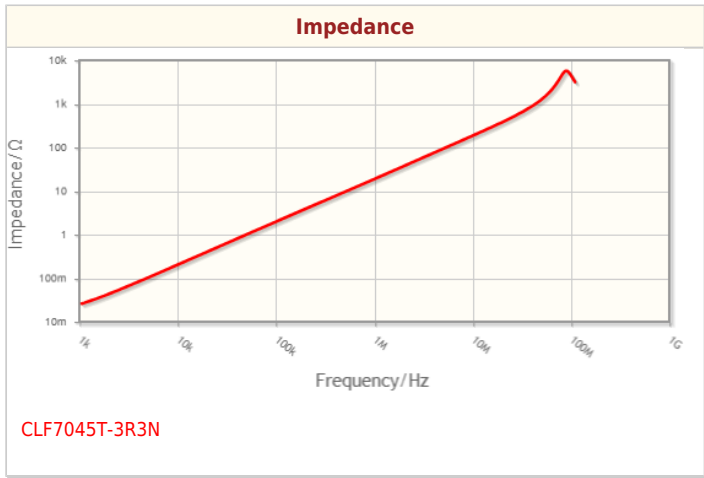


Soldering Method	Reflow Iron Soldering
AEC-Q200	NO
Packing	Punched (Paper)Taping [330mm Reel]
Package Quantity	1000pcs
Weight	0.8g

CLF7045T-3R3N



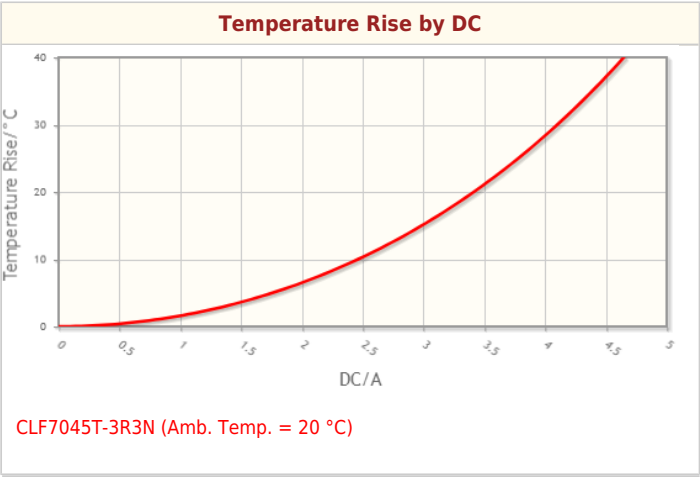
Characteristic Graphs(This is reference data, and does not guarantee the products characteristics.)



CLF7045T-3R3N



Characteristic Graphs(This is reference data, and does not guarantee the products characteristics.)



! Images are for reference only and show exemplary products.
! This PDF document was created based on the data listed on the TDK Corporation website.
! All specifications are subject to change without notice.

CLF7045T-3R3N



Associated Images

