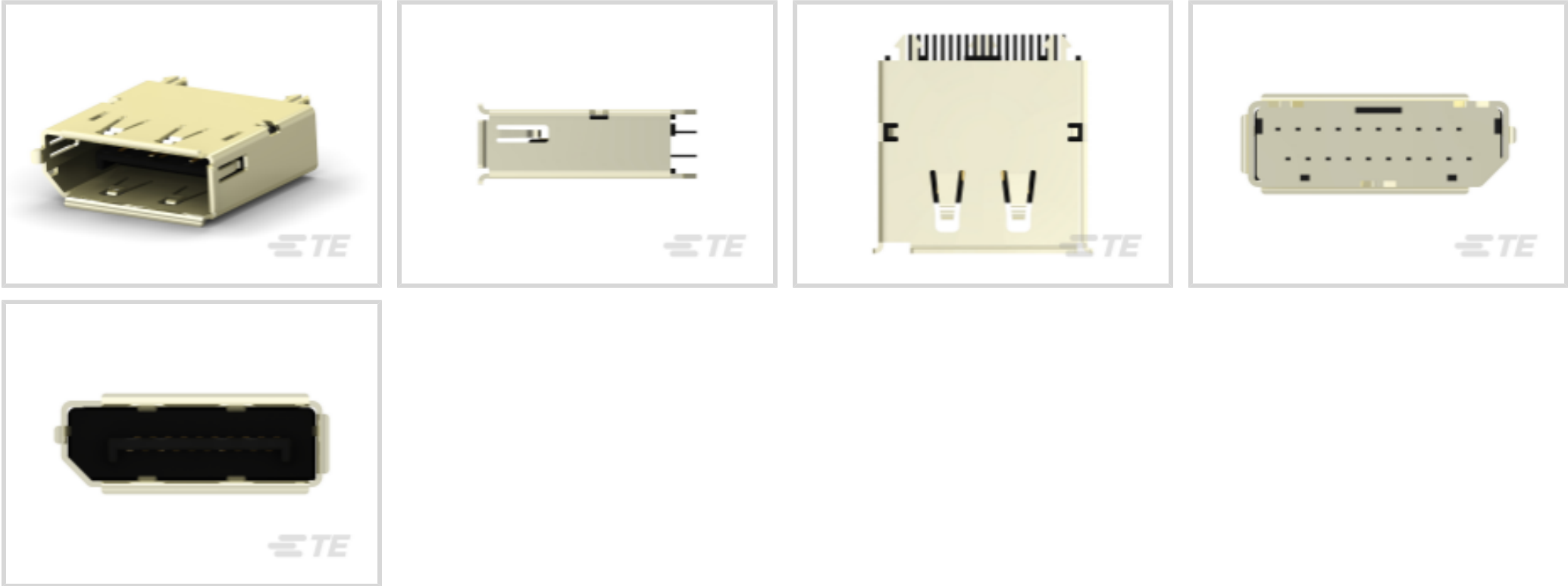




Connectors > Audio & Video Connectors > DisplayPort Connectors



PCB Mount Orientation: **Vertical**

PCB Mount Location: **Top Mount**

Termination Method to PCB: **Through Hole - Solder**

Screw Flange: **Without**

PCB Mount Retention Type: **Boardlock**

Features

Product Type Features

Connector & Housing Type	Receptacle
Connector System	Cable-to-Board
Connector & Contact Terminates To	Printed Circuit Board

Configuration Features

PCB Mount Orientation	Vertical
Number of Positions	20

Body Features

Shell Plating Material	Nickel
------------------------	--------

Contact Features

Contact Base Material	Brass
Contact Mating Area Plating Material	Gold (Au)
Contact Current Rating (Max)	.5 A

Termination Features

Termination Post & Tail Length	2.1 mm[.082 in]
Termination Method to PCB	Through Hole - Solder



Mechanical Attachment

PCB Mount Location	Top Mount
Screw Flange	Without
PCB Mount Retention Type	Boardlock
Connector Mounting Type	Board Mount

Housing Features

Housing Material	Liquid Crystal Polymer (LCP)
Housing Color	Black
Shell Material	Phosphor Bronze
Centerline (Pitch)	1 mm[.05 in]

Operation/Application

Assembly Process Feature	Without Pick and Place Cover
Circuit Application	Signal

Industry Standards

UL Flammability Rating	UL 94V-0
------------------------	----------

Packaging Features

Packaging Method	Box & Tray, Tray
------------------	------------------

Product Compliance

For compliance documentation, visit the product page on TE.com>


EU RoHS Directive 2011/65/EU	Compliant
EU ELV Directive 2000/53/EC	Compliant
China RoHS 2 Directive MIIT Order No 32, 2016	有害物质含量符合标准要求 No Restricted Substance(s) Above Threshold
EU REACH Regulation (EC) No. 1907/2006	Current ECHA Candidate List: JUNE 2025 (250) Candidate List Declared Against: JUNE 2024 (241) Does not contain REACH SVHC
Halogen Content	Low Halogen - Br, Cl, F < 900 ppm per homogenous material. Also BFR/CFR/PVC Free
Solder Process Capability	Reflow solder capable to 260°C

Product Compliance Disclaimer




This information is provided based on reasonable inquiry of our suppliers and represents our current actual knowledge based on the information they provided. This information is subject to change. The part numbers that TE has identified as EU RoHS compliant have a maximum concentration of 0.1% by weight in homogenous materials for lead, hexavalent chromium, mercury, PBB, PBDE, DBP, BBP, DEHP, DIBP, and 0.01% for cadmium, or qualify for an exemption to these limits as defined in the Annexes of Directive 2011/65/EU (RoHS2). Finished electrical and electronic equipment products will be CE marked as required by Directive 2011/65/EU. Components may not be CE marked. Additionally, the part numbers that TE has identified as EU ELV compliant have a maximum concentration of 0.1% by weight in homogenous materials for lead, hexavalent chromium, and mercury, and 0.01% for cadmium, or qualify for an exemption to these limits as defined in the Annexes of Directive 2000/53/EC (ELV). Regarding the REACH Regulation, the information TE provides on SVHC in articles for this part number is based on the latest European Chemicals Agency (ECHA) ‘Guidance on requirements for substances in articles’ posted at this URL: <https://echa.europa.eu/guidance-documents/guidance-on-reach>


Customers Also Bought




TE Part #T4112012041-000
M12 F, 4P GOLD A_CODE RA
SHIELDED PG9




TE Part #2-32060-1
TERMINAL,PIDG SPD 16-14 10




TE Part #2-66101-0
III+ SKT,18-16,TIN,SMPACK




TE Part #1-87215-0
02 MODII HDR DRST UNSHRD .100




TE Part #178328-5
DYNAMIC D3 HDR ASSY V 20P




TE Part #204513-2
AMPLIMITE,ASY,PLUG,STD,90,1




TE Part #208209-2
METRIMATE PIN HSG 19 POSN



TE Part #530721-3
MINI-BOX EXT KEY KIT



TE Part #3-2176340-5
CRGCQ 0603 470K 5%



TE Part #5747834-4
25 MSFL PLUG RA 590 (IN,FM,BL)

Documents

Product Drawings

Displayport,20P,Vertical,DIP Type,30u"

English

CAD Files

3D PDF

3D



Customer View Model

[ENG_CVM_CVM_2041441-1_D.2d_dxf.zip](#)

English

Customer View Model

[ENG_CVM_CVM_2041441-1_D.3d_igs.zip](#)

English

Customer View Model

[ENG_CVM_CVM_2041441-1_D.3d_stp.zip](#)

English

By downloading the CAD file I accept and agree to the [Terms and Conditions](#) of use.

Product Specifications

[Product Specification](#)

English

[Product Specification](#)

English