

# Data Sheet | Item Number: 2016-404

Jumper; 4-way; insulated; light gray

<https://www.wago.com/2016-404>



Color: ■ light gray

## Technical data

Number of spacings 4 -times

## Electrical data

Rated current 76 A

## Physical data

Width 45.5 mm / 1.791 inches

Height 4.1 mm / 0.161 inches

Depth 23 mm / 0.906 inches

## Material data

Color light gray

Fire load 0.036 MJ

Weight 10.2 g

## Commercial data

Product Group 22 (TOPJOB S)

PU (SPU) 25 pcs

Packaging type Bag

Country of origin DE

GTIN 4055143702119

Customs tariff number 85366990990

### Product Classification

UNSPSC	39121421
eCl@ss 10.0	27-14-11-40
eCl@ss 9.0	27-14-11-40
ETIM 9.0	EC000489
ETIM 10.0	EC000489
ECCN	NO US CLASSIFICATION

### Environmental Product Compliance

RoHS Compliance Status	Compliant, No Exemption
------------------------	-------------------------

### Environmental Testing

Test specification: Railway applications – Rolling stock – Electronic equipment	DIN EN 50155 (VDE 0115-200):2022-06
--	-------------------------------------

Test procedure: Railway applications – Rolling stock equipment – Vibration and shock tests	DIN EN 61373 (VDE 0115-0106):2011-04
---	--------------------------------------

Spectrum/Mounting location	Service life test, Category 1, Class A/B
----------------------------	--

Functional test with noise-like oscillations	Test passed according to Section 8 of the standard
--	--

Frequency	$f_1 = 5 \text{ Hz}$ to $f_2 = 150 \text{ Hz}$
-----------	--

Acceleration	0.101g (highest test level used for all axes)
--------------	---

Test duration per axis	10 min.
------------------------	---------

Test directions	X, Y and Z axes
-----------------	-----------------

Monitoring of contact faults and interruptions	Passed
--	--------

Voltage drop measurement before and after each axis	Passed
---	--------

Simulated service life test through increased levels of noise-like oscillations	Test passed according to Section 9 of the standard
---	--

Frequency	$f_1 = 5 \text{ Hz}$ to $f_2 = 150 \text{ Hz}$
-----------	--

Acceleration	0.572g (highest test level used for all axes)
--------------	---

Test duration per axis	5 h
------------------------	-----

Test directions	X, Y and Z axes
-----------------	-----------------

Extended testing: Monitoring of contact faults and interruptions	Passed
--	--------

Extended testing: Voltage drop measurement before and after each axis	Passed
---	--------

Shock test	Test passed according to Section 10 of the standard
------------	---

Shock pulse form	Half sine
------------------	-----------

Acceleration	5g (highest test level used for all axes)
--------------	---

Shock duration	30 ms
----------------	-------

Number of shocks (per axis)	3 pos. und 3 neg.
-----------------------------	-------------------

Test directions	X, Y and Z axes
-----------------	-----------------

Extended testing: Monitoring of contact faults and interruptions	Passed
--	--------

Extended testing: Voltage drop measurement before and after each axis	Passed
---	--------

Vibration and shock stress for rolling stock equipment	Passed
--	--------

## Approvals / Certificates

### Declarations of conformity and manufacturer's declarations



Approval	Standard	Certificate Name
Railway WAGO GmbH & Co. KG	-	Railway Ready

## Downloads

### Environmental Product Compliance

Compliance Search
Environmental Product Compliance 2016-404 <a href="#">↓</a>

## Documentation

Bid Text			
2016-404	19.02.2019	xml 2.51 KB	<a href="#">↓</a>
2016-404	28.04.2017	doc 24.00 KB	<a href="#">↓</a>



## CAD/CAE-Data

CAD data
2D/3D Models 2016-404 <a href="#">↓</a>

CAE data
EPLAN Data Portal 2016-404 <a href="#">↓</a>
WSCAD Universe 2016-404 <a href="#">↓</a>
ZUKEN Portal 2016-404 <a href="#">↓</a>

## Installation Notes

### Commoning



Insert push-in type jumper bar and push down until it hits backstop.

**Removing a push-in type jumper bar:**  
 Insert the operating tool between the jumper and partition wall of the dual jumper slots, then lift up the jumper.  
 Place the operating tool in the center of jumpers for up to five contacts (see above), or alternately on both sides for jumpers with more than five contacts.

Commoning




Custom jumpers are created by breaking and removing jumper contacts (2000, 2001, 2002, 2004 Series).

Marking with a felt-tip pen.


Commoning




Stepping down via push-in type jumper bar.



**Stepping down via push-in type jumper bar:**  
Commoning via closed terminal side with end plate allows jumpering over two cross-section sizes, e.g., from 16 mm<sup>2</sup> (6 AWG) to 6 mm<sup>2</sup> (10 AWG) or from 6 mm<sup>2</sup> (10 AWG) to 2.5 mm<sup>2</sup> (14 AWG) (see illustration above).



**Stepping down via push-in type jumper bar:**  
Commoning via open terminal side with end plate allows jumpering over two cross-section sizes for 16 mm<sup>2</sup> (6 AWG) and 10 mm<sup>2</sup> (8 AWG) and one cross-section size for 6/4/2.5 mm<sup>2</sup> (10/12/14 AWG). An example: from 16 mm<sup>2</sup> (6 AWG) to 6 mm<sup>2</sup> (10 AWG) (see illustration above) or from 10 mm<sup>2</sup> (8 AWG) to 4 mm<sup>2</sup> (12 AWG).



**Note:**  
The total current of the outgoing circuits must not exceed the nominal current of the step-down jumper/push-in type jumper bar.