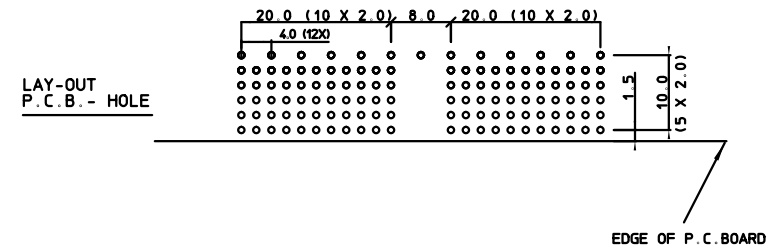
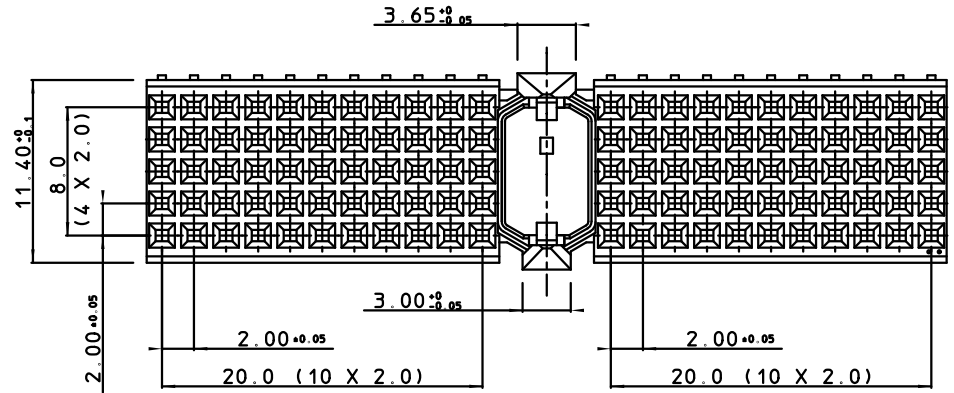
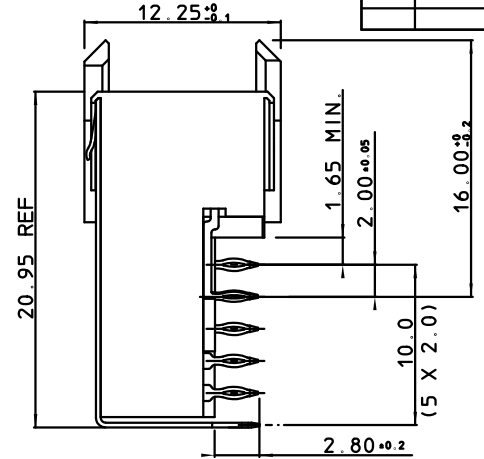
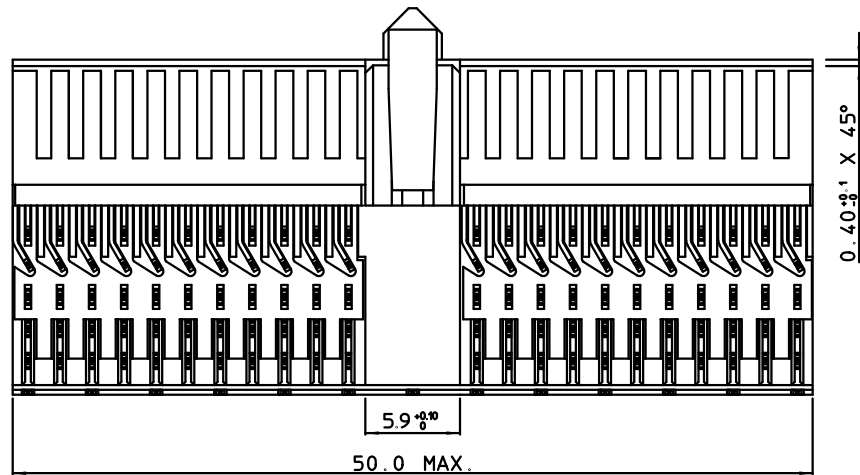


BS, C , 201444, 036, 02

GEN. ST.	01	02	03	04	05	06	07	08	0D	50	60	70	80	90	REV.	DATE	DESCRIPTION	BY	C'K'D'																
INT. ST.	10	11	12	13	14	18	20	31	32	33	34	38	39	40	42	43	44	45	46	48	56	70	72	73	76	81	82	83	84	88	01	20-04-99	SHIELD CONTS ROW F MODIFIED	W. P.	
																															02	05/11/99	SHIELDING LENGTH MODIFIED	N. O.	



PERFORMANCE CHARACTERISTICS

- CURRENT RATING : 1,5 A AT 20°C ( FULLY LOADED )
- CURRENT RATING : 1 A AT 70°C ( FULLY LOADED )
- RATED VOLTAGE : 500 V AC (CONT / CONT )
- OPERATING TEMPERATURE : -55°C TO 125°C
- CONTACT RESISTANCE : 20 mΩ MAX
- INSERTION FORCE : 0.75 N MAX / CONT
- EXTRACTION FORCE : 0.15 N MIN / CONT
- INSULATION RESISTANCE : 10<sup>4</sup> MΩ MIN

NOTES

- '--' PERFORMANCE LEVEL INDICATION: Z1= PL3 (SEE CAT. NR.) N9= PL2 E9= PL1
- CSA CERTIFIED, FILE NUMBER LR 44961-51. UL APPROVED, FILE NUMBER E31151.

FEMALE SIGNAL RIGHT ANGLE PRESS-FIT-TO-BOARD CONNECTOR				
WITH SERVICECENTER				
1DEC ±0.2 2DEC ±0.1 ANGLES ±1° HOEKEN	1DEC 2DEC	<b>APPR.</b> DRAFT CHECKED	<b>DATE</b> 30-03-99	<b>SIGN.</b> M. Fret
MILLIPACS 2 / TYPE A / UPPER SHIELDING ( ODD POS. )				<b>CAT. No.</b> HM2R10PA5108--
WE RESERVE THE RIGHT TO CHANGE DIMENSIONS OR REQUIREMENTS WITHOUT PRIOR NOTICE.				<b>SCALE</b> 3 / 1
ALL DIMENSIONS IN MM				<b>FRAMATOME CONNECTORS BELGIUM N.V.</b> A. SPINOYSTRAAT 8, 2800 MECHELEN
ALLE AFMETINGEN IN MM				<b>FCI</b>
REFERENCES / REFERENTIES				
BS, C , 201444, 036, 02				
DRAWING No. CUSTOMER DRAWING				

THIS IS OUR EXCLUSIVE PROPERTY. IT IS NOT TO BE COPIED, REPRINTED OR DISCLOSED TO A THIRD PARTY, NOR USED FOR MANUFACTURING WITHOUT OUR WRITTEN CONSENT, AND HAS TO BE RETURNED TO US IN CASE OF NO USAGE.

DIT IS ONZE EIGENDOM EN MAG NIET NADERHAANT, HERDRUKT, OVERHAENKT AAN DERDEN, NOCH VOOR FABRICATIE GEBRUIKT WORDEN, ZONDER ONZE SCHRIFTELIJKE TOELATING. BIJ NIET GEBRUIK IS TERUGSENDING VERPLICHT.