





Shielded Drum Core Inductor

PA4322, PA4318, PA4319 Series



-  **Height:** PA4322 (3.1mm Max), PA4318 (3.2mm Max), PA4319 (4.1mm Max)
-  **Footprint:** PA4322 (5.1x5.1mm Max), PA4318 (6.1x6.1mm Max), PA4319 (7.3x7.3mm Max)
-  **Current Rating:** up to 3.98A
-  **Inductance Range:** 2.2uH to 680uH

Electrical Specifications @ 25°C – Operating Temperature -40°C to 125°C

PART NUMBER	INDUCTANCE 100 KHz, 100 mV (uH±20%)	RATED CURRENT (A)	DCR (mOHMS MAX)	SATURATION CURRENT (TYPICAL) A			HEATING CURRENT	
				10% DROP	20% DROP	30% DROP	20°C Rise	40°C Rise
PA4322NL SERIES								
PA4322.222NLT	2.2	2.08	20	1.76	2.08	2.30	2.00	3.30
PA4322.472NLT	4.7	1.32	38	1.08	1.32	1.42	1.40	2.50
PA4322.103NLT	10	0.98	70	0.85	0.98	1.13	1.00	1.90
PA4322.223NLT	22	0.64	145	0.54	0.64	0.70	0.87	1.30
PA4322.473NLT	47	0.46	270	0.38	0.46	0.51	0.70	0.95
PA4322.683NLT	68	0.38	368	0.31	0.38	0.42	0.60	0.75
PA4322.104NLT	100	0.30	580	0.26	0.30	0.33	0.45	0.69
PA4322.224NLT	220	0.21	1100	0.18	0.21	0.23	0.39	0.40
PA4322.394NLT	390	0.15	1800	0.12	0.15	0.16	0.25	0.35
PA4318NL SERIES								
PA4318.472NLT	4.7	2.60	43	2.18	2.60	2.84	2.30	3.10
PA4318.682NLT	6.8	2.12	52	1.80	2.12	2.30	1.90	2.40
PA4318.103NLT	10	1.64	70	1.36	1.64	1.84	1.75	2.30
PA4318.153NLT	15	1.42	106	1.16	1.42	1.56	1.45	1.90
PA4318.223NLT	22	1.12	158	0.97	1.12	1.22	1.00	1.50
PA4318.473NLT	47	0.86	300	0.72	0.86	0.93	0.75	0.95
PA4318.683NLT	68	0.63	410	0.55	0.63	0.69	0.55	0.80
PA4318.104NLT	100	0.54	660	0.45	0.54	0.59	0.45	0.65

Shielded Drum Core Inductor

PA4322, PA4318, PA4319 Series

Electrical Specifications @ 25°C — Operating Temperature -40°C to 125°C

PART NUMBER	INDUCTANCE ⁴ 100 KHz, 100 mV ($\mu\text{H} \pm 20\%$)	RATED CURRENT (A)	DCR (mOHMS MAX)	SATURATION CURRENT (TYPICAL) A			HEATING CURRENT	
				10% DROP	20% DROP	30% DROP	20°C Rise	40°C Rise
PA4319NL SERIES								
PA4319.332NLT	3.3*	3.28	18	2.74	3.28	3.72	3.95	5.00
PA4319.103NLT	10	1.92	38	1.64	1.92	2.10	2.55	3.20
PA4319.153NLT	15	1.60	55	1.36	1.60	1.78	1.90	2.60
PA4319.223NLT	22	1.26	82	1.02	1.26	1.42	1.35	2.00
PA4319.333NLT	33	1.04	124	0.91	1.04	1.16	1.05	1.50
PA4319.473NLT	47	0.92	155	0.74	0.92	1.00	1.00	1.35
PA4319.104NLT	100	0.64	310	0.54	0.64	0.71	0.70	0.90
PA4319.224NLT	220	0.41	710	0.35	0.41	0.47	0.40	0.55
PA4319.684NLT	680*	0.29	1980	0.22	0.27	0.29	0.25	0.32

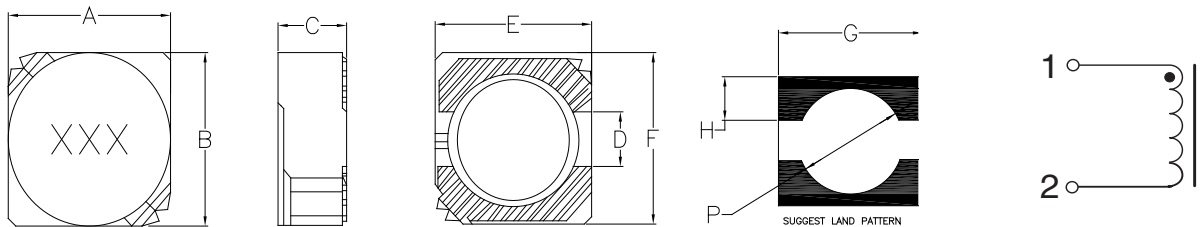
NOTES:

- Actual temperature of the component during system operation (ambient plus temperature rise) must be within the standard operating range.
- The Saturation Current is the current at which the initial inductance drops approximately at the stated ambient temperature. This current is determined by placing the component in the specified ambient environment and applying a short duration pulse current (to eliminate self-heating effect) to the component.
- The Rated Current is the DC current required to raise the component temperature by approximately the value listed. Take note that the component's performance varies depending on the system condition. It is suggested that the component be tested at the system level, to verify the temperature rise of the component during system operation.
- Please note that the inductance tolerance is $\pm 20\%$ for all parts except PA4319.332NLT ($\pm 30\%$) and PA4319.684NLT ($\pm 10\%$).

Mechanical

Schematic

PA43XX.XXXNLT

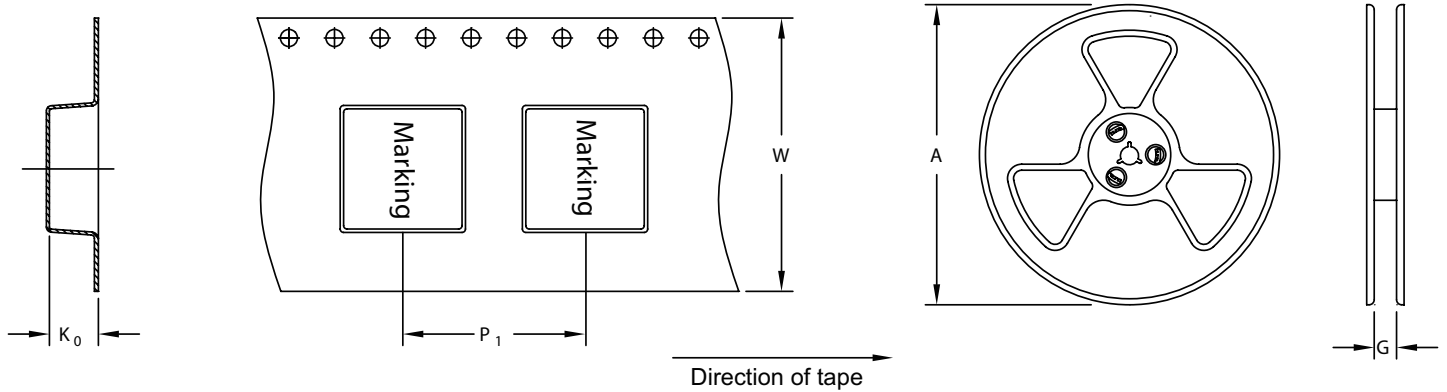


Part Number	A	B	C	D	E	F	G	H	J	P
PA4322.XXXNLT	5.1 MAX	5.1 MAX	3.1 MAX	1.6 TYP	4.6 TYP	4.6 TYP	5.08 TYP	1.74 TYP	5.08 TYP	4.05 TYP
PA4318.XXXNLT	6.1 MAX	6.1 MAX	3.2 MAX	2.0 TYP	5.6 TYP	5.6 TYP	6.0 MIN	2.0 TYP	6.0 MIN	4.85 TYP
PA4319.XXXNLT	7.3 MAX	7.3 MAX	4.1 MAX	2.1 TYP	6.6 TYP	6.6 TYP	7.1 TYP	2.5 TYP	7.1 TYP	5.65 TYP

Shielded Drum Core Inductor

PA4322, PA4318, PA4319 Series

TAPE & REEL INFO

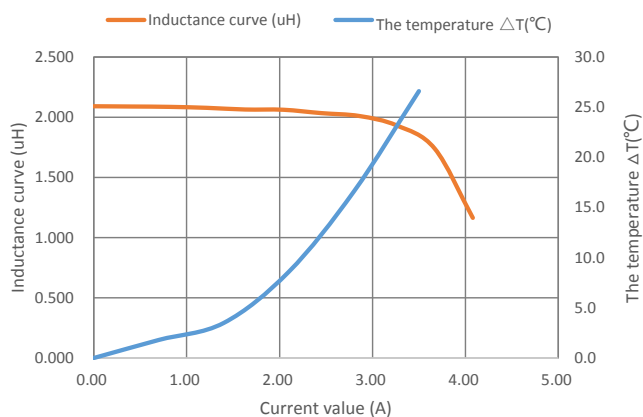


SURFACE MOUNTING TYPE, REEL/TAPE LIST

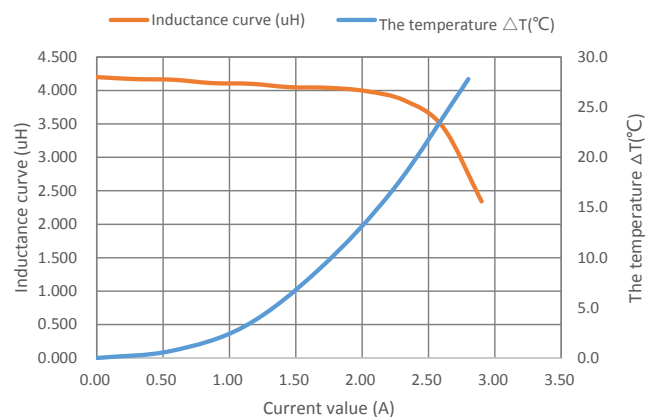
TYPE	REEL SIZE (mm)		TAPE SIZE (mm)			QTY
	A	G	P ₁	W	K ₀	PCS/REEL
PA4322.XXXNLT	Ø330	12.5	8	12	3.3	2000
PA4318.XXXNLT	Ø330	16.5	8	16	3.3	2000
PA4319.XXXNLT	Ø330	16.5	12	16	4.3	1000

Typical Performance Curves ---PA4322NLT SERIES

PA4322.222NLT



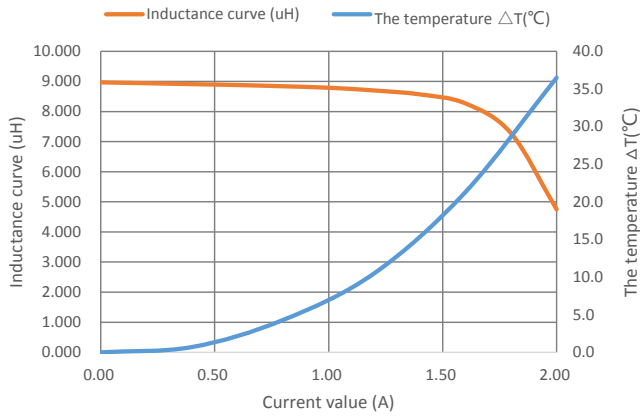
PA4322.472NLT



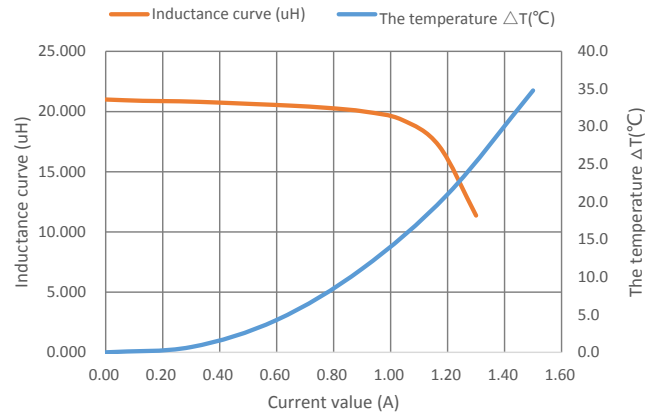
Shielded Drum Core Inductor

PA4322, PA4318, PA4319 Series

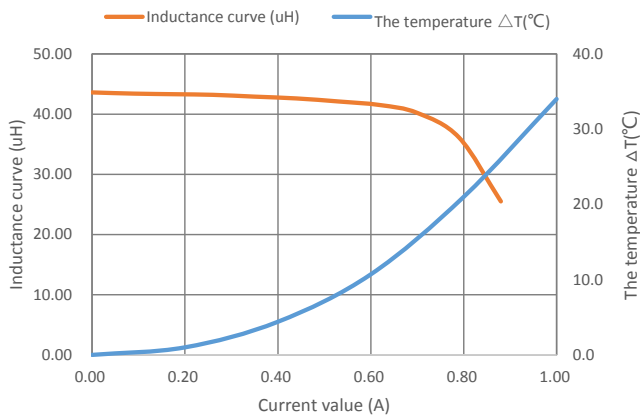
PA4322.103NLT



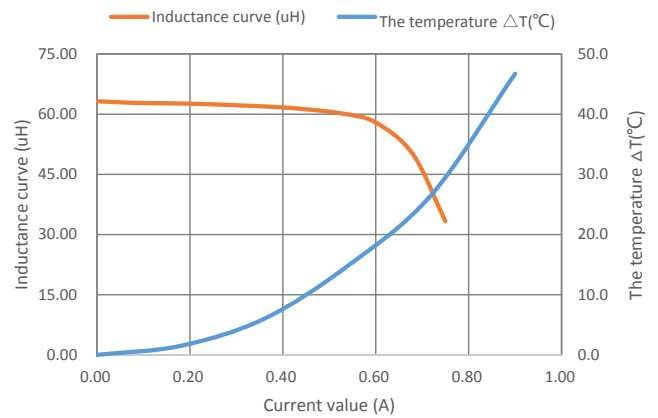
PA4322.223NLT



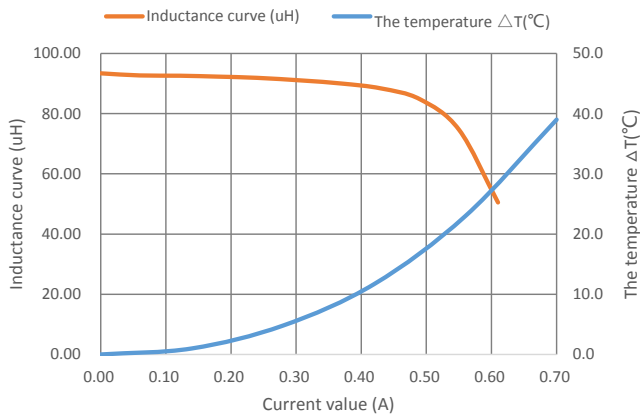
PA4322.473NLT



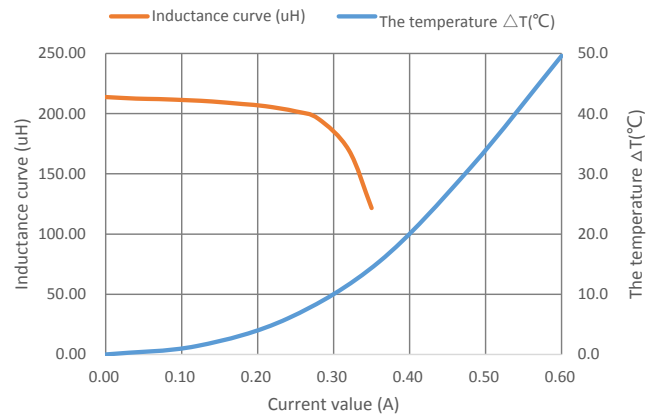
PA4322.683NLT



PA4322.104NLT



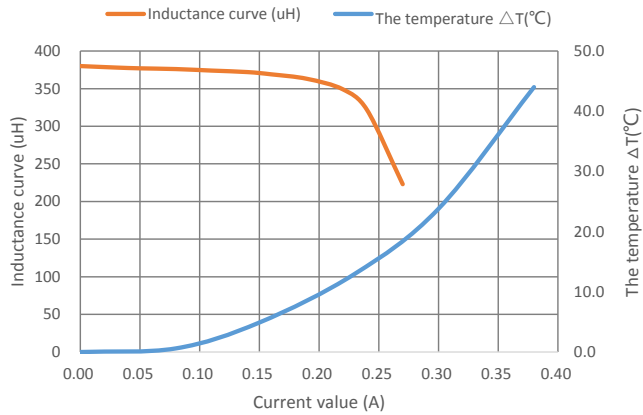
PA4322.224NLT



Shielded Drum Core Inductor

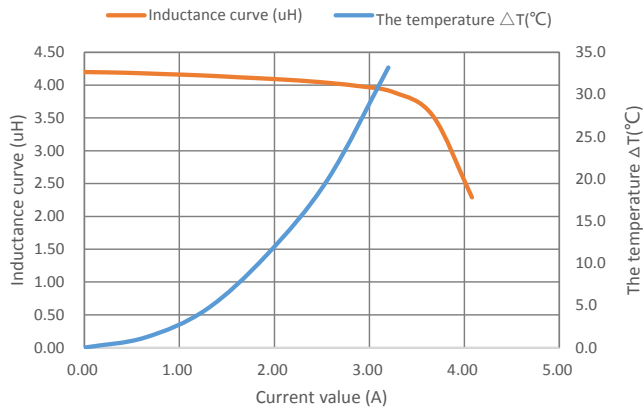
PA4322, PA4318, PA4319 Series

PA4322.394NLT

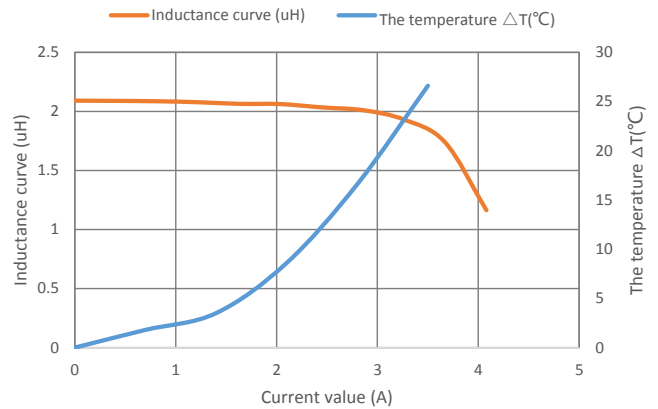


Typical Performance Curves ---PA4318NL SERIES

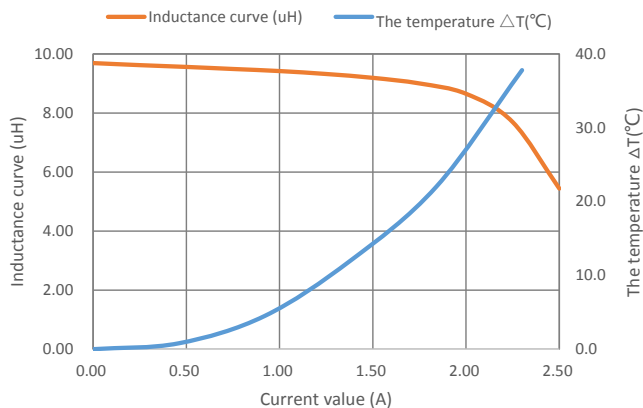
PA4318.472NLT



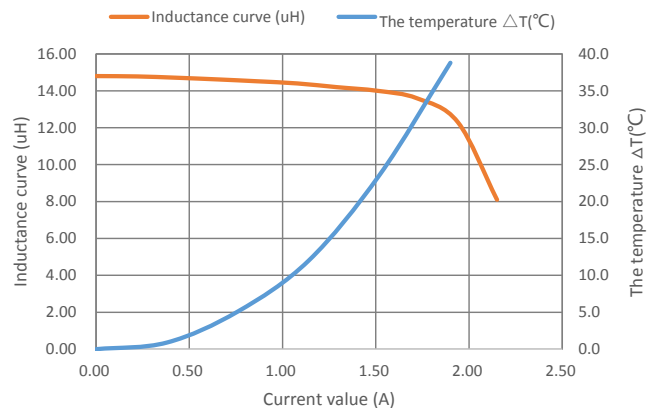
PA4318.682NLT



PA4318.103NLT



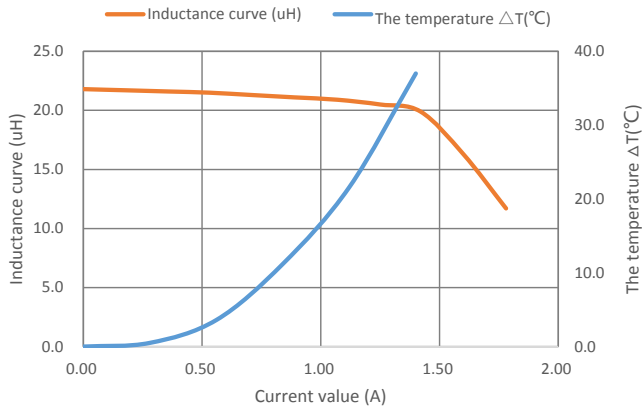
PA4318.153NLT



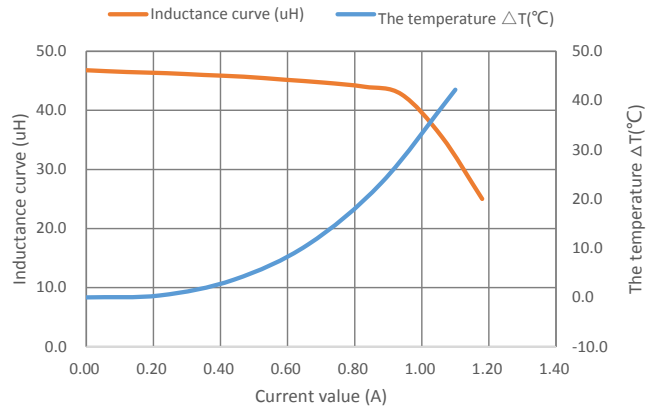
Shielded Drum Core Inductor

PA4322, PA4318, PA4319 Series

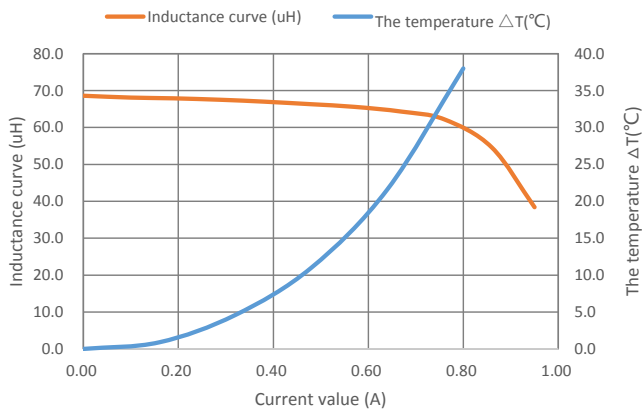
PA4318.223NLT



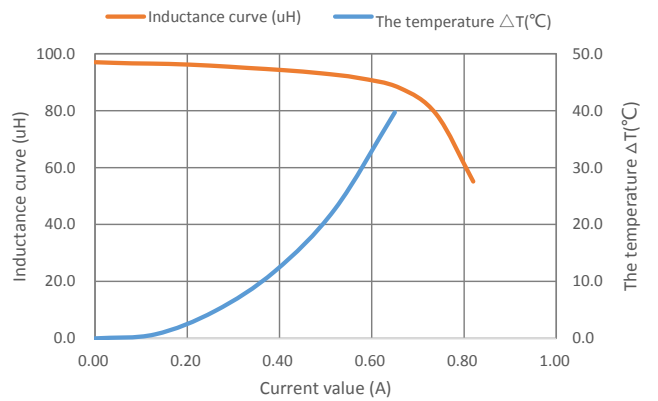
PA4318.473NLT



PA4318.683NLT

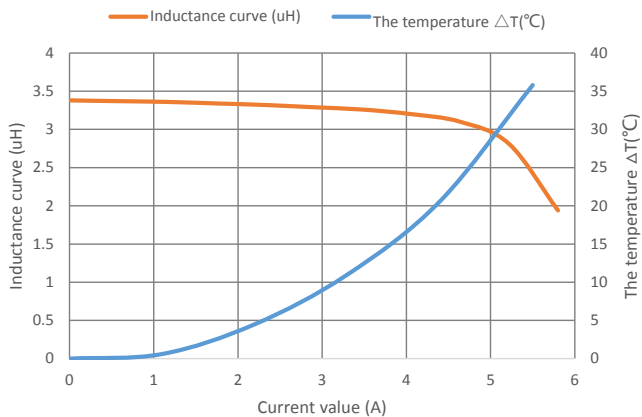


PA4318.104NLT

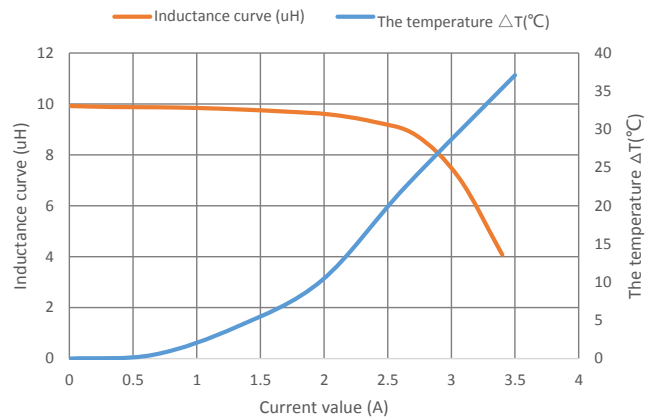


Typical Performance Curves ---PA4319NL SERIES

PA4319.332NLT



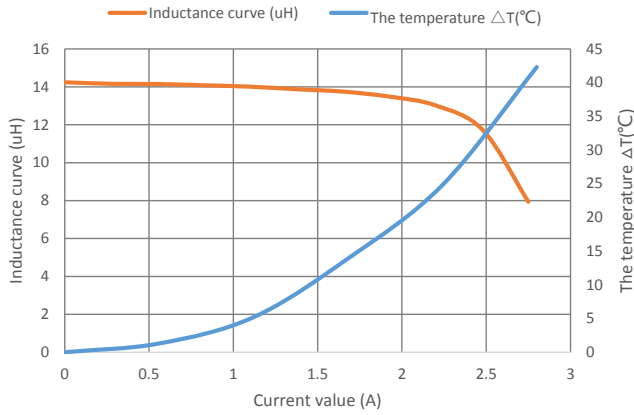
PA4319.103NLT



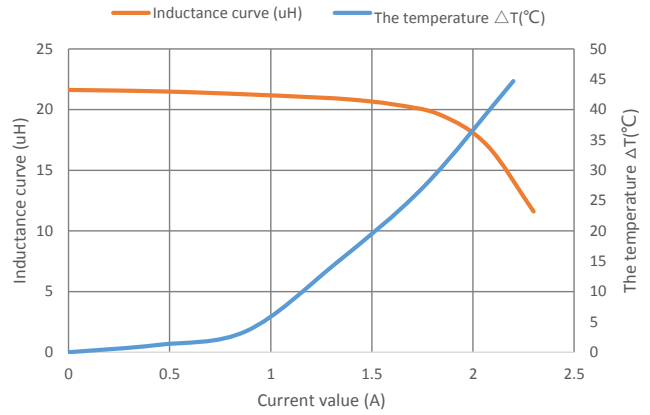
Shielded Drum Core Inductor

PA4322,PA4318,PA4319 Series

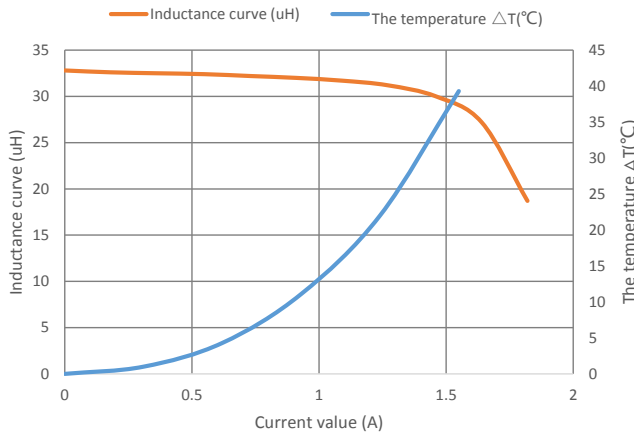
PA4319.153NLT



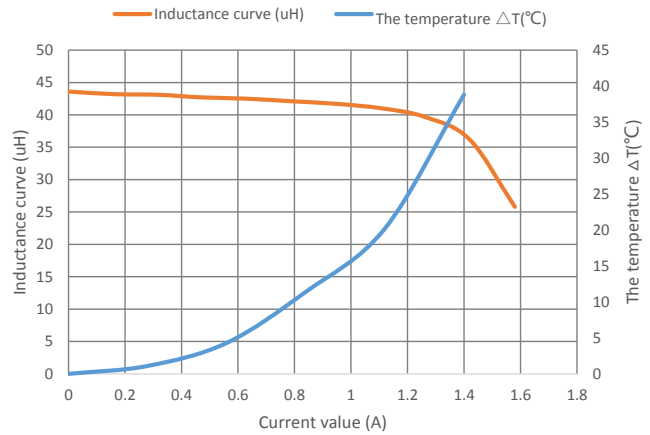
PA4319.223NLT



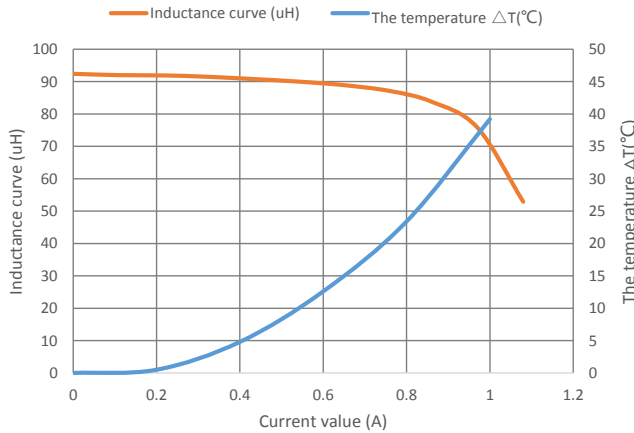
PA4319.333NLT



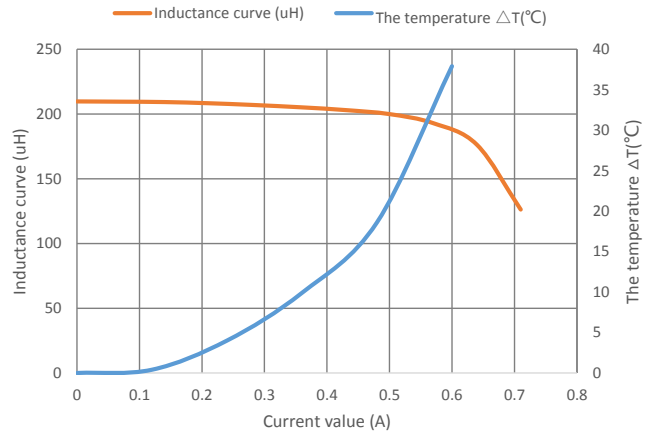
PA4319.473NLT



PA4319.104NLT

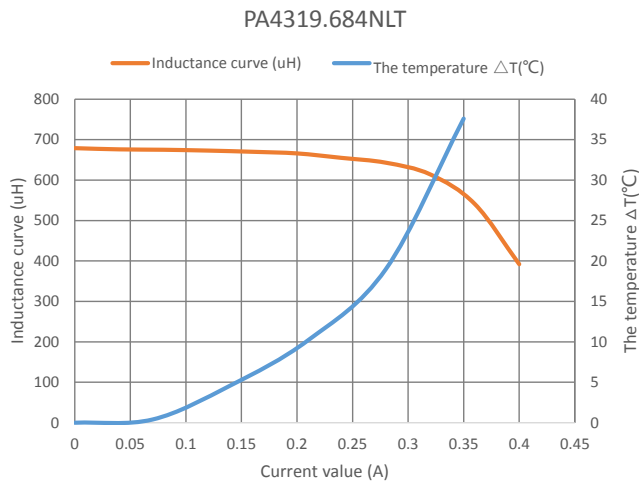


PA4319.224NLT



Shielded Drum Core Inductor

PA4322,PA4318,PA4319 Series



For More Information

Pulse Worldwide Headquarters

15255 Innovation Drive Ste 100
San Diego, CA 92128
U.S.A.

Pulse Europe

Pulse Electronics GmbH
Am Rottland 12
58540 Meinerzhagen
Germany

Pulse China Headquarters

Pulse Electronics (ShenZhen) CO., LTD
D708, Shenzhen Academy of
Aerospace Technology,
The 10th Keji South Road,
Nanshan District, Shenzhen,
P.R. China 518057

Pulse North China

Room 2704/2705
Super Ocean Finance Ctr.
2067 Yan An Road West
Shanghai 200336
China

Pulse South Asia

135 Joo Seng Road
#03-02
PM Industrial Bldg.
Singapore 368363

Pulse North Asia

1F., No.111 Xiyuan Rd
Zhongli City
Taoyuan City 32057
Taiwan (R.O.C)

Tel: 858 674 8100
Fax: 858 674 8262

Tel: 49 2354 777 100
Fax: 49 2354 777 168

Tel: 86 755 33966678
Fax: 86 755 33966700

Tel: 86 21 62787060
Fax: 86 2162786973

Tel: 65 6287 8998
Fax: 65 6280 0080

Tel: 886 3 4356768
Fax: 886 3 4356820

Performance warranty of products offered on this data sheet is limited to the parameters specified. Data is subject to change without notice. Other brand and product names mentioned herein may be trademarks or registered trademarks of their respective owners. © Copyright, 2019. Pulse Electronics, Inc. All rights reserved.