Copying of this document and giving it to others and the use or communication of the contents thereof, are forbidden without express authority. Offenders are liable to the payment of damages. All rights are reserved in the event of the grant of a patent or the registration of the utility model or design

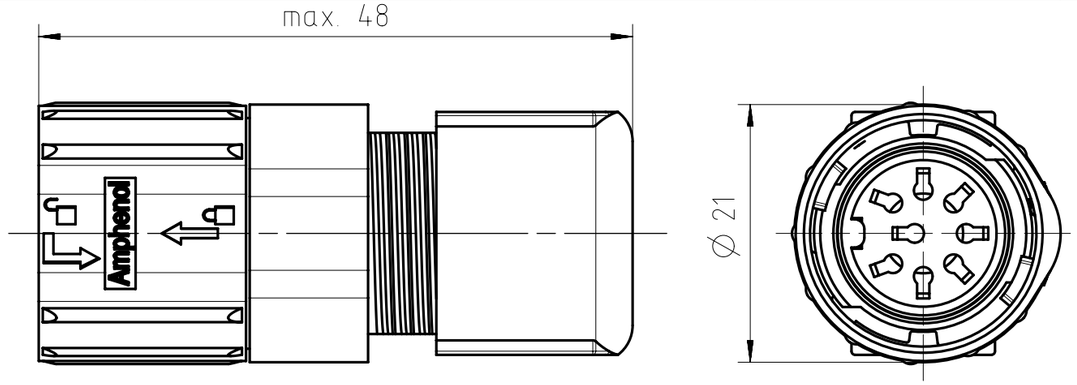

Assembly instruction see N 22 091 0033 U 04

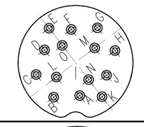	14 (14-a)	C091 11H014 000 5 U	C091 11H014 002 5 U
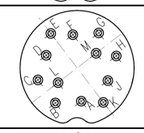	12 (12-a)	C091 11H012 000 5 U	C091 11H012 002 5 U
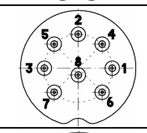	8 (08-a)	C091 11H008 000 5 U	C091 11H008 002 5 U
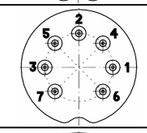	7 (07-b)	C091 11H107 000 5 U	C091 11H107 002 5 U
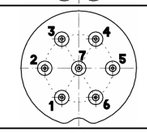	7 (07-a)	C091 11H007 000 5 U	C091 11H007 002 5 U
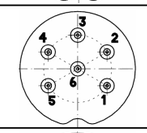	6 (06-a)	C091 11H006 000 5 U	C091 11H006 002 5 U
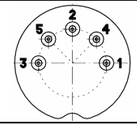	5 (05-b)	C091 11H105 000 5 U	C091 11H105 002 5 U
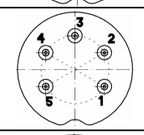	5 (05-a)	C091 11H005 000 5 U	C091 11H005 002 5 U
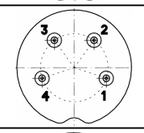	4 (04-a)	C091 11H004 000 5 U	C091 11H004 002 5 U
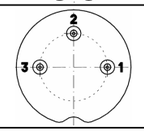	3 (03-a)	C091 11H003 000 5 U	C091 11H003 002 5 U
Contact arrangement View on mating side	Number of contacts (Contact arrangement acc. DIN EN 61076-2-106)	Part number for cable diameters 4-8,5mm	Part number for cable diameters 8,5-10,5mm

cable sealings included in versions for 4-8,5mm cable diameter

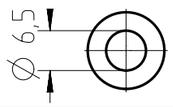

for 4-6mm cable diameter

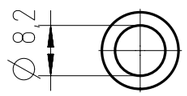

for 6-8,5mm cable diameter

cable sealings included in versions for 8,5-10,5mm cable diameter

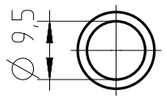

for 8,5-9,5mm cable diameter

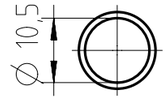

for 9,5-10,5mm cable diameter

Number of contacts	Standard	3	4	5	5	6	7	7	8	12	14
Contact arrangement	IEC 61076-2-106	03-a	04-a	05-a	05-b	06-a	07-a	07-b	08-a	12-a	14-a
Rated voltage	IEC 60664-1	150 V		100 V	32 V	100 V		32 V			
Rated impulse withstand voltage	IEC 60664-1	1500 V			800 V	1500 V		800 V			
Pollution degree	IEC 60664-1	3[1]									
Installation category	IEC 60664-1	I									
Insulation group	IEC 60664-1	II, 400 ≤ CTI < 600									
Current rating	IEC 60512-5-3	10A/+40°C		7A/+40°C						3A/+40°C	
Insulation resistance	IEC 60512-3-1	>10^{10} Ohm[2]									
Contact resistance	IEC 60512-2-1	<5mOhm									
Climatic category	IEC 60668-1	40 / 100 / 21									
Temperatur range		-40°C...+100°C / -40°F...+212°F									
IP degree	IEC 60529	IP 68 (in mated condition)									
Insertion and withdrawal force	IEC 60512-13-2	25N	30N	35N	35N	50N	55N	55N	60N	50N	50N
mechanical operation	IEC 60512-9-1	≥500 mating cycles									
material housing		thermoplastic									
dielectric material		thermoplastic									
sealing material		chloroprene, silicone									
contacts		silver or gold plated, please order contacts separately acc. to drawing M-N 01 015 00XX X (3-8pol) or M-N 01 010 0158 X (12-14pol)									
termination technique		crimp									
wire gauge		0,09-1,0mm²			0,09-0,75 mm²	0,09-1,0mm²	0,09-0,75mm²			0,09-0,25mm²	
flamability		UL 94 V0									
locking system		Quicklock System									

[1] designed according pollution degree 2, can be used under pollution degree 3 if the rules according IEC 60664-1 are fulfiled
[2] under operating conditions >10^9 Ohm

Do not connect or disconnect under load. Metal housing parts shall be securely incoporated to protected ground.
All technical data have been measured in a laboratory environment and can be different during pratical usage of the product. Any product informtion is for descriptive usage only and not legally binding; particulary the information does not constitute or provide any legal guaranties ("Beschaffenheitsgarantie" or " Haltbarkeitsgarantie").

Gewicht (errechnet) / *Calc WT* :			
Prüfmaß / *Testdimension*			
Teileindex / *Partindexnumber:*			
Bagatelle change: 03.08.2023 MCARLE			
04	201800273	25.06.2021	MCARL
03	201800273	17.06.2021	MCARL
02	201800273	01.12.2020	MCARL
01	201800273	25.02.2020	MCARL
Index	Änderung/ *Description*	Datum/ *Date*	Name

Zul. Abw./ *Tolerances* : ± 0,50

DIN / ISO 13715

Gez. / Drawn	19.02.2020 MCARLE
Status	Released
Gepr. / Checked	25.06.2021 MBERTSCH

Amphenol Tuchel Industrial GmbH

Maßstab / *Scale* : 2:1 | A3

CUSTOMER DRAWING

Kabelstecker Quicklock

Male cable connector Quicklock

M | C091 11HXXX 00X 5 U

Blatt/ *Sheet* 1 / 1 Bl.

Ers. f. / *Replacement for* :

FAI2021-002813

NXM-V01

Weitergabe sowie Vervielfältigung dieser Unterlage, Verwertung und Mitteilung ihres Inhalts nicht gestattet, soweit nicht ausdrücklich zugestanden. Zuwiderhandlungen verpflichten zu Schadenersatz. Alle Rechte für den Fall der Patenterteilung oder Gebrauchsmuster-Eintragung vorbehalten.

Downloaded from Arrow.com.