

**ULTRA FAST RECTIFIERS**

REVERSE VOLTAGE - **50 to 400** Volts  
FORWARD CURRENT - **3.0** Amperes

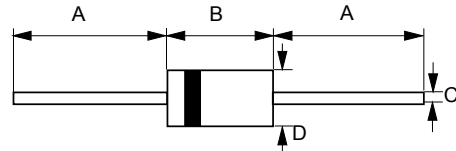
**FEATURES**

- Low cost
- Diffused junction
- Ultra fast switching for high efficiency
- Low reverse leakage current
- Low forward voltage drop
- High current capability
- The plastic material carries UL recognition 94V-0

**MECHANICAL DATA**

- Case : JEDEC DO-201AD molded plastic
- Polarity : Color band denotes cathode
- Weight : 0.04 ounces, 1.1 grams
- Mounting position : Any

**DO-201AD**



DO-201AD		
Dim.	Min.	Max.
A	25.4	-
B	7.30	9.50
C	1.20	1.30
D	4.80	5.30
All Dimensions in millimeter		

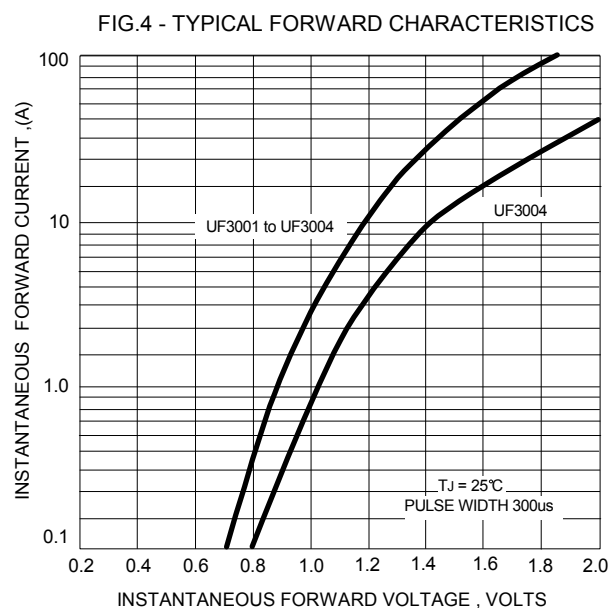
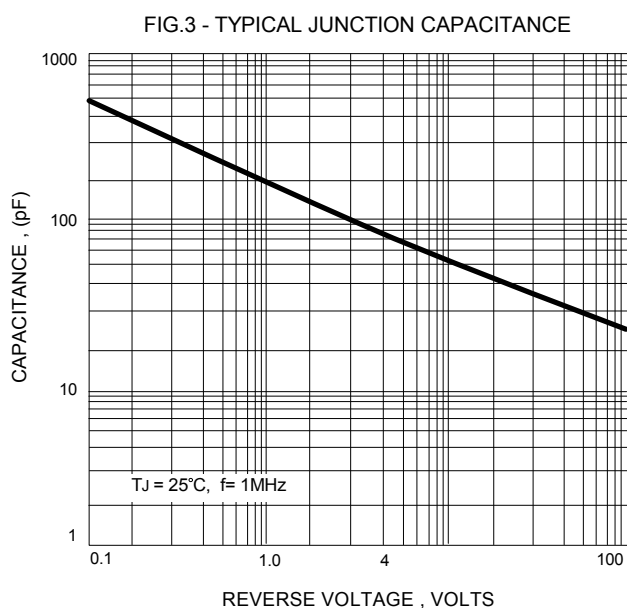
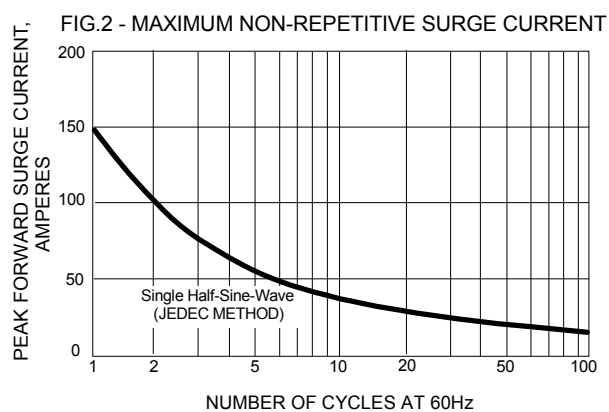
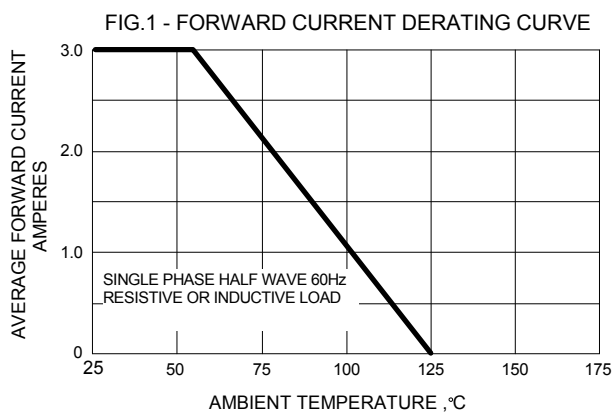
**MAXIMUM RATINGS AND ELECTRICAL CHARACTERISTICS**

Ratings at 25°C ambient temperature unless otherwise specified.

CHARACTERISTICS	SYMBOL	UF3001	UF3002	UF3003	UF3004	UNIT
Maximum Recurrent Peak Reverse Voltage	V <sub>RRM</sub>	50	100	200	400	V
Maximum RMS Voltage	V <sub>RMS</sub>	35	70	140	280	V
Maximum DC Blocking Voltage	V <sub>DC</sub>	50	100	200	400	V
Maximum Average Forward Rectified Current @T <sub>A</sub> =55°C	I(AV)	3.0				A
Peak Forward Surge Current 8.3ms single half sine-wave super imposed on rated load (JEDEC Method)	I <sub>FSM</sub>	150				A
Maximum forward Voltage at 3.0A DC	V <sub>F</sub>	1.0			1.3	V
Maximum DC Reverse Current at Rated DC Blocking Voltage @T <sub>J</sub> =25°C @T <sub>J</sub> =100°C	I <sub>R</sub>	5 100				uA
Maximum Reverse Recovery Time (Note 1)	T <sub>RR</sub>	50				ns
Typical Junction Capacitance (Note 2)	C <sub>J</sub>	75				pF
Typical Thermal Resistance (Note 3)	R <sub>θJA</sub>	20				°C/W
Operating Temperature Range	T <sub>J</sub>	-55 to +125				°C
Storage Temperature Range	T <sub>STG</sub>	-55 to +150				°C

NOTES : 1.Measured with I<sub>F</sub>=0.5A, I<sub>R</sub>=1A, I<sub>RR</sub>=0.25A.  
2.Measured at 1.0MHz and applied reverse voltage of 4.0V DC.  
3.Thermal Resistance Junction to Ambient.

REV. 4, Sep-2010, KDCF02



## **Important Notice and Disclaimer**

LSC reserves the right to make changes to this document and its products and specifications at any time without notice. Customers should obtain and confirm the latest product information and specifications before final design, purchase or use.

LSC makes no warranty, representation or guarantee regarding the suitability of its products for any particular purpose, nor does LSC assume any liability for application assistance or customer product design. LSC does not warrant or accept any liability with products which are purchased or used for any unintended or unauthorized application.

No license is granted by implication or otherwise under any intellectual property rights of LSC.

LSC products are not authorized for use as critical components in life support devices or systems without express written approval of LSC.