© 2020 TE Connectivity. All Rights Reserved.

REVISIONS					
P	LTR	DESCRIPTION	DATE	DWN	APVD
A		FIRST RELEASE	7AUG20	C.X	D.Z

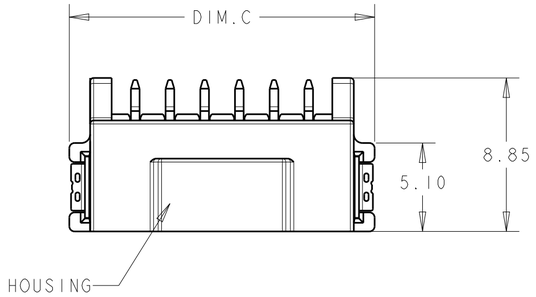

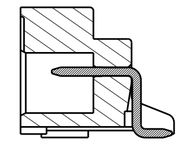

SECTION A-A

NOTES:

1. MATERIAL: CONTACT - BRASS
   METAL PEG - BRASS
   HOUSING - UL94V-0 RATED HIGH TEMP NYLON;
2. PLATING: CONTACT - 2.0um MINIMUM TIN OVER 1.27um MINIMUM NICKEL, LEAD FREE PLATING;
   METAL PEG - 2.0um MINIMUM TIN OVER 1.27um MINIMUM NICKEL, LEAD FREE PLATING;
3. PRODUCT COMPLY WITH IEC60335-1 SECTION30(GWT)GLOW WIRE REQUIREMENTS.
4. PART NUMBER AND MATING PARTS ARE SHOWN IN TABLE OF SHEET 2;

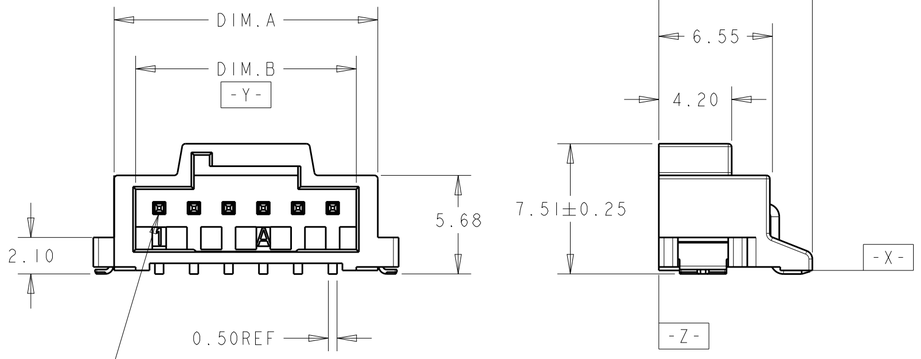

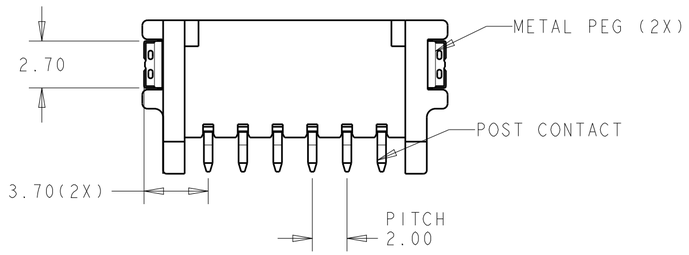

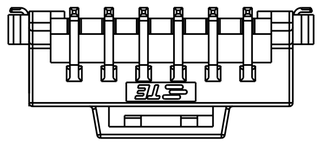

RECOMMENDED PCB LAYOUT

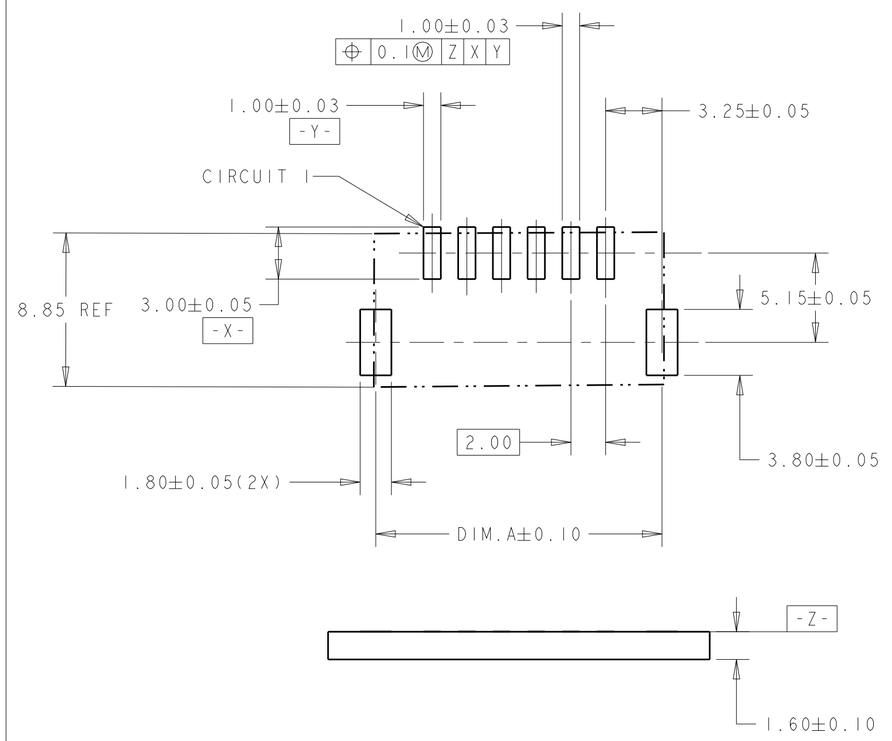

10P	24.50
9P	22.50
8P	20.50
7P	18.50
6P	16.50
5P	14.50
4P	12.50
3P	10.50
2P	8.50
POSITION	DIM.A

THIS DRAWING IS A CONTROLLED DOCUMENT.

DIMENSIONS: mm

TOLERANCES UNLESS OTHERWISE SPECIFIED:
0 PLC ±-
1 PLC ±-
2 PLC ±0.15
3 PLC ±-
4 PLC ±-
ANGLES ±-

MATERIAL 1

FINISH 2

DWN	C. XU	9MAY2019
CHK	D. ZHANG	10MAY2019
APVD	D. ZHANG	10MAY2019
PRODUCT SPEC	108-106266	
APPLICATION SPEC	114-106266	
WEIGHT	-	

RESTRICTED CUSTOMER

TE Connectivity

NAME: HEADER ASSEMBLY, RIGHT ANGLE SG12.0,SMT

SIZE	CAGE CODE	DRAWING NO	RESTRICTED TO
A2	00779	C-2336678	

SCALE 4:1 SHEET 1 OF 3 REV A

Downloaded from Arrow.com.

© 2020 TE Connectivity. All Rights Reserved.

REVISIONS					
P	LTR	DESCRIPTION	DATE	DWN	APVD
		SEE SHEET1			

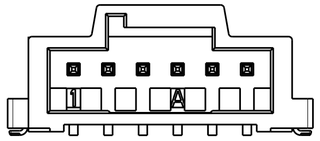

KEY A

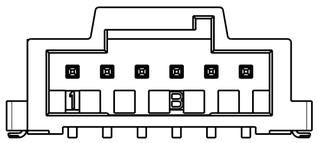

KEY B

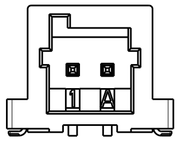

2P

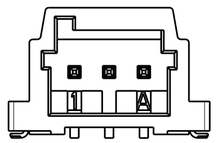

3P

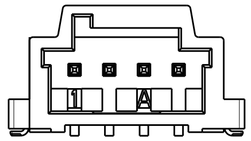

4P

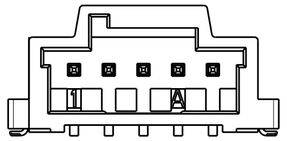

5P

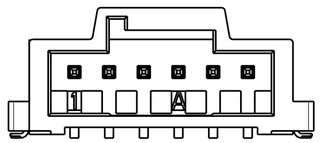

6P

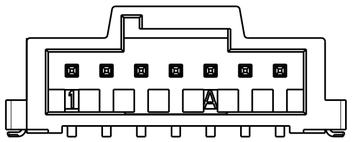

7P

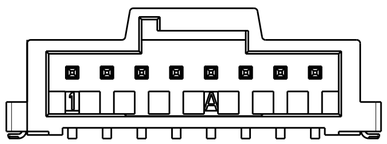

8P

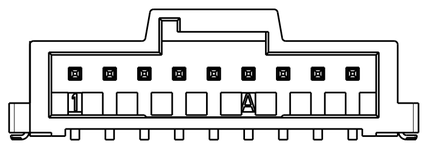

9P

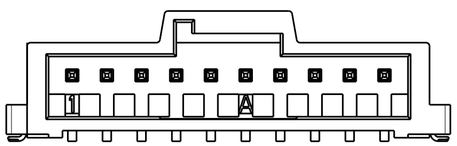

10P

MATING PART	DIM.C	DIM.B	DIM.A	POSITION	KEYING	COLOR	ASSEMBLY PART NO.
5-2232979-0	25.60	20.72	23.20	10	B	BLACK	5-2336678-0
4-2232979-9	23.60	18.72	21.20	9			4-2336678-9
4-2232979-8	21.60	16.72	19.20	8			4-2336678-8
4-2232979-7	19.60	14.72	17.20	7			4-2336678-7
4-2232979-6	17.60	12.72	15.20	6			4-2336678-6
4-2232979-5	15.60	10.72	13.20	5			4-2336678-5
4-2232979-4	13.60	8.72	11.20	4			4-2336678-4
4-2232979-3	11.60	6.72	9.20	3			4-2336678-3
4-2232979-2	9.60	4.72	7.20	2			4-2336678-2
2-2232979-0	25.60	20.72	23.20	10	A	NATURAL	2-2336678-0
1-2232979-9	23.60	18.72	21.20	9			1-2336678-9
1-2232979-8	21.60	16.72	19.20	8			1-2336678-8
1-2232979-7	19.60	14.72	17.20	7			1-2336678-7
1-2232979-6	17.60	12.72	15.20	6			1-2336678-6
1-2232979-5	15.60	10.72	13.20	5			1-2336678-5
1-2232979-4	13.60	8.72	11.20	4			1-2336678-4
1-2232979-3	11.60	6.72	9.20	3			1-2336678-3
1-2232979-2	9.60	4.72	7.20	2			1-2336678-2

THIS DRAWING IS A CONTROLLED DOCUMENT.

DIMENSIONS: mm

TOLERANCES UNLESS OTHERWISE SPECIFIED:
0 PLC ±-
1 PLC ±-
2 PLC ±0.15
3 PLC ±-
4 PLC ±-
ANGLES ±-

MATERIAL 1

FINISH 2

DWN C. XU 9MAY2019
CHK D. ZHANG 10MAY2019
APVD D. ZHANG 10MAY2019
PRODUCT SPEC 108-106266
APPLICATION SPEC 114-106266
WEIGHT -

TE Connectivity

NAME HEADER ASSEMBLY, RIGHT ANGLE SG12.0,SMT

SIZE	CAGE CODE	DRAWING NO	RESTRICTED TO
A2	00779	C-2336678	

RESTRICTED CUSTOMER

SCALE 4:1 SHEET 2 OF 3 REV A

Downloaded from Arrow.com.

© 2020 TE Connectivity. All Rights Reserved.

REVISIONS					
P	LTR	DESCRIPTION	DATE	DWN	APVD

2P/3P/4P/5P TAPE SHOWN

USER DIRECTION OF UNREELING

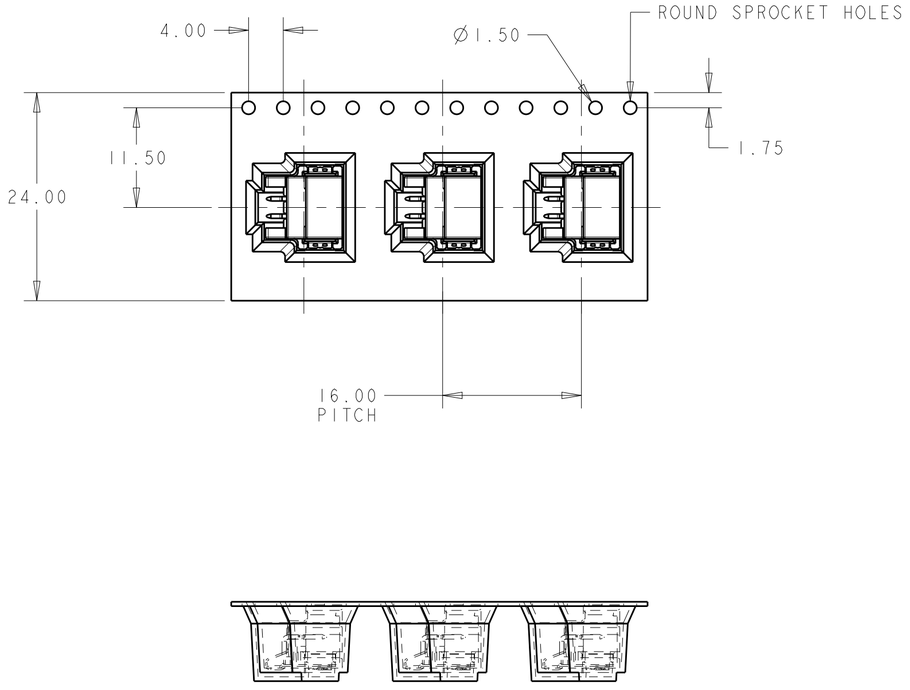

6P/7P/8P/9P/10P TAPE SHOWN

USER DIRECTION OF UNREELING

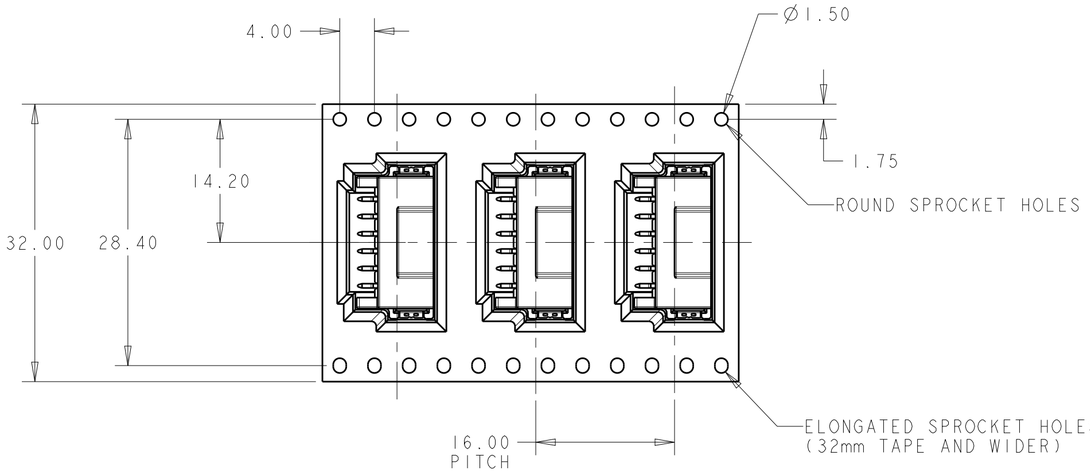

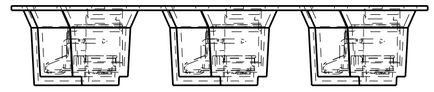

THIS DRAWING IS A CONTROLLED DOCUMENT.

DIMENSIONS: mm

TOLERANCES UNLESS OTHERWISE SPECIFIED:

0 PLC	±-
1 PLC	±-
2 PLC	±0.15
3 PLC	±-
4 PLC	±-
ANGLES	±-

MATERIAL 1

FINISH 2

DWN C. XU	9MAY2019
CHK D. ZHANG	10MAY2019
APVD D. ZHANG	10MAY2019
PRODUCT SPEC	108-106266
APPLICATION SPEC	114-106266
WEIGHT	-

TE Connectivity

NAME: HEADER ASSEMBLY, RIGHT ANGLE SG12.0,SMT -

SIZE	CAGE CODE	DRAWING NO	RESTRICTED TO
A2	00779	C-2336678-C	

RESTRICTED CUSTOMER

SCALE 4:1 | SHEET 3 OF 3 | REV A

Downloaded from Arrow.com.