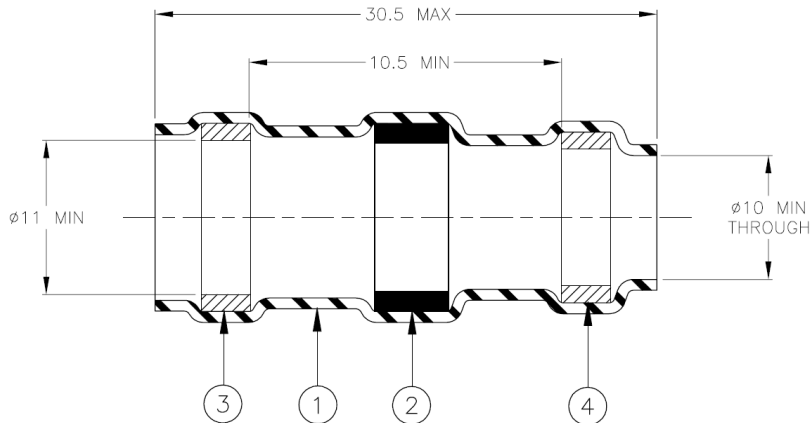


CUSTOMER DRAWING



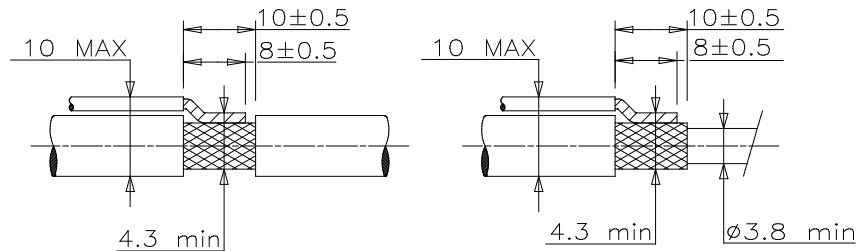
MATERIALS


1. INSULATION SLEEVE: Heat-shrinkable, transparent blue, radiation cross-linked modified polyvinylidene fluoride.
2. SOLDER PREFORM WITH FLUX:
 - SOLDER: TYPE Sn96 per ANSI-J-STD-006.
 - FLUX: TYPE ROL1 per ANSI-J-STD-004.
3. MELTABLE SEALING RING: Thermally stabilized thermoplastic. Color: blue.
4. MELTABLE SEALING RING: Thermally stabilized thermoplastic. Color: red.

APPLICATION

1. This controlled soldering device is designed for termination of a nickel plated copper shield on a cable having an insulation rated for at least 150°C.
2. Temperature range: -55°C to +175°C. For application tooling, contact your local TE Connectivity technical service.

For best results, prepare the cable as shown:



		Raychem THERMOFIT DEVICES		TITLE: SOLDERSLEEVE DEVICE SHIELD TERMINATION HIGH TEMPERATURE			
UNLESS OTHERWISE SPECIFIED DIMENSIONS ARE IN MILLIMETERS. INCHES DIMENSIONS ARE BETWEEN BRACKETS.				DOCUMENT NO.: B-022-06			
TOLERANCES: 0.00 N/A 0.0 N/A 0 N/A	ANGLES: N/A ROUGHNESS IN MICRON	TE Connectivity reserves the right to amend this drawing at any time. Users should evaluate the suitability of the product for their application.		Revision: B		Issue Date: 07-Jul-2020	
DRAWN BY: M. FORONDA		DATE: 07/10/98	ECO: ECO-20-009432		SCALE: None	SIZE: A	SHEET: 1 of 1

© 2020 TE Connectivity Ltd. Family of Companies. All Rights Reserved.

If this document is printed it becomes uncontrolled. Check for the latest revision.

TE Connectivity, TE connectivity (logo), Raychem, THERMOFIT, Solder Sleeve are trademarks