

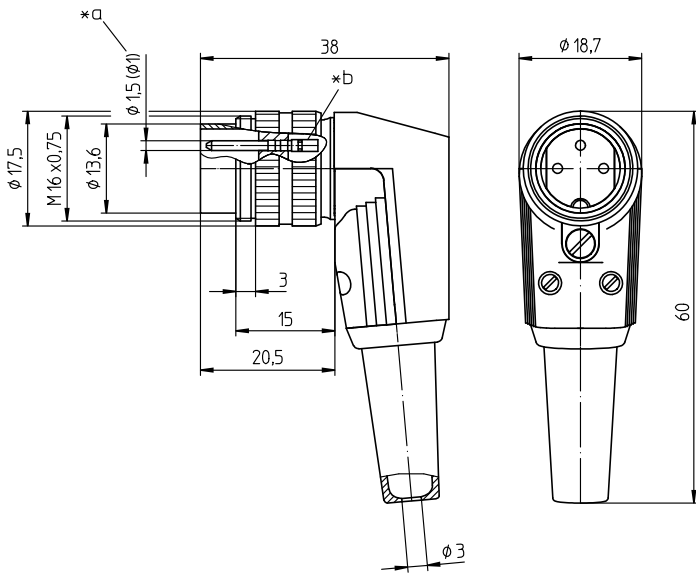
03 WSV

Circular connectors with threaded joint M16 acc. to IEC 61076-2-106, IP40/IP68

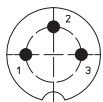


Plug acc. to IEC 61076-2-106, IP40, right angle version, with threaded joint, solder terminals and bend protection, for cable diameter up to 6 mm

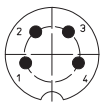
03 WSV



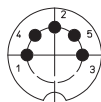
Pin configurations, solder side view



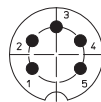
03-a
WSV 30



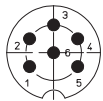
04-a
WSV 40



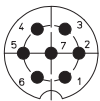
05-b
WSV 50



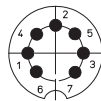
05-a
WSV 50/6



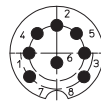
06-a
WSV 60



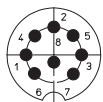
07-a
WSV 70



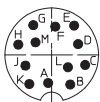
07-b
WSV 71



WSV 80



08-a
WSV 81



12-a
WSV 120

- *a 12 pole version \varnothing 1.0 mm
- *b cup-shaped solder terminal

Environmental conditions

Temperature range -40 °C/+85 °C

Materials

Insulating body	PA GF, V-0 according to UL94
Contact pin	CuZn, pre-nickel and silver-plated, passivated (3-8 poles) CuZn, pre-nickel and gold-plated (12 poles)
Shielding contact	CuZn, pre-nickel and tin-plated
Sleeve	steel, zinc-plated
Strain relief	steel, nickel-plated
Housing	PC, HB according to UL94
Knurled screw	CuZn, nickel-plated
Bend protection sleeve	TPE
Screw	special steel/steel, chromatiert

Mechanical data

Tightening torque connector 1–3 Nm
Protection class IP40¹

¹ according to IEC DIN EN 60529, only in locked condition with an appropriate counterpart

Connectable conductors for solder area

Section \leq 0.75 mm² (AWG 20) (3-8 poles)
 \leq 0.25 mm² (AWG 24) (12 poles)
Cable diameter 4–6 mm

Electrical data (at T_{amb} 20 °C)

Rated current 5 A (T_{amb} 40 °C, 3-8 poles)
3 A (T_{amb} 40 °C, 12 poles)
Rated voltage with pollution degree 1:
300 V (versions 30, 40, 50/6, 60, 70)
100 V (versions 50, 71, 80, 81)
160 V (Polbild 120)
with pollution degree 2:
250 V (versions 30, 40)
32 V (versions 50, 71, 80, 81)
160 V (versions 50/6, 60, 70, 120)
Rated impulse voltage 1500 V (versions 30, 40, 50/6, 60, 70, 120)
500 V (versions 50, 71, 80, 81)
Material group II (IEC)/I (UL) (400 \leq CTI < 600)
Overvoltage category I
Insulation resistance > 100 M Ω

Associated products

Counterparts

030398	KFR	KFV
KFV ... C	KGR	KGV
KGV ... C	KV	KV ... C
KV ...-8	KV ...-8 C	WKV
WKV ... C		

Accessories

0383	038399	038899
----------------------	------------------------	------------------------

03 WSV

Designation	Pole Number	PU (Pieces)	MDQ (Pieces)
WSV 30	3	50	100
WSV 40	4	50	100
WSV 50	5	50	100
WSV 50/6	5	50	100
WSV 60	6	50	100
WSV 70	7	50	100
WSV 71	7	50	100
WSV 80	8	50	100
WSV 81	8	50	100
WSV 120	12	50	100

Packaging:

unassembled, individually in a plastic bag, in a cardboard box