


Product Status	Production
Applications	Automotive Grade
Feature	AEC-Q200AEC-Q200
	No DirectivityNo Directivity
	MultilayerMultilayer
	ShieldMagnetic Shield
	Ferrite CoreFerrite Core
Series   Type	MLF
Brand	TDK
Environmental Compliance	<div><div>RoHS</div><div>REACH</div><div>Halogen Free</div><div>Lead Free</div></div>



Size	
Length(L)	1.60mm ±0.15mm
Width(W)	0.80mm ±0.15mm
Thickness   Height	0.80mm ±0.15mm
Recommended Land Pattern (A)	0.60mm Nom.
Recommended Land Pattern (B)	0.80mm Nom.
Recommended Land Pattern (C)	0.80mm Nom.

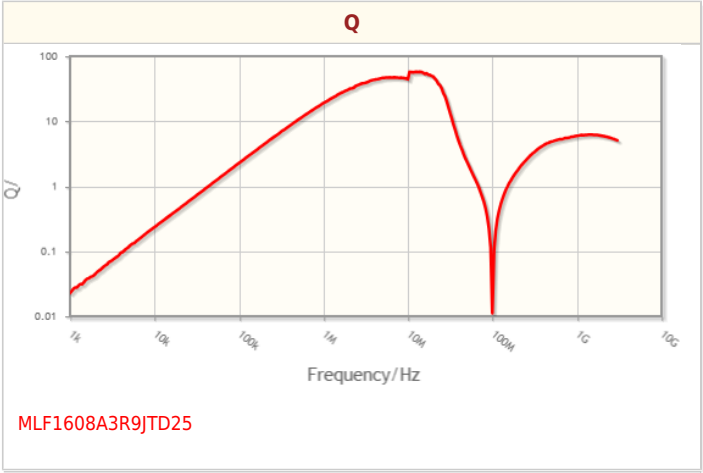
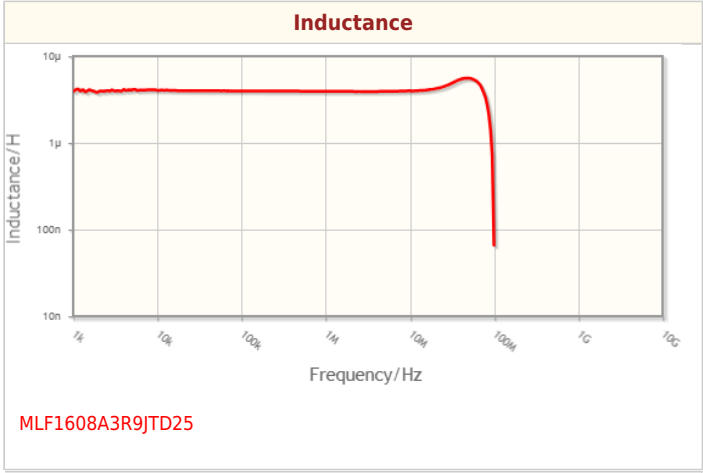
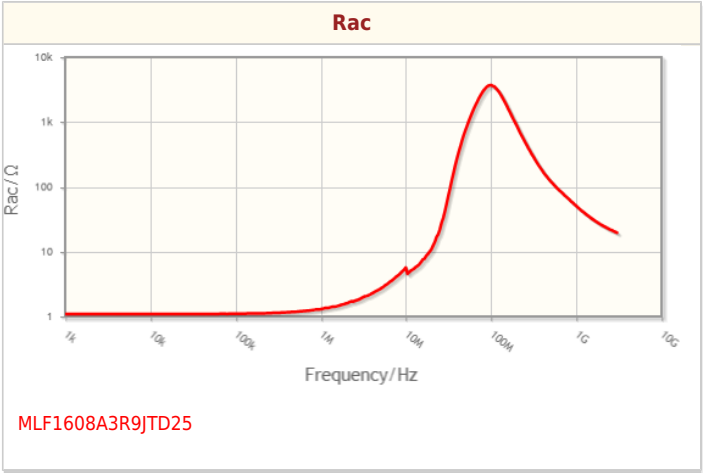
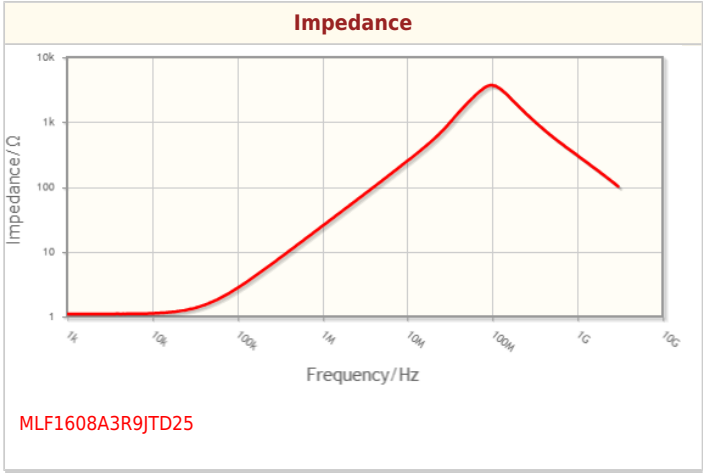
Electrical Characteristics	
Inductance	3.9μH ±5% at 10MHz
Rated Current (L Change) [Typ.]	
Rated Current (L Change) [Max.]	30mA
Rated Current (Temperature Rise) [Typ.]	
Rated Current (Temperature Rise) [Max.]	
DC Resistance [Typ.]	650mΩ
DC Resistance [Max.]	1.45Ω
Rated Voltage [Max.]	
Self Resonant Frequency [Min.]	60MHz
Self Resonant Frequency [Typ.]	90MHz
Q [Min.]	35 at 10MHz
Q [Typ.]	60 at 10MHz

Other	
Operating Temp. Range	-55 to 125°C
Soldering Method	Reflow
	Iron Soldering
AEC-Q200	YES

! Images are for reference only and show exemplary products.  
! This PDF document was created based on the data listed on the TDK Corporation website.  
! All specifications are subject to change without notice.

Packing	Punched (Paper)Taping [180mm Reel]
Package Quantity	4000pcs
Weight	0.004g

Characteristic Graphs(This is reference data, and does not guarantee the products characteristics.)



# Associated Images

