

# LQW18ANR39G80#

“#” at the end indicates the package specification code.

High Frequency Inductor with Low DC resistance and High Current Capability

In Production

RoHS

REACH

125  
°C max.

Wound  
(Non mag)

Low Rdc  
( $\infty$ )

Tight  
Tolerance

Reflow  
OK

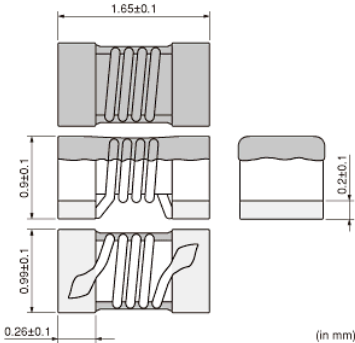
< List of part numbers with package codes >

LQW18ANR39G80B      LQW18ANR39G80D      LQW18ANR39G80J

## Applications

|                          |  |
|--------------------------|--|
| Unsuitable Applications  | Please be sure to read and comply with these "Precautions for use."  |
| Specific Applications    | <p>Consumer equipment, Medical equipment [GHTF A/B/C] except for implant &amp; surgery &amp; auto injector, Industrial equipment except for transportation &amp; facility &amp; energy equipment</p> <p>Please refer to Our Website and specifications, etc. for information about the performance, functions, quality, management, and safety required for the above applications, and use Products after confirming the performance and reliability of the actual Product.</p> |
| Recommended Applications | Consumer equipment   |

## Appearance & Shape



### Attention

- This datasheet is downloaded from the website of Murata Manufacturing Co., Ltd. Therefore, it's specifications are subject to change or our products in it may be discontinued without advance notice. Please check with our sales representatives or product engineers before ordering.
- This datasheet has only typical specifications because there is no space for detailed specifications. Therefore, please review our product specifications or consult the approval sheet for product specifications before ordering.

# LQW18ANR39G80#

“#” at the end indicates the package specification code.



## References

| Packaging | Specifications   | Standard Packing Quantity |
|-----------|------------------|---------------------------|
| B         | Bulk(Bag)        | 500                       |
| D         | 180mm Paper Tape | 4000                      |
| J         | 330mm Paper Tape | 10000                     |

| Mass (typ.) |         |
|-------------|---------|
| 1 piece     | 0.0034g |

### Attention

- 1.This datasheet is downloaded from the website of Murata Manufacturing Co., Ltd. Therefore, it's specifications are subject to change or our products in it may be discontinued without advance notice. Please check with our sales representatives or product engineers before ordering.
- 2.This datasheet has only typical specifications because there is no space for detailed specifications.  
Therefore, please review our product specifications or consult the approval sheet for product specifications before ordering.

# LQW18ANR39G80#

“#” at the end indicates the package specification code.



## Specifications

|  |                |
|--|----------------|
| L size   | 1.65±0.1mm     |
| W size   | 0.99±0.1mm     |
| T size   | 0.9±0.1mm      |
| Size code inch (mm)  | 0603 (1608)    |
| Inductance   | 390nH±2%       |
| Inductance Test Frequency  | 100MHz         |
| Rated current (Itemp)<br>(Based on Temperature rise)                     | 190mA          |
| Max. of DC resistance  | 4.23Ω          |
| Operating Temperature<br>Range(Self-temperature rise<br>is not included) | -55°C to 125°C |
| Class of magnetic shield   | Non-Shielded   |
| Q(min.)  | 25             |
| Q Test Frequency   | 100MHz         |
| Self resonance frequency<br>(min.)                                       | 1100MHz        |
| Brand  | Murata         |
| Series   | LQW18AN_80     |

### Attention

1.This datasheet is downloaded from the website of Murata Manufacturing Co., Ltd. Therefore, it's specifications are subject to change or our products in it may be discontinued without advance notice. Please check with our sales representatives or product engineers before ordering.

2.This datasheet has only typical specifications because there is no space for detailed specifications.

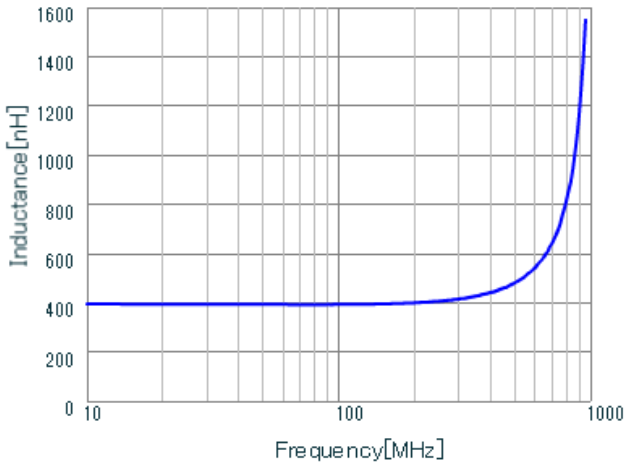
Therefore, please review our product specifications or consult the approval sheet for product specifications before ordering.

# LQW18ANR39G80#

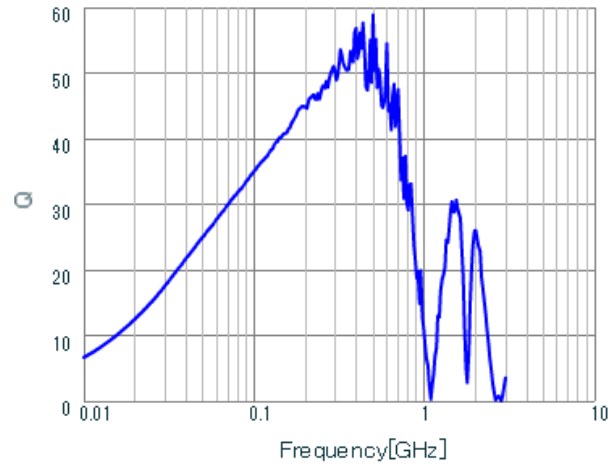
“#” at the end indicates the package specification code.



## Characteristic Data



Inductance - Frequency Characteristics



Q-Frequency Characteristics

### Attention

- 1.This datasheet is downloaded from the website of Murata Manufacturing Co., Ltd. Therefore, it's specifications are subject to change or our products in it may be discontinued without advance notice. Please check with our sales representatives or product engineers before ordering.
- 2.This datasheet has only typical specifications because there is no space for detailed specifications.  
Therefore, please review our product specifications or consult the approval sheet for product specifications before ordering.

# LQW18ANR39G80#

“#” at the end indicates the package specification code.

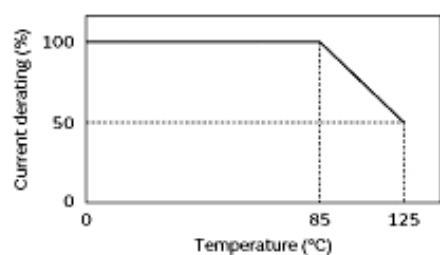


## Notice For General

In operating temperatures exceeding +85°C, derating of current is necessary for this series.

Please apply the derating curve shown in the chart according to the operating temperature.

### Derating of Rated Current



### Attention

1.This datasheet is downloaded from the website of Murata Manufacturing Co., Ltd. Therefore, it's specifications are subject to change or our products in it may be discontinued without advance notice. Please check with our sales representatives or product engineers before ordering.

2.This datasheet has only typical specifications because there is no space for detailed specifications.

Therefore, please review our product specifications or consult the approval sheet for product specifications before ordering.