schaffner MORE POWER TO YOU is now part of TE connectivity

DC Feedthrough Filter



- IEC/EN 60939 approval
- Rated currents from 10 to 200 A
- 2.5 kV pulse test capability
- Class Y4 capacitor

Technical Specifications

Maximum continuous operating voltage	130 VAC, 50/60 Hz (UL, ENEC) 130 VAC, 50/60 Hz (UL, ENEC) 650 VDC max.
Rated currents	10 to 200 A @ 60°C
High potential test voltage	1700 VDC for 2 sec
Temperature range (operation and storage)	-40°C to +100°C (40/100/21)
Flammability corresponding to	UL 94 V-0
Capacitor class	Y4
MTBF (Mil-HB-217F)	<200 A:>680,000 h @ 60°C/130 V =200 A:>356,000 h @ 60°C/130 V

Approvals & Compliances

RoHS

Feedthrough filters offer a high insertion loss across a broad band of frequencies from a few tens of kHz up to the GHz region. In general feedthrough filters offer a higher level of EMI suppression than feedthrough capacitors of the same current rating. This is particularly relevant to applications where source impedance is smaller than 50 Î©. Different versions are available offering a wide selection on operating currents and performance levels. DC feedthrough filters are designed and approved for 130 VDC/130 VAC 50/60 Hz operation.

Features and Benefits

- Very low internal series inductance
- Very high self-resonant frequency
- Self-healing dielectric
- High quality and reliability
- Through-bulkhead mounting
- Anti-twist protection
- Custom-specific or dual-versions on request

Typical Applications

- Power line filter for 48 VDC battery power
- Increasing system and information security
- Telecom base stations
- Switching and cellular equipment
- Computer servers
- UPS power supplies
- Medical equipment

Typical electrical schematic

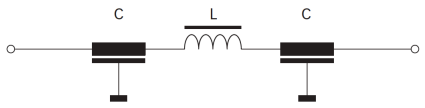

Downloaded from Arrow.com.

Feedthrough Selector Table

Feedthrough	Rated current @ 60°C [A]	Leakage current* @ 130 VAC/50 Hz [mA]	Capacitance** C [nF]	Inductance L @ 10 kHz [nH]	DC resistance*** R @ 25°C [mΩ]	Weight [g]
FN 7660-10-M3	10	0.98	10	58	1.06	48
FN 7661-10-M3	10	9.8	100	70	1.2	55
FN 7661-16-M4	16	9.8	100	70	0.7	58
FN 7660-32-M4	32	0.98	10	70	0.65	58
FN 7661-32-M4	32	9.8	100	70	0.7	58
FN 7660-63-M6	63	9.8	100	70	0.42	120
FN 7661-63-M6	63	46	470	186	0.47	250
FN 7660-100-M8	100	46	470	124	0.25	280
FN 7661-100-M8	100	98	1000	186	0.28	320
FN 7660-200-M10	200	46	470	124	0.24	410
FN 7661-200-M10	200	460.7	4700	124	0.24	655

* Tolerance +20%
** Tolerance ±20%
*** Tolerance +15%

Typical Filter Attenuation

Full load, 50 Ω system

10 A types

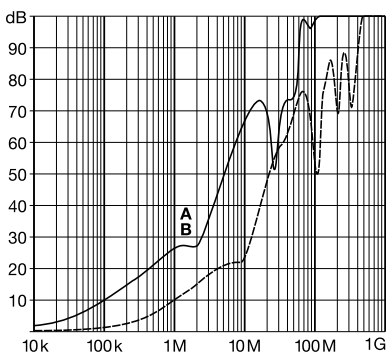

A = FN 7661-10-M3
B = FN 7660-10-M3

16 A types

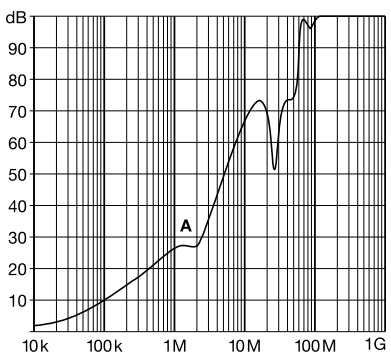

A = FN 7661-16-M4

32 A types

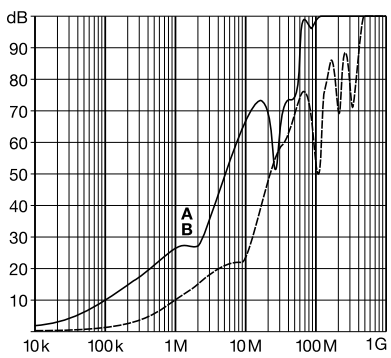

A = FN 7661-32-M4
B = FN 7660-32-M4

63 A types

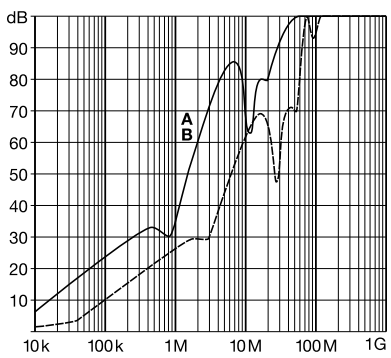

A = FN 7661-63-M6
B = FN 7660-63-M6

100 A types

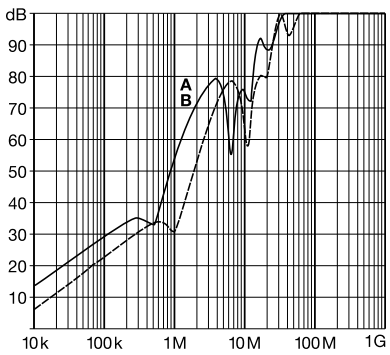

A = FN 7661-100-M8
B = FN 7660-100-M8

200 A types

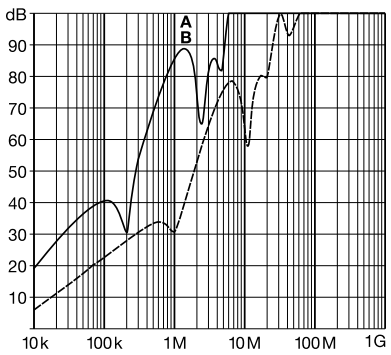

A = FN 7661-200-M10
B = FN 7660-200-M10

Downloaded from Arrow.com.

Mechanical Data

FN 766x mechanical

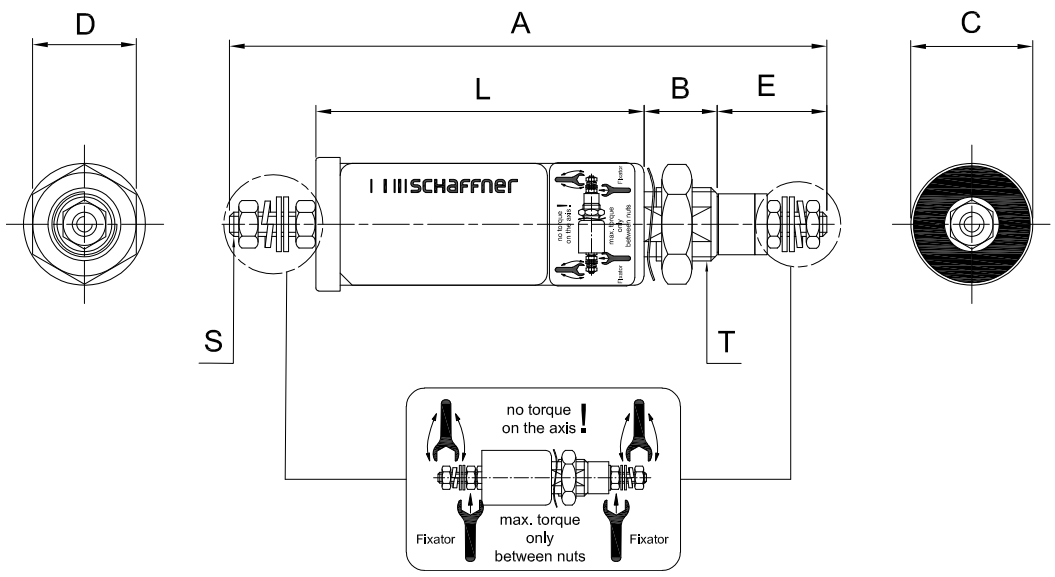

Panel cut out

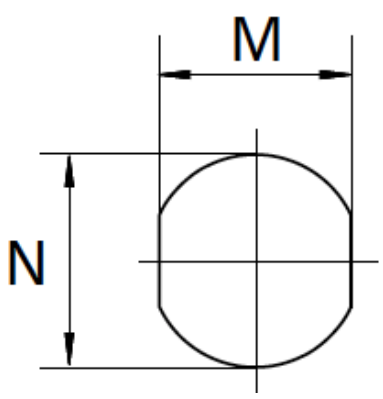

Dimensions

	A	B	C	D	E	L	M	N	S	T
FN 7660-10-M3	90	12	20	17	16	49	10.3	Ø12.3	M3	M12x1
FN 7661-10-M3	107	12	20	17	16	66	10.3	Ø12.3	M3	M12x1
FN 7661-16-M4	106	12	20	17	18	61	10.3	Ø12.3	M4	M12x1
FN 7660-32-M4	98	12	20	17	18	53	10.3	Ø12.3	M4	M12x1
FN 7661-32-M4	106	12	20	17	18	61	10.3	Ø12.3	M4	M12x1
FN 7660-63-M6	160	14	25	22	26	94	14.3	Ø16.3	M6	M16x1
FN 7661-63-M6	173	16	32	27	26	105	18.3	Ø20.3	M6	M20x1
FN 7660-100-M8	184	16	32	27	32	104	18.3	Ø20.3	M8	M20x1
FN 7661-100-M8	200	16	32	27	32	120	18.3	Ø20.3	M8	M20x1
FN 7660-200-M10	209	19	38	27	40	112	22.3	Ø24.3	M10	M24x1
FN 7661-200-M10	209	19	54	41	40	112	24.3	Ø27.3	M10	M27x1.5
Tolerances					±2		±0.2			

All dimensions in mm; 1 inch = 25.4 mm
Tolerances according: ISO 2768-m/EN 22768-m

Recommended Torque

	M3	M4	M6	M8	M10	M12x1	M16x1	M20x1	M24x1	M27x1.5
Terminal thread	0.5 Nm	1.2 Nm	2.5 Nm	5 Nm	8 Nm					
Mounting thread						3 Nm	4 Nm	7 Nm	8 Nm	12 Nm

Downloaded from Arrow.com.

We are here to help



Read more insights from TE's experts:

Schaffner is now part of TE Connectivity

Learn more about Corcom products

Connect With Us

We make it easier to connect with our experts and are ready to provide the support you need.
Visit **te.com/support** to chat with a Product Information Specialist.

Contact a TE expert today

te.com

©2026 TE Connectivity plc. All Rights Reserved.

TE Connectivity, TE, TE connectivity (logo), and EVERY CONNECTION COUNTS, ECOsine, Schaffner are trademarks owned or licensed by TE Connectivity plc. family of companies. All other logos, products and/or company names referred to herein might be trademarks of their respective owners.

While TE has made every reasonable effort to ensure the accuracy of the information in this document, TE does not guarantee that it is error-free, nor does TE make any other representation, warranty or guarantee that the information is accurate, correct, reliable or current. TE reserves the right to make any changes to the information contained herein without prior notice. TE Connectivity assumes only those obligations set forth in the terms and conditions for this product and shall in no event be liable for any incidental, indirect, or consequential damages arising out of the sale, resale, use, or misapplication of the product. TE expressly disclaims any implied warranties with respect to the information contained herein, including, but not limited to, implied warranties of merchantability or fitness for a particular purpose. Dimensions, specifications and/or information contained herein are for reference purposes only and are subject to change without notice. Consult TE for the latest dimensions, specifications and/or information. Users of TE Connectivity products must make their own assessment as to whether the respective product is suitable for the respective desired application.

ED 04/26

schaffner MORE POWER TO YOU is now part of TE connectivity

Downloaded from Arrow.com.