DATE	DESCRIPTION	REV.
10.24.10	AS PER ECN 10–062	A
10.04.10	CHANGE AS PER ECN 10–069	B
10.26.10	CHANGE AS PER ECN 10–075	C
4.12.11	CHANGE AS PER ECN 11–049	D
1.08.18	CHANGE AS PER ECN 18–002 E1 WAS 3.386 [86.00] ADJUST MOUNTING LAYOUT TO MAX. TOLERANCE.CONTACT MAT'L WAS PHOSPHOR BRONZE	E
2.09.23	CHANGE AS PER ECN 23–017 ADDED NOTE #3	F
5.31.23	CHANGE AS PER ECN 23–087 G1 WAS 3.034±.010	G

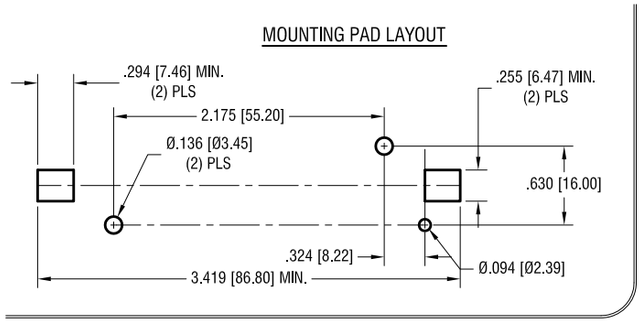

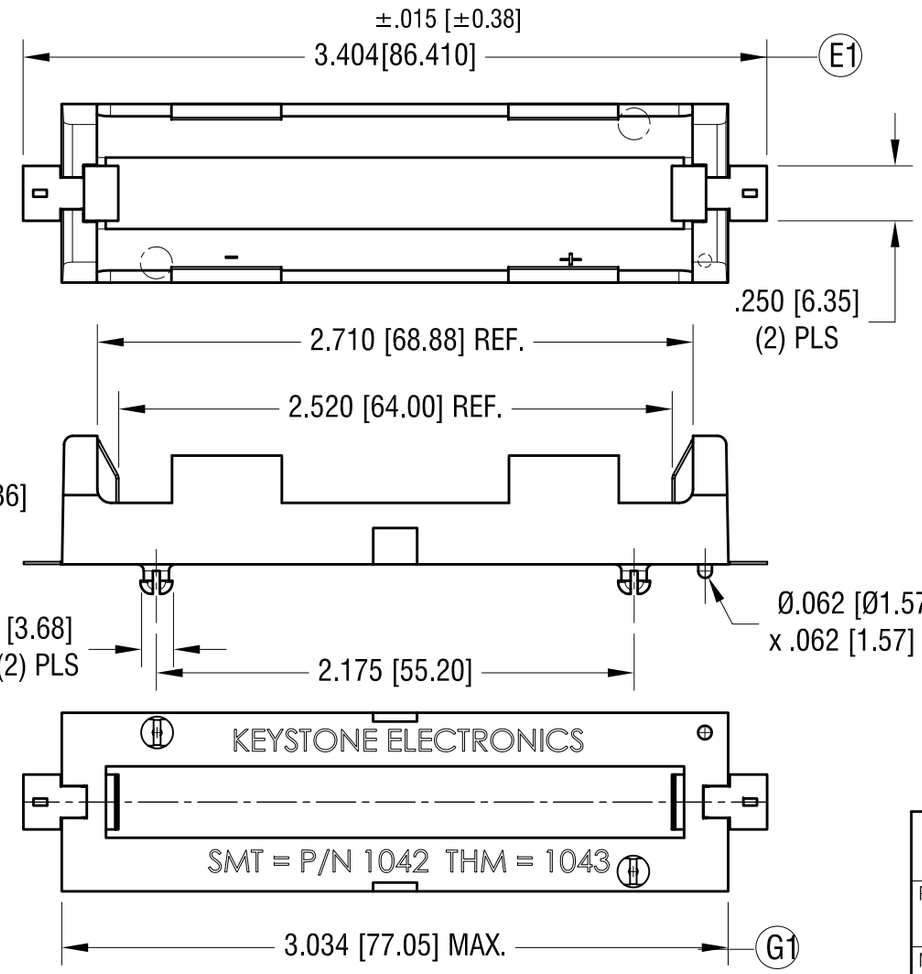

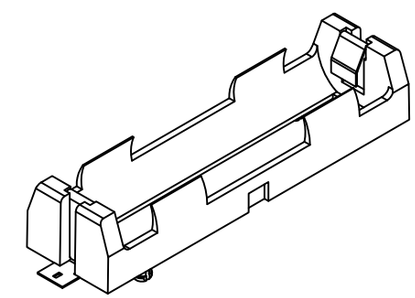

ACTUAL SIZE

NOTE:

1. BASE:
   MAT'L: HEAT RESISTANCE NYLON
   STANYL 46 OR EQUIVALENT
2. CONTACT:
   MAT'L: .012 [0.30] THK STAINLESS STEEL
   FINISH: GOLD FLASH, OVER NICKEL PLATE
3. BATTERY HOLDER SUPPLIED IN MSL-2 PACKAGING
   200 PIECES OF P/N 1042 PER BAG
4. CAN BE USED WITH BATTERIES WITH
   CIRCUIT PROTECTION: 67mm MAX. LENGTH

THIS DOCUMENT IS THE PROPERTY OF KEYSTONE ELECTRONICS CORP. AND SHALL NOT BE REPRODUCED, DISTRIBUTED OR USED AS A BASIS FOR MANUFACTURE WITHOUT PRIOR WRITTEN PERMISSION FROM KEYSTONE ELECTRONICS CORP.

KEYSTONE ELECTRONICS CORP.

www.keyelco.com • NEW HYDE PARK, NY 11040 • Tel (516) 328-7500

PART NAME	PC BATTERY HOLDER, 18650		
MATERIAL	AS NOTED		
FINISH	AS NOTED	DRN BY NT	DATE 8.19.10
		APP'D RH	SCALE 1.25x
TOLERANCES INCH [MM] DECIMAL ± .010 [± 0.25] ANGULAR ± 1° UNLESS OTHERWISE SPECIFIED	CODE C	DWG NO. 1042	

Downloaded from Arrow.com.