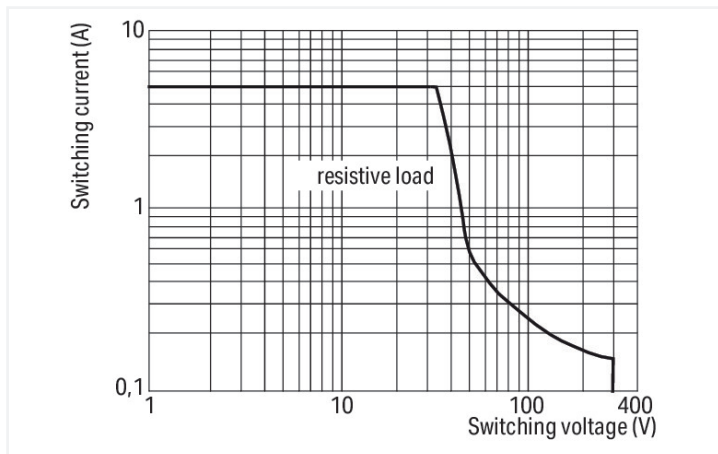



Data Sheet | Item Number: 859-304

Relay module; Nominal input voltage: 24 VDC; 1 changeover contact; Red status indicator; Module width: 6 mm; 2,50 mm²; gray

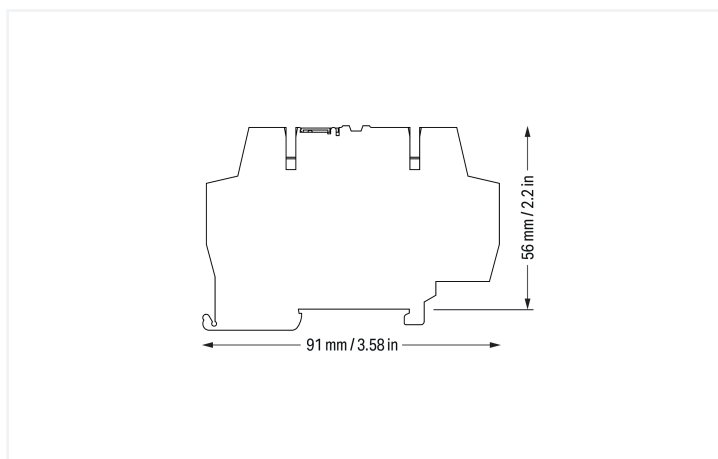
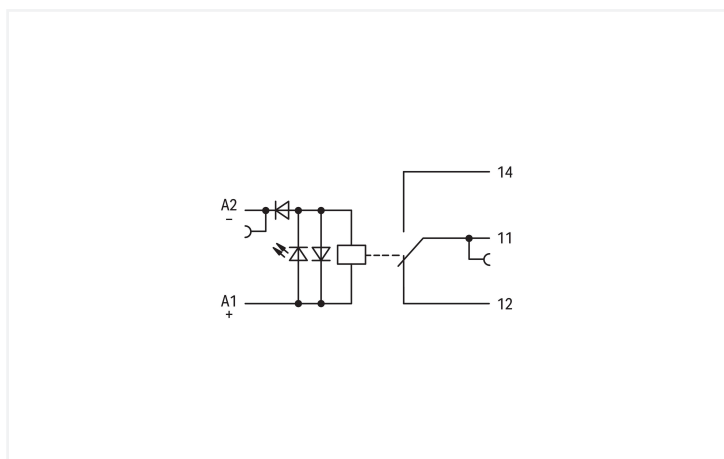
<https://www.wago.com/859-304>



Color: ■ gray

Similar to illustration

DC load limit curve



Notes

Note To protect the relay coils and contacts, inductive loads must be dampened with an effective protection circuit.

Technical data

Control circuit	
Nominal input voltage U_N	24 VDC
Input voltage range	-15 ... +20 %
Nominal input current at U_N	10 mA

Load circuit	
Number of changeover/switchover contacts	1
Contact material (relay)	AgSnO ₂
Limiting continuous current	5 A
Inrush current (resistive) max.	(AC) 20 A / 0.02 s
Switching Voltage, Max.	250 VAC
Switching power (resistive) max.	AC 1250 VA; DC (see load limit curve)
Switching capacity	AC-15: 3 A / 250 VAC; DC-13: 2 A / 24 VDC
Recommended minimum load	10 V / 10 mA; 24 V / 1 mA
Pull-in time (typ.)	6 ms

Load circuit

Drop-out time (typ.)	6 ms
Bounce time (typ.)	3.5 ms
Electrical life (NO; resistive load; 23 °C)	50 x 10 ³ switching operations
Mechanical life	5 x 10 ⁶ switching operations
Switching frequency with/without load (max.)	6 min ⁻¹ / 180 min ⁻¹

Signaling

Status indicator	Red LED
------------------	---------

Safety and protection

Rated Voltage	300 V
Rated impulse withstand voltage	4 kV
Overtoltage category	III
Pollution degree	2
Dielectric strength (control/load circuit) (AC, 1 min)	4 kVrms
Dielectric strength (open contact) (AC, 1 min)	1 kVrms
Insulation type (control/load circuit)	Reinforced insulation (safe isolation)
Insulation type (adjacent devices)	Reinforced insulation (safe isolation)
Protection type	IP20; in connected state or when using 859-525 end plate

Connection Data

Connection technology	CAGE CLAMP®
Solid conductor	0.08 ... 2.5 mm ² / 28 ... 14 AWG
Fine-stranded conductor	0.08 ... 2.5 mm ² / 28 ... 14 AWG
Fine-stranded conductor; with insulated ferrule	0.08 ... 1.5 mm ² / 28 ... 16 AWG
Strip length	5 ... 6 mm / 0.2 ... 0.24 inches

Physical data

Width	6 mm / 0.236 inches
Height	91 mm / 3.583 inches
Depth from upper-edge of DIN-rail	56 mm / 2.205 inches

Mechanical data

Mounting type	DIN-35 rail
Mounting position	horizontal (standing/lying); vertical

Material data

Note (material data)	Information on material specifications can be found here
Color	gray
Insulation material (main housing)	Polyamide (PA66)
Material group	I
Flammability class per UL94	V0
Fire load	0.503 MJ
Weight	22.9 g

Environmental requirements

Ambient temperature (operation at U_N)	-40 ... +50 °C
Ambient temperature (storage)	-40 ... +70 °C
Processing temperature	-25 ... +50 °C
Temperature range of connection cable	$\geq (T_{\text{ambient}} + 20 \text{ K})$
Relative humidity	5 ... 95 % (no condensation permissible)
Operating altitude (max.)	2000 m

Standards and Specifications

Standards/specifications	EN 61010-2-201 EN 61810-1 EN 61373 UL 508 DNV
--------------------------	---

Commercial data

Product Group	6 (INTERFACE ELECTRONIC)
PU (SPU)	10 pcs
Packaging type	Box
Country of origin	CN
GTIN	4055143606769
Customs tariff number	85364900990

Product Classification

UNSPSC	39122334
eCl@ss 10.0	27-37-16-01
eCl@ss 9.0	27-37-16-01
ETIM 9.0	EC001437
ETIM 10.0	EC001437
ECCN	NO US CLASSIFICATION

Environmental Product Compliance

CAS-No.	7439-92-1 79-94-7
REACH Candidate List Substance	2,2',6,6'-tetrabromo-4,4'-isopropylidenediphenol Lead
RoHS Compliance Status	Compliant,With Exemption
RoHS Exemption	7(a)
SCIP notification number (Austria)	4ba85e50-d96d-47e2-86d6-681a402eac2e
SCIP notification number (Belgium)	9f3b5360-9804-4c3f-a0ff-3f693ec30515
SCIP notification number (Bulgaria)	a4c119d3-9c19-43b7-956c-1c790aa5df37
SCIP notification number (Czech Republic)	f0051c41-1633-4c66-981e-032a9f1c03c5
SCIP notification number (Denmark)	195e4ba5-13e3-4ecc-b864-f14dc7cd986d
SCIP notification number (Finland)	8295361c-4356-4b4b-9fb8-867b911dc4e4
SCIP notification number (France)	775b0e0e-d682-4ff9-8068-1728c1ecb1de
SCIP notification number (Germany)	c695a9f9-428d-4f51-ad30-aa93b3302780
SCIP notification number (Hungary)	fb140cf0-9653-4fd3-8b2b-a80855f8adb0
SCIP notification number (Italy)	ef5227da-b944-4c0d-9080-a688f01ac897
SCIP notification number (Netherlands)	8f2e86a0-5c4a-4e06-84e4-d96276e6b220
SCIP notification number (Poland)	13ede835-8ee7-473f-b850-d0d7d631f1b0
SCIP notification number (Romania)	c08f9dd6-4168-4bd9-9607-f67cc88a7755
SCIP notification number (Sweden)	4eb049c8-9412-4cd0-be7d-8e6cbded6d95

Approvals / Certificates

General approvals



Approval	Standard	Certificate Name
EAC GZO Almaty Standart	TP TC 004/2011	EAC CoC 03078
UL Underwriters Laboratories Inc. (ORDINARY LOCATIONS)	UL 508	E175199 Sec.4

Declarations of conformity and manufacturer's declarations

Approval	Standard	Certificate Name
EU-Declaration of Conformity WAGO GmbH & Co. KG	-	-
UK-Declaration of Conformity WAGO GmbH & Co. KG	-	-

Approvals for marine applications



Approval	Standard	Certificate Name
DNV DNV Germany GmbH	DNV-CG-0339, Aug. 2021	TAA00001D1

Approvals for hazardous areas



Approval	Standard	Certificate Name
CCC CNEX	CNCA-C23-01	2021312304000982 (Ex ec nC IIC T4 Gc)
UKEx WAGO GmbH & Co. KG	EN 60079-0	UKCA_WA-GO22UKEX007X_ec nC

Downloads

Environmental Product Compliance

Compliance Search

Environmental Product Compliance 859-304	↓
--	-------------------

Documentation

Bid Text

859-304	19.02.2019	xml 4.47 KB	↓
859-304	20.02.2019	docx 16.77 KB	↓
ausschreiben.de 859-304			↓

Instruction Leaflet

CCC Ex (Additional information)	26.04.2023	pdf 132.68 KB	↓
Relay modules, Opto-coupler modules	V 2.0.0 19.01.2022	pdf 2066.27 KB	↓

CAD/CAE-Data

CAD data	CAE data
2D/3D Models 859-304	EPLAN Data Portal 859-304
	WSCAD Universe 859-304
	ZUKEN Portal 859-304

1 Compatible Products

1.1 Optional Accessories

1.1.1 End plate

1.1.1.1 End plate



Item No.: 859-525
End and intermediate plate; 1 mm thick; gray

1.1.1.2 Intermediate plate



Item No.: 859-525
End and intermediate plate; 1 mm thick; gray

1.1.2 Ferrule

1.1.2.1 Ferrule



Item No.: 216-321
Ferrule; Sleeve for 0.25 mm² / AWG 24; insulated; electro-tin plated; yellow



Item No.: 216-322
Ferrule; Sleeve for 0.34 mm² / 22 AWG; insulated; electro-tin plated; light turquoise



Item No.: 216-221
Ferrule; Sleeve for 0.5 mm² / 20 AWG; insulated; electro-tin plated; white



Item No.: 216-222
Ferrule; Sleeve for 0.75 mm² / 18 AWG; insulated; electro-tin plated; gray



Item No.: 216-223
Ferrule; Sleeve for 1 mm² / AWG 18; insulated; electro-tin plated; red



Item No.: 216-224
Ferrule; Sleeve for 1.5 mm² / AWG 16; insulated; electro-tin plated; black

1.1.3 Jumper

1.1.3.1 Jumper



Item No.: 859-410/000-006
Jumper; for jumper slot; 10-way; insulated; blue

Item No.: 859-410
Jumper; for jumper slot; 10-way; insulated; light gray

Item No.: 859-410/000-005
Jumper; for jumper slot; 10-way; insulated; red

Item No.: 859-410/000-029
Jumper; for jumper slot; 10-way; insulated; yellow



Item No.: 859-402/000-006
Jumper; for jumper slot; 2-way; insulated; blue

Item No.: 859-402
Jumper; for jumper slot; 2-way; insulated; light gray

Item No.: 859-402/000-005
Jumper; for jumper slot; 2-way; insulated; red

Item No.: 859-402/000-029
Jumper; for jumper slot; 2-way; insulated; yellow



Item No.: 859-403/000-006
Jumper; for jumper slot; 3-way; insulated; blue

Item No.: 859-403
Jumper; for jumper slot; 3-way; insulated; light gray

Item No.: 859-403/000-005
Jumper; for jumper slot; 3-way; insulated; red

Item No.: 859-403/000-029
Jumper; for jumper slot; 3-way; insulated; yellow



Item No.: 859-404/000-006
Jumper; for jumper slot; 4-way; insulated; blue

Item No.: 859-404
Jumper; for jumper slot; 4-way; insulated; light gray

Item No.: 859-404/000-005
Jumper; for jumper slot; 4-way; insulated; red

Item No.: 859-404/000-029
Jumper; for jumper slot; 4-way; insulated; yellow



Item No.: 859-405/000-006
Jumper; for jumper slot; 5-way; insulated; blue

Item No.: 859-405
Jumper; for jumper slot; 5-way; insulated; light gray

Item No.: 859-405/000-005
Jumper; for jumper slot; 5-way; insulated; red

Item No.: 859-405/000-029
Jumper; for jumper slot; 5-way; insulated; yellow



Item No.: 859-406/000-006
Jumper; for jumper slot; 6-way; insulated; blue

Item No.: 859-406
Jumper; for jumper slot; 6-way; insulated; light gray

Item No.: 859-406/000-005
Jumper; for jumper slot; 6-way; insulated; red

Item No.: 859-406/000-029
Jumper; for jumper slot; 6-way; insulated; yellow



Item No.: 859-407/000-006
Jumper; for jumper slot; 7-way; insulated; blue

Item No.: 859-407
Jumper; for jumper slot; 7-way; insulated; light gray

Item No.: 859-407/000-005
Jumper; for jumper slot; 7-way; insulated; red

Item No.: 859-407/000-029
Jumper; for jumper slot; 7-way; insulated; yellow



Item No.: 859-408/000-006
Jumper; for jumper slot; 8-way; insulated; blue

Item No.: 859-408
Jumper; for jumper slot; 8-way; insulated; light gray

Item No.: 859-408/000-005
Jumper; for jumper slot; 8-way; insulated; red

Item No.: 859-408/000-029
Jumper; for jumper slot; 8-way; insulated; yellow



Item No.: 859-409/000-006
Jumper; for jumper slot; 9-way; insulated; blue

Item No.: 859-409
Jumper; for jumper slot; 9-way; insulated; light gray

Item No.: 859-409/000-005
Jumper; for jumper slot; 9-way; insulated; red

Item No.: 859-409/000-029
Jumper; for jumper slot; 9-way; insulated; yellow

1.1.4 Marking

1.1.4.1 Marker



Item No.: 2009-145
Mini-WSB Inline; for Smart Printer; 1700 pieces on roll; stretchable 5 - 5.2 mm; plain; snap-on type; white

Item No.: 248-502
Mini-WSB marking card; as card; MARKED; 1 ... 10 (10x); not stretchable; Horizontal marking; snap-on type; white

Item No.: 248-503
Mini-WSB marking card; as card; MARKED; 11 ... 20 (10x); not stretchable; Horizontal marking; snap-on type; white

Item No.: 248-504
Mini-WSB marking card; as card; MARKED; 21 ... 30 (10x); not stretchable; Horizontal marking; snap-on type; white



Item No.: 248-506
Mini-WSB marking card; as card; MARKED; 41 ... 50 (10x); not stretchable; Horizontal marking; snap-on type; white

Item No.: 248-501
Mini-WSB marking card; as card; not stretchable; plain; snap-on type; white

Item No.: 793-5501
WMB marking card; as card; for terminal block width 5 - 17.5 mm; stretchable 5 - 5.2 mm; plain; snap-on type; white

Item No.: 793-501
WMB marking card; as card; not stretchable; plain; snap-on type; white

1.1.4.2 Marking device



Item No.: 210-110

Fiber-tip pen

1.1.5 Test and measurement

1.1.5.1 Testing accessories



Item No.: 859-500

WAGO Test pin; 1 mm Ø; 30 V AC / 60 V DC; CAT0; 1 A; 10 mm uninsulated; Test lead for soldering up to 0,5mm²

1.1.6 Tool

1.1.6.1 Operating tool




Item No.: 210-720

Operating tool; Blade: 3.5 x 0.5 mm; with a partially insulated shaft; multicoloured


Installation Notes

Conductor termination



Conductor termination

Commoning



Easy commoning using adjacent jumpers

Marking



Marking via Mini-WSB Quick Marking System