

Evaluation Board - 2450 MHz Ceramic Chip Antenna

ACAG0201-2450-EVB

Request Samples



Check Inventory



120 x 45 mm

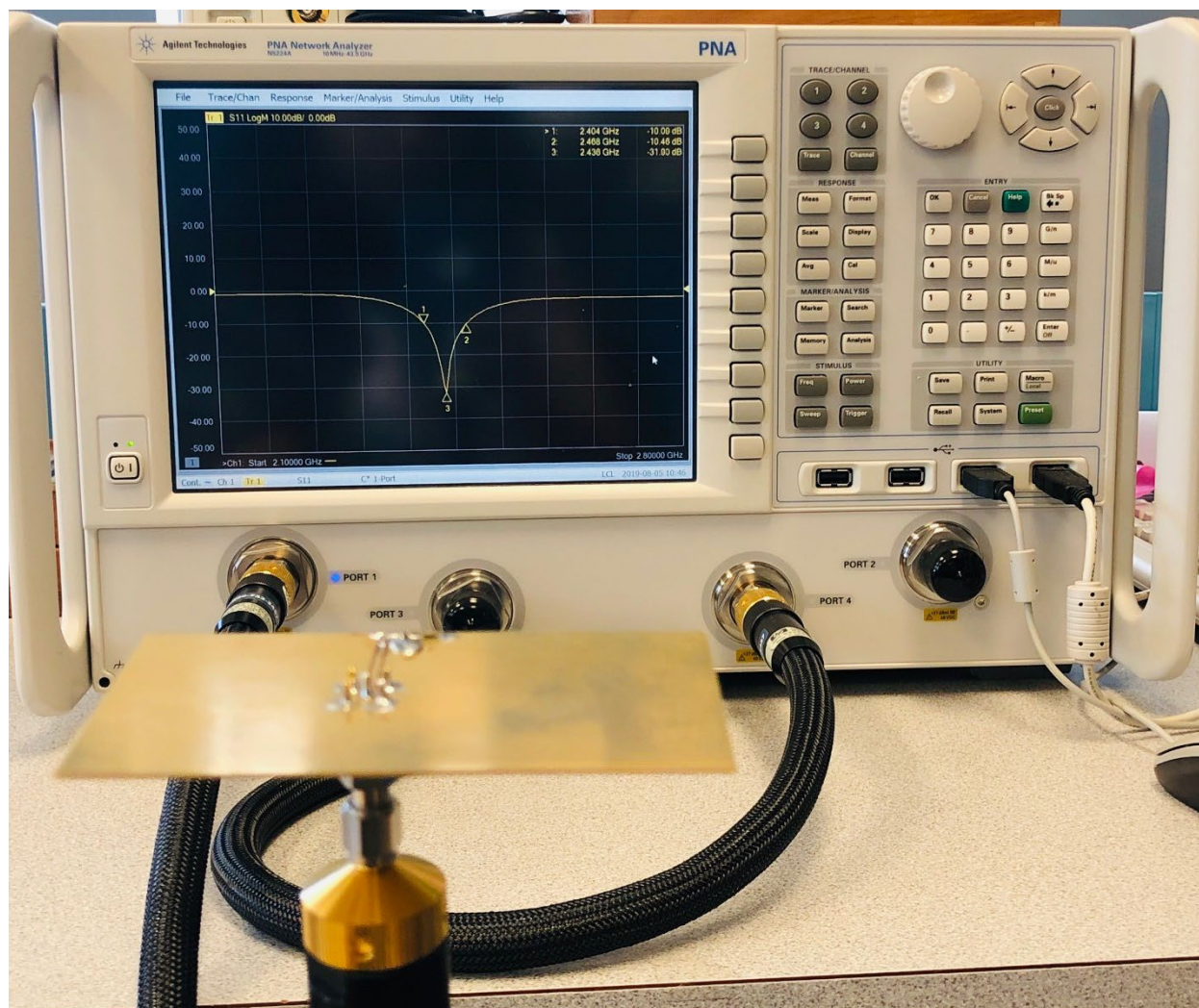
RoHS/RoHS II Compliant

MSL Level = 3

Description

ACAG0201-2450-EVB Evaluation boards are designed to provide a means to facilitate engineering evaluation of the chip antenna : ACAG0201-2450-T working at 2450 MHz. With a typical bandwidth of 65 MHz, the chip can be used for applications including but not limited to Wi-Fi, Bluetooth, BLE and ISM.

To evaluate the performance of antenna, calibrate the Vector Network analyzer (VNA) for the testing frequency band and connect the evaluation board to the calibrated port using the given SMA connector on the board.



Evaluation Board - 2450 MHz Ceramic Chip Antenna

ACAG0201-2450-EVB

Request Samples



Check Inventory

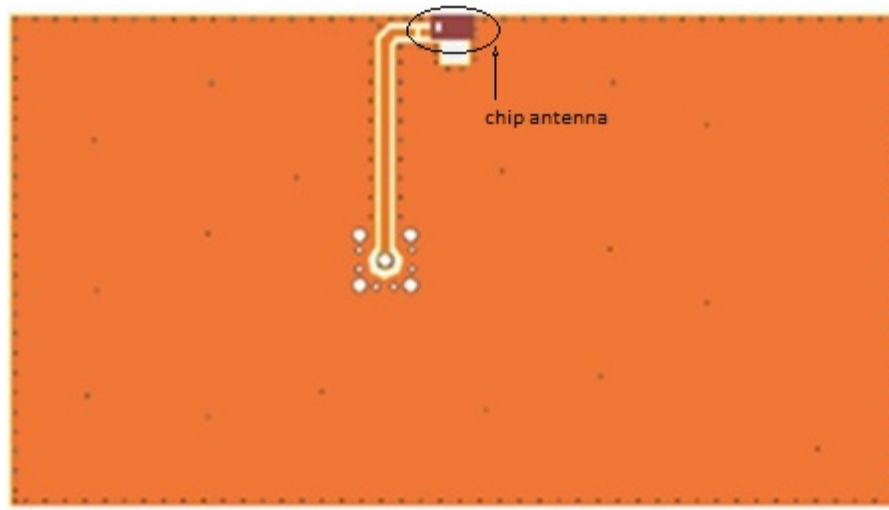


120 x 45 mm

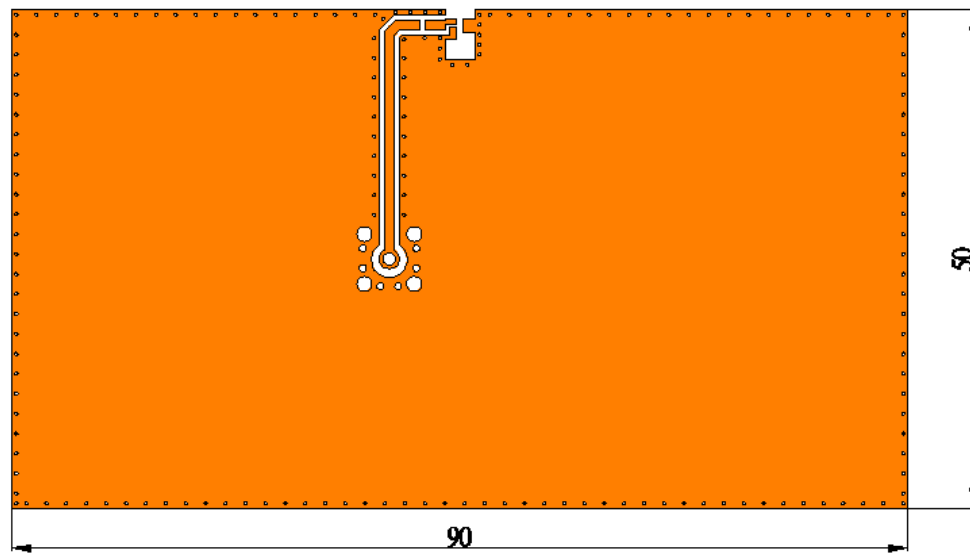
RoHS/RoHS II Compliant

MSL Level = 3

Evaluation Board and Dimensions



Evaluation Board :



Unit : mm

Note :

Evaluation Board dimension : 90 x 50 mm



5101 Hidden Creek Ln Spicewood TX 78669
Phone: 512-371-6159 | Fax: 512-351-8858
For terms and conditions of sales, please visit:
www.abracon.com

REVISED: 06-07-21

ABRACON IS
ISO9001-2015
CERTIFIED

Evaluation Board - 2450 MHz Ceramic Chip Antenna

ACAG0201-2450-EVB

Request Samples



Check Inventory

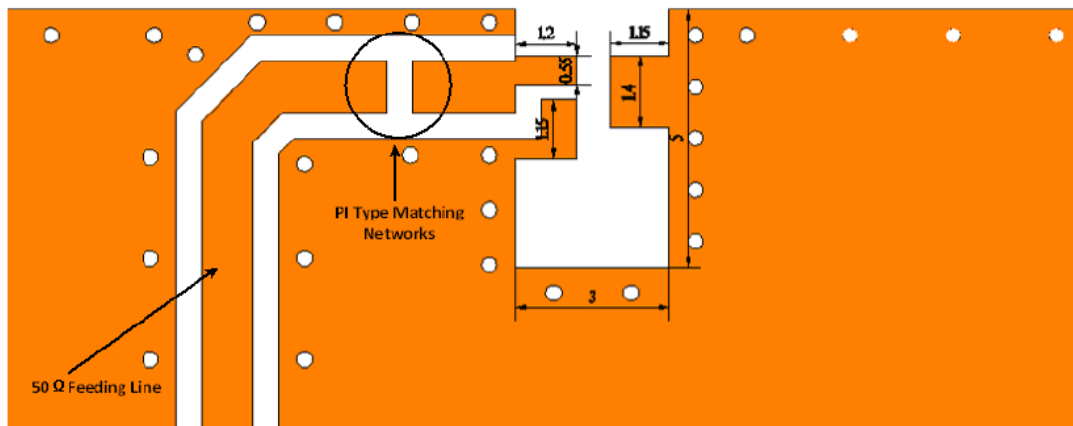


120 x 45 mm

RoHS/RoHS II Compliant

MSL Level = 3

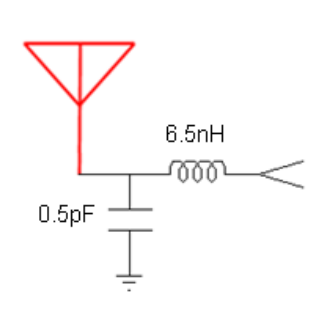
Chip Antenna Layout



Unit : mm

Matching Network on EVB

Antenna matching network is designed using a combination of capacitor (0.5 pF) and inductor (6.5 nH) near the input terminal as shown in the above figure.



Note :

1. Yellow highlighted space represents the ground clearance area around the chip antenna.
2. Desired clearance area : 5.0 x 3.0 mm
3. Width of the 50 Ω line is designed in accordance with the PCB thickness and material considered.
4. Matching network (Pi - network) provided is in accordance with the EVB layout and matching will differ in the actual customer PCB depending on the layout.

Evaluation Board - 2450 MHz Ceramic Chip Antenna

ACAG0201-2450-EVB

Request Samples



Check Inventory

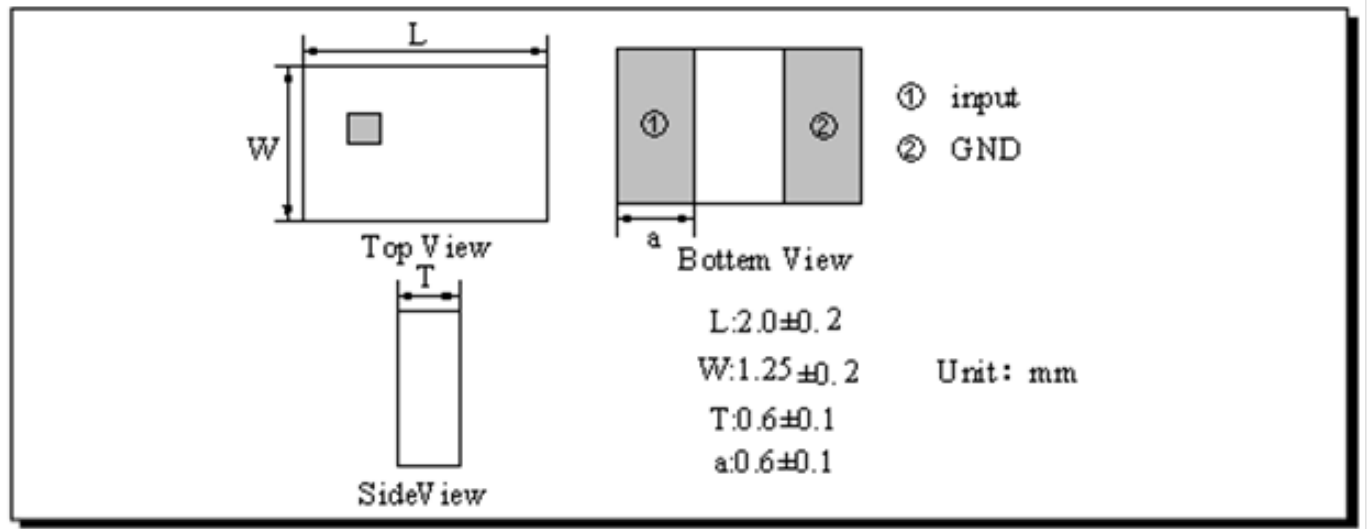


120 x 45 mm

RoHS/RoHS II Compliant

MSL Level = 3

Chip Antenna Dimension



Unit : mm