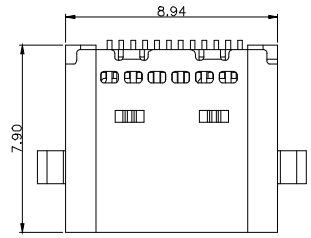

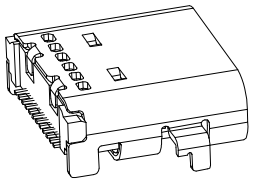

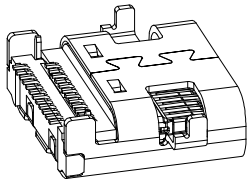

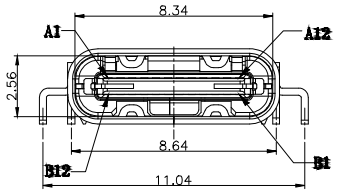

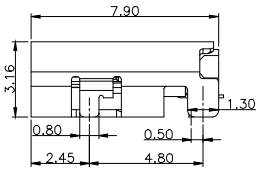

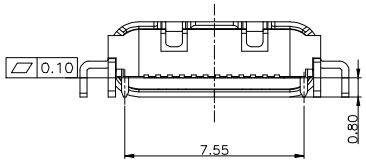

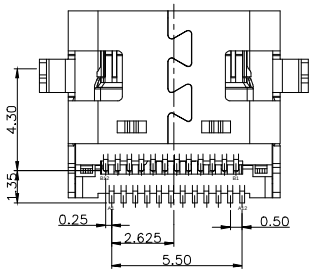

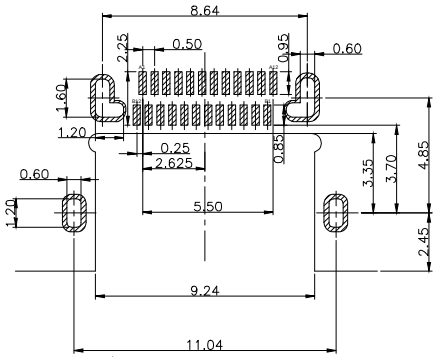

CONNECTOR FRONT EDCE

RECOMMENDED P.C.B. LAYOUT
TOLERANCE UNSPECIFIED ±0.05mm

NOTES:
1.MECHANICAL:
INSERTION: 5~20N.
EXTRACTION: 8~20N.
DURABILITY: 10000 CYCLES
2.ELECTRICAL:
CURRENT RATING: 3A MAX
VOLTAGE: 100V AC.
CONTACT RESISTANCE: 40 mΩ MAX.
INSULATION RESISTANCE: 100MΩ MIN.
3.ENVIRONMENTAL
TEMPERATURE RANGE: −30 °C ~ 85 °C
② Max Processing Temp: 260° 5s Max
Packing: Tape&Reel

A1	GND	B12	GND
A2	SSTXP1	B11	SSRXP1
A3	SSTXN1	B10	SSRXN1
A4	VBUS	B9	VBUS
A5	CC1	B8	SBU2
A6	DP1	B7	DN2
A7	DN1	B6	DP2
A8	SBU1	B5	CC2
A9	VBUS	B4	VBUS
A10	SSRXN2	B3	SSTXN2
A11	SSRXP2	B2	SSTXP2
A12	GND	B1	GND
PIN	SIGNAL NAME	PIN	SIGNAL NAME

NO.	DESCRIPTION	MATERIAL	REMARKS	QTY
5	SHELL	STAINLESS STEEL	NI/SN Plated	1PCS
4	SPRING	STAINLESS STEEL	———	1PCS
3	SHIELDING PLATE	STAINLESS STEEL	NI Plated	1PCS
② 2	CONTACT	COPPER ALLOY	30u" selective gold/NI Plated **Tin plating on solder area**	1SET
1	HOUSING	HIGH TEMPERATURE PLASTIC **(LCP UL 94V-0)**	BLACK	1PCS

RoHS compliant
Unit: mm

Scale	Free	
① TOLERANCE		
X.	±0.38	
X.X	±0.20	
X.XX	±0.20	
DIM	TOL	
X.°	±3°	
.X°	±1°	
① Angle	TOL	

Id.	Modification	Date	Name
②	Update	25.10.2019	Carson
①	Change of production plant	04.01.2019	Xavier
⓪	Drawn	15.12.2015	Winnie

	Date	Name
Drawn	15.12.2015	Winnie
Approved	25.10.2019	Carson

ASSMANN WSW components

Customer-No.

ASSMANN WSW-No.
AUSB1-DFN-HSR1

Drawing-No.
ASS 7101 CO
rev02

Replace

Sheet 1/1

SV 4022

Downloaded from Arrow.com.