

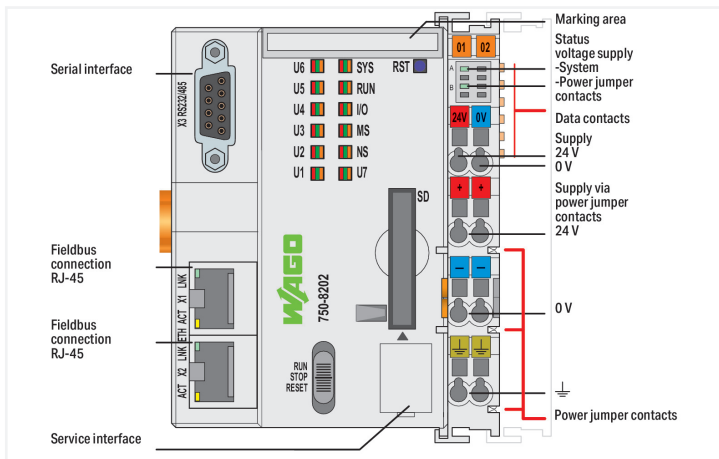
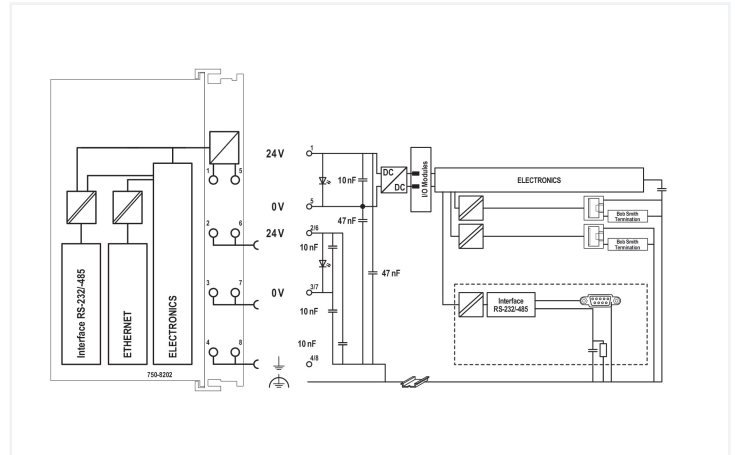
Data Sheet | Item Number: 750-8202/000-022

Controller PFC200; Application for energy data management; 2 x ETHERNET, RS-232/-485

<https://www.wago.com/750-8202/000-022>

DISCONTINUED:

31.10.2021



Note:

For this item, a successor is available: [2759-206/261-1000](#)

The controllers are designed for the processing of WAGO applications. You can identify these controllers by a special version of the item number.

The application can be downloaded from the respective item on our website. Additional information can be obtained from the application documentation.

The controllers can also be used with their own applications as they offer all possibilities of the respective standard variant beyond the use of the WAGO application(s).

Programming per IEC 61131-3

- Programmable via **e!COCKPIT**
- Direct connection of WAGO's I/O modules
- 2 x ETHERNET (configurable), RS-232/485
- Linux operating system with RT-Preempt patch
- Configuration via **e!COCKPIT** or Web-Based Management interface
- Maintenance-free

Suitable software application:

- Energy Data Management



Notes	
Note	Download and register the software: <link>Formular</link>

Technical data	
Communications	Modbus (TCP, UDP) ETHERNET Modbus RTU RS-232 serial interface RS-485 interface EtherNet/IP™ Adapter (slave), library for e!RUNTIME
ETHERNET protocols	DHCP DNS NTP FTP FTPS SNMP HTTP HTTPS SSH
Visualization	Web-Visu
Operating system	Real-time Linux (with PREEMPT_RT patch)
CPU	Cortex A8; 600 MHz
Programming languages per IEC 61131-3	Instruction List (IL) Ladder Diagram (LD) Function Block Diagram (FBD) Structured Text (ST) Sequential Function Chart (SFC)
Programming environment	e!COCKPIT (based on CODESYS V3) WAGO-I/O-PRO V2.3 (based on CODESYS V2.3)
Configuration options	e!COCKPIT Web-Based Management
Transmission rate	ETHERNET: 10/100 Mbit/s
Transmission medium (communication/fieldbus)	ETHERNET: Twisted pair S-UTP; 100 Ω; Cat. 5; 100 m maximum cable length
Main memory (RAM)	256 MB
Internal memory (flash)	256 MB
Non-volatile hardware memory	128 KB
Program memory	CODESYS V2: 16 MB; CODESYS V3: 60 MB (Program and data memory (dynamically distributed))
Data memory	CODESYS V2: 64 MB; CODESYS V3: 60 MB Program and data memory (dynamically distributed)
Non-volatile software memory	128 KB
Non-volatile software memory	128 KB
Type of memory card	SD and SDHC up to 32 GB (all guaranteed properties only valid with WAGO's memory card)
Memory Card Slot	Push-push mechanism; cover lid (sealable)
Number of modules per node (max.)	250
Number of modules without a bus extension (max.)	64
Input and output process image (internal) max.	1000 words/1000 words
Input and output process image (Modbus®) max.	CODESYS V2: 1000 words/1000 words
Indicators	LED (SYS, RUN, I/O, U1 ... U7) red/green/orange: Status of system, program, local data bus, status programmable by user (can be used via CODESYS library); LED (A, B) green: Status of system power supply, field supply
Supply voltage (system)	24 VDC (-25 ... +30 %); via pluggable connector (CAGE CLAMP® connection)
Input current (typ.) at nominal load (24 V)	550 mA
Total current (system supply)	1700 mA
Supply voltage (field)	24 VDC (-25 ... +30 %); via power jumper contacts
Current carrying capacity (power jumper contacts)	10 A
Number of outgoing power jumper contacts	3
Isolation	500 V system/field



Connection data	
Connection technology: communication/fieldbus	Modbus (TCP, UDP): 2 x RJ-45; Modbus RTU: 1 x D-sub 9 socket; RS-232 serial interface: 1 x D-sub 9 socket; RS-485 interface: 1 x D-sub 9 socket
Connection technology: system supply	2 x CAGE CLAMP®
Connection technology: field supply	6 x CAGE CLAMP®
Connection type	System/field supply
Solid conductor	0.08 ... 2.5 mm² / 28 ... 14 AWG
Fine-stranded conductor	0.08 ... 2.5 mm² / 28 ... 14 AWG
Strip length	8 ... 9 mm / 0.31 ... 0.35 inches
Connection technology: device configuration	1 x Male connector; 4-pole

Physical data	
Width	78.6 mm / 3.094 inches
Height	100 mm / 3.937 inches
Depth	71.9 mm / 2.831 inches
Depth from upper-edge of DIN-rail	64.7 mm / 2.547 inches

Mechanical data	
Mounting type	DIN-35 rail

Material data	
Housing material	Polycarbonate; polyamide 6.6
Fire load	2.518 MJ
Weight	211.2 g
Conformity marking	CE

Environmental requirements	
Ambient temperature (operation)	0 ... +55 °C
Ambient temperature (storage)	-25 ... +85 °C
Protection type	IP20
Pollution degree	2 per IEC 61131-2
Operating altitude	without temperature derating: 0 ... 2000 m; with temperature derating: 2000 ... 5000 m (0.5 K/100 m); 5000 m (max.)
Mounting position	Horizontal left, horizontal right, horizontal top, horizontal bottom, vertical top and vertical bottom
Relative humidity (without condensation)	95 %
Vibration resistance	per IEC 60068-2-6
Shock resistance	15g per IEC 60068-2-27
EMC immunity to interference	per EN 61000-6-2, marine applications
EMC emission of interference	per EN 61000-6-3, marine applications
Exposure to pollutants	per IEC 60068-2-42 and IEC 60068-2-43
Permissible H ₂ S contaminant concentration at a relative humidity 75 %	10 ppm
Permissible SO ₂ contaminant concentration at a relative humidity 75 %	25 ppm



Commercial data	
PU (SPU)	1 pcs
Packaging type	Box
Country of origin	DE
GTIN	4055143549196
Customs tariff number	85371091990
End of Sale	2021-10-31
End of Production	2023-12-31
End of Delivery	2021-12-31
End of Service and Repair	2024-12-31

Product classification	
UNSPSC	43211501
eCl@ss 10.0	27-24-26-07
eCl@ss 9.0	27-24-26-07
ETIM 9.0	EC000236
ETIM 8.0	EC000236
ECCN	NO US CLASSIFICATION

Environmental Product Compliance	
CAS-No.	12060-00-3 1303-86-2 1317-36-8 693-98-1 7439-92-1 79-94-7 80-05-7
REACH Candidate List Substance	2,2',6,6'-tetrabromo-4,4'-isopropylidenediphenol 2-methylimidazole 4,4'-isopropylidenediphenol Diboron trioxide Lead Lead monoxide Lead titanium oxide (PbTiO3) Perfluorobutane sulfonic acid (PFBS) and its salts
RoHS Compliance Status	Compliant,With Exemption
RoHS Exemption	6(c) 7(a) 7(c)-I 7(c)-II
SCIP notification number (Austria)	062c5be2-12e5-46d0-a821-5dab4cfd7d85
SCIP notification number (Belgium)	8f21d9b9-e5f7-4341-ba58-25f17e3a5ebe
SCIP notification number (Bulgaria)	e2cf1753-662a-4e86-82bc-9e5c97d6c1b5
SCIP notification number (Czech Republic)	0e98ca43-e4fe-4ce4-bbb5-68729300be7f
SCIP notification number (Denmark)	c6e6c509-ae1e-4d34-980f-dda1dd1aaa36
SCIP notification number (Finland)	f51ea02c-b5c3-4aa7-9e94-23b1bd955db0
SCIP notification number (France)	014d86c4-587f-45e8-bd0f-29c80e46946d
SCIP notification number (Germany)	2f9c283b-5b4b-4fb1-b9db-f0358a4b1655
SCIP notification number (Hungary)	85eb6525-0aa9-4fc9-8442-a554f2810f92
SCIP notification number (Italy)	a43e1e54-9f03-4a20-a5f5-0272febb88da
SCIP notification number (Netherlands)	db8fed33-cec1-4567-b568-1dad4468f564
SCIP notification number (Poland)	1ede61c0-2e96-4e3d-b3b9-37b8b9ff22bc
SCIP notification number (Romania)	76abdeff-4457-4eb5-9fbe-c0faf1309b56
SCIP notification number (Sweden)	d8a2fd1c-c3f7-48cd-b90d-54308a9a0158



Approvals / Certificates

Declarations of conformity and manufacturer's declarations

Approval	Standard	Certificate Name
EU-Declaration of Confor- mity WAGO GmbH & Co. KG	-	-

Approvals for marine applications



Approval	Standard	Certificate Name
BSH Bundesamt fuer See- schifffahrt und Hydrogra- phie	-	1104

Approvals for hazardous areas



Approval	Standard	Certificate Name
ATEX TUEV Nord Cert GmbH	EN 60079-0	TUEV14ATEX148929X (II 3 G Ex ec IIC T4 Gc)
CCCEX CQST/CNEx	CNCA-C23-01	2020312310000213 (Ex ec IIC T4 Gc)
IECEX TUEV Nord Cert GmbH	IEC 60079-0	IECEX TUN 14.0035 X (Ex ec IIC T4 Gc)
INMETRO TÜV Rheinland do Brasil Ltda.	IEC 60079-0	TÜV 12.1297 X
UKEx WAGO GmbH & Co. KG	EN 60079-0	UKCA_WA GO22UKEX003X_ec

Downloads

Environmental Product Compliance

Compliance Search
Environmental Product Compliance 750-8202/000-022



Documentation

Manual	System Description
Product Manual PFC200 FGx 2ETH RS V 1.2.0 15.11.2019 pdf 4873.26 KB	Overview on WAGO-I/ O-SYSTEM 750 appro- vals pdf 770.48 KB
Cyber Security for Con- troller PFC100 / PFC200 V 1.2.1 12.02.2025 pdf 3344.50 KB	Controller PFC100/200, General Product Infor- mation pdf 578.66 KB
System Manual Series 750/753	



Tutorial			
Establish connection to a controller using SSH	1.0 05.08.2017	mp4 28368.02 KB	↓
Set IP address with Ethernet Settings	3.0 18.12.2017	mp4 86272.82 KB	↓

Additional Information			
750-8202/000-022, WAGO Energy Data Management		pdf 378.75 KB	↓
WAGO OPC UA Server	V 1.1.0 28.01.2021	pdf 1132.87 KB	↓

Bid Text			
750-8202/000-022	02.08.2019	xml 9.21 KB	↓
750-8202/000-022	02.08.2019	doc 39.00 KB	↓

Instruction Leaflet			
CCC Ex (Additional information)	26.04.2023	pdf 159.76 KB	↓
Beipackzettel Applikationscontroller		pdf 415.00 KB	↓

Application Notes

Application Note e!COCKPIT			
eCOCKPIT application note installation MySQL-Server	1.0.3 09.09.2019	pdf 1868.46 KB	↓
HART Tool Routing via ETHERNET with 750-820x and e!RUNTIME (a116130)	1.0.0 22.03.2019	pdf 2867.01 KB	↓
SNMP Communication (a500850)	1.1.0 20.02.2020	zip 3743.05 KB	↓

CAD/CAE-Data

CAD data	
2D/3D Models 750-8202/000-022	↓

CAE data	
EPLAN Data Portal 750-8202/000-022	↓
ZUKEN Portal 750-8202/000-022	↓

Engineering-Software


Configuration and Commissioning Software			
WAGO-IO-PRO Demo-Version (759-912) / Serie 750, 758 und 762	V 2.3.9.68 17.02.2022	zip 122524.17 KB	↓

Runtime Software

Firmware			
Image Update (SD Karte) PFC100/200 für Codesys V2.3 u. Elcockpit	V 22 SP1 12.12.2022	zip 205815.20 KB	↓
WUP Update (WAGOuploadTool) PFC100/200 Codesys V2.3 u. Elcockpit	V 22 SP1 12.12.2022	zip 203580.70 KB	↓



Libraries

Library			
WagoLibFTPS_01	1.17 09.11.2020	zip 401.90 KB	

1 Compatible Products

1.1 Optional Accessories

1.1.1 Application

1.1.1.1 2 Up/Down Counters



[Item No.: 750-638](#)
2 up/down counter; 16 bits; 500 Hz

1.1.1.2 Analog input



[Item No.: 750-452](#)
2-channel analog input; 0 ... 20 mA; Differential input



[Item No.: 750-495/000-002](#)
3-Phase Power Measurement; 690 VAC Rogowski coils



[Item No.: 750-495](#)
3-Phase Power Measurement; 690 VAC, 1 A



[Item No.: 750-495/000-001](#)
3-Phase Power Measurement; 690 VAC, 5 A



[Item No.: 750-497](#)
8-channel analog input; 0 ... 10 V/±10 VDC; Single-ended



[Item No.: 750-496](#)
8-channel analog input; 0/4 ... 20 mA; Single-ended



[Item No.: 750-451](#)
8-channel analog input; Resistance measurement; Adjustable

1.1.1.3 Bus end module



[Item No.: 750-600](#)
End Module

1.1.1.4 Bus extension



[Item No.: 750-628](#)
Bus Extension Coupler Module



[Item No.: 750-627](#)
Bus Extension End Module

1.1.1.5 Counter



[Item No.: 750-638](#)
2 up/down counter; 16 bits; 500 Hz



1.1.1.6 Digital input



Item No.: 750-402 4-channel digital input; 24 VDC; 3 ms	Item No.: 750-1506 8-channel digital input/output; 24 VDC; 0.5 A
--	---

1.1.1.7 Digital output



Item No.: 750-1506 8-channel digital input/output; 24 VDC; 0.5 A	Item No.: 750-530 8-channel digital output; 24 VDC; 0.5 A
---	--

1.1.1.8 M-Bus master



Item No.: 753-649 M-Bus Master

1.1.1.9 Power measurement



Item No.: 750-495/000-002 3-Phase Power Measurement; 690 VAC Rogowski coils	Item No.: 750-495 3-Phase Power Measurement; 690 VAC, 1 A	Item No.: 750-495/000-001 3-Phase Power Measurement; 690 VAC, 5 A
--	--	--

1.1.1.10 Serial interface



Item No.: 750-652 RS-232/485 Serial Interface
--

1.1.1.11 Serial Interface RS-232/485



Item No.: 750-652 RS-232/485 Serial Interface
--

1.1.1.12 System power supply



Item No.: 750-613 System Power Supply; 24 VDC
--



1.1.2 Memory card

1.1.2.1 Memory card



[Item No.: 758-879/000-001](#)
Memory Card SD; SLC-NAND; 2 GByte;
Temperature from -40 to 90 °C

1.1.3 Power supply

1.1.3.1 Power supply



[Item No.: 787-1606](#)
Switched-mode power supply; Classic; 1-phase; 24 VDC output voltage; 2 A output current; NEC Class 2; DC OK signal



[Item No.: 787-1012](#)
Switched-mode power supply; Compact; 1-phase; 24 VDC output voltage; 2.5 A output current