






Product Status	Production
Applications	Commercial Grade
Feature	No DirectivityNo Directivity
	Wire WoundWire Wound
	ShieldMagnetic Shield
	Ferrite CoreFerrite Core
Series Type	NLFV32-EF
Brand	TDK
Environmental Compliance	<div><div>RoHS</div><div>REACH</div><div>Halogen Free</div><div>Lead Free</div></div>



Size	
Length(L)	3.20mm ±0.20mm
Width(W)	2.50mm ±0.20mm
Thickness Height	2.20mm ±0.20mm
Recommended Land Pattern (A)	1.20mm Nom.
Recommended Land Pattern (B)	2.00mm Nom.
Recommended Land Pattern (C)	2.00mm Nom.

Electrical Characteristics	
Inductance	330μH ±10% at 796kHz
Rated Current	35mA
DC Resistance [Typ.]	6.8Ω
DC Resistance [Max.]	8.16Ω
Self Resonant Frequency [Min.]	
Self Resonant Frequency [Typ.]	
Q [Min.]	
Q [Typ.]	

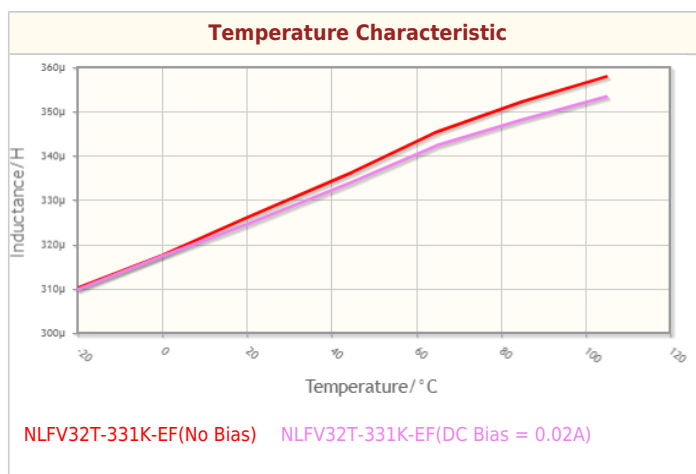
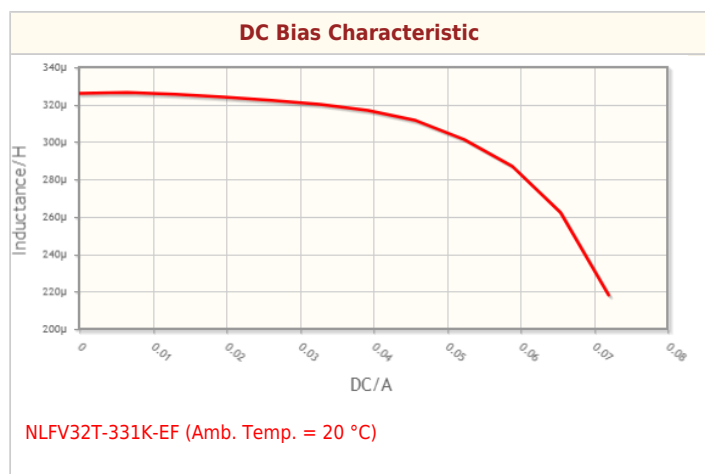
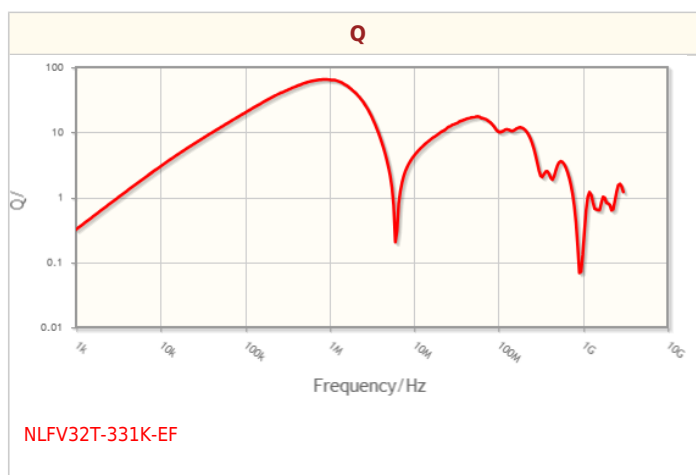
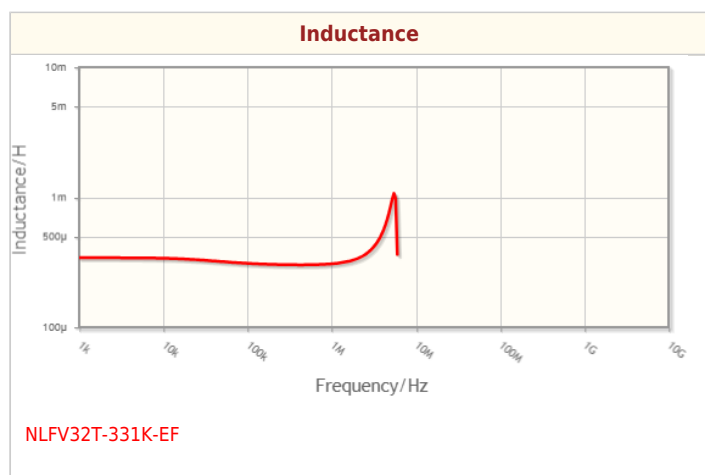
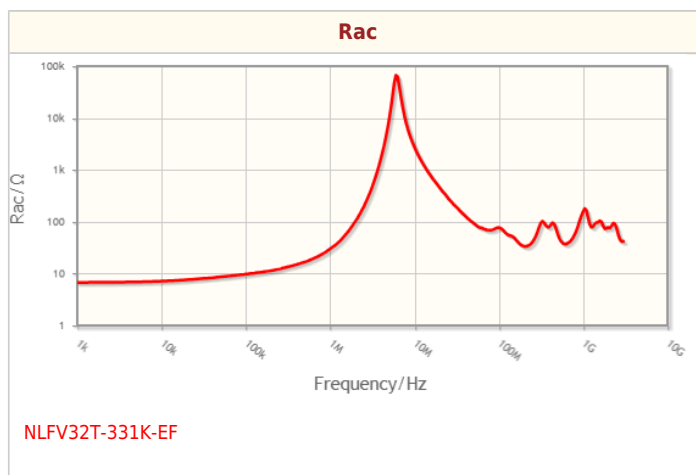
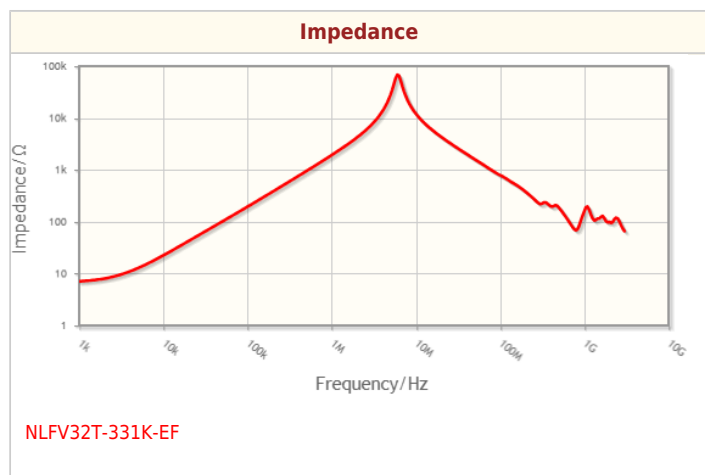
Other	
Operating Temp. Range	-40 to 105°C (Including Self-Temp. Rise)
Soldering Method	Wave (Flow)
	Reflow
	Iron Soldering
AEC-Q200	NO
Packing	Embossed (Plastic)Taping [180mm Reel]
Package Quantity	2000pcs
Weight	0.05g

! Images are for reference only and show exemplary products.

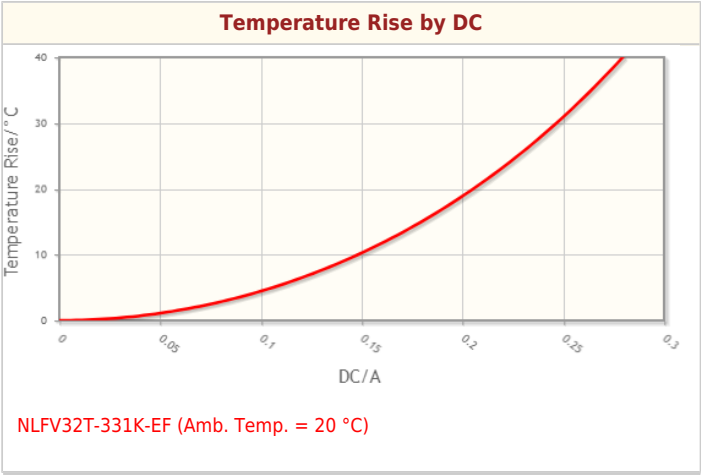
! This PDF document was created based on the data listed on the TDK Corporation website.

! All specifications are subject to change without notice.

Characteristic Graphs(This is reference data, and does not guarantee the products characteristics.)



Characteristic Graphs(This is reference data, and does not guarantee the products characteristics.)



Associated Images

