E4M0025075U2

750V 25mΩ Automotive Silicon Carbide Power MOSFET
N-Channel Enhancement Mode

Features

- Industry standard Top Side Cooled (TSC) Package
- High power dissipation capability
- Optimized package with separate driver source pin
- High creepage package design
- High-speed switching with low capacitances
- Fast intrinsic diode with low reverse recovery (Q_{rr})
- Halogen free, RoHS compliant
- Automotive Qualified (AEC-Q101) and PPAP Capable

Benefits

- Increase power density
- Reduce cooling requirements
- Reduce switching losses and minimize gate ringing
- Higher system efficiency
- Increase system switching frequency

Typical Applications

- Motor Control
- EV Battery Chargers
- High Voltage DC/DC Converters

Package

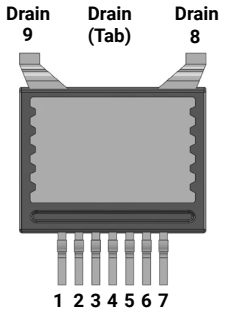

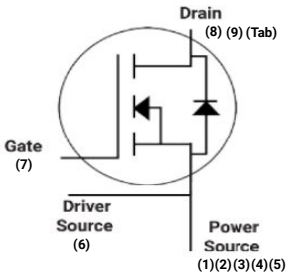

Part Number	Package	Marking
E4M0025075U2	U2 (TSC)	E4M0025075U2

Key Parameters

Parameter	Symbol	Min.	Typ.	Max	Unit	Conditions	Note
Drain - Source Voltage	V_{DS}			750	V	T_C = 25°C	
Maximum Gate - Source Voltage	$V_{GS(max)}$	-8		+19		Transient	
Operational Gate-Source Voltage	$V_{GS\ op}$		-4/15			Static	Note 1
DC Continuous Drain Current	I_D			80	A	V_{GS} = 15 V, T_C = 25 °C, T_J ≤175 °C	Fig. 19 Note 2
				58		V_{GS} = 15 V, T_C = 100 °C, T_J ≤175 °C	
Pulsed Drain Current	I_{DM}			251		t_{Pmax} limited by T_{jmax} V_{GS} = 15V, T_C = 25 °C	Fig. 22
Power Dissipation	P_D			288	W	T_C = 25 ˚C, T_J = 175 °C	Fig. 20
Operating Junction and Storage Temperature	T_J, T_{stg}			-55 to +175	°C		
Solder Temperature	T_L			260		According to JEDEC J-STD-020	

Note (1): Recommended turn-on gate voltage is 15V with ±5% regulation tolerance, see Application Note PRD-04814 for additional details
Note (2): Verified by design

4600 Silicon Drive | Durham, NC 27703 | Tel: +1.919.313.5300 | wolfspeed.com/power
© 2025 Wolfspeed, Inc. All rights reserved. Wolfspeed® and the Wolfstreak logo are registered trademarks and the Wolfspeed logo is a trademark of Wolfspeed, Inc.
The information in this document is subject to change without notice.
Downloaded from Arrow.com.

Electrical Characteristics (T_C = 25˚C unless otherwise specified)

Symbol	Parameter	Min.	Typ.	Max.	Unit	Test Conditions	Note
$V_{(BR)DSS}$	Drain-Source Breakdown Voltage	750			V	V_{GS} = 0 V, I_D = 100 μA	
$V_{GS(th)}$	Gate Threshold Voltage	1.8	2.6	3.8	V	V_{DS} = V_{GS}, I_D = 9.22 mA	Fig. 11
			2.1			V_{DS} = V_{GS}, I_D = 9.22 mA, T_J = 175ºC	
I_{DSS}	Zero Gate Voltage Drain Current		1	50	μA	V_{DS} = 750 V, V_{GS} = 0 V	
I_{GSS}	Gate-Source Leakage Current		10	250	nA	V_{GS} = 15 V, V_{DS} = 0 V	
$R_{DS(on)}$	Drain-Source On-State Resistance		25	34	mΩ	V_{GS} = 15 V, I_D = 33.5 A	Fig. 4, 5, 6
			41			V_{GS} = 15 V, I_D = 33.5 A, T_J = 175ºC	
g_{fs}	Transconductance		24		S	V_{DS}= 20 V, I_{DS}= 33.5 A	Fig. 7
			24			V_{DS}= 20 V, I_{DS}= 33.5 A, T_J = 175ºC	
C_{iss}	Input Capacitance		3055		pF	V_{GS} = 0 V, V_{DS} = 0V to 500 V F = 100 kHz V_{AC} = 25 mV	Fig. 17, 18
C_{oss}	Output Capacitance		158				
C_{rss}	Reverse Transfer Capacitance		16				
E_{oss}	C_{oss} Stored Energy		23		μJ		Fig. 16
$C_{o(er)}$	Effective Output Capacitance (Energy Related)		201		pF	V_{GS} = 0 V, V_{DS} = 0... 500V	Note: 3
$C_{o(tr)}$	Effective Output Capacitance (Time Related)		291				
E_{ON}	Turn-On Switching Energy (MOSFET FWD)		113		μJ	V_{DS}= 500 V, V_{GS}= -4 V/15 V, I_D= 33.5 A, $R_{G(ext)}$ = 2.5 Ω, L= 135 μH, T_J = 175ºC FWD = Internal Body Diode	Fig. 25, 27
E_{OFF}	Turn-Off Switching Energy (MOSFET FWD)		42				
$t_{d(on)}$	Turn-On Delay Time		12		ns	V_{DD} = 500 V, V_{GS} = -4 V/15 V I_D = 33.5 A, $R_{G(ext)}$ = 2.5 Ω, Timing relative to V_{DS} Inductive load	Fig. 26, 27
t_r	Rise Time		14				
$t_{d(off)}$	Turn-Off Delay Time		30				
t_f	Fall Time		8				
$R_{G(int)}$	Internal Gate Resistance		2.0		Ω	f = 1 MHz	
Q_{gs}	Gate to Source Charge		33		nC	V_{DS} = 500 V, V_{GS} = -4 V/15 V I_D = 33.5 A Per IEC60747-8-4 pg 21	Fig. 12
Q_{gd}	Gate to Drain Charge		40				
Q_g	Total Gate Charge		119				

Note (3): $C_{o(er)}$, a lumped capacitance that gives same stored energy as Coss while Vds is rising from 0 to 500V
$C_{o(tr)}$, a lumped capacitance that gives same charging time as Coss while Vds is rising from 0 to 500V

© 2025 Wolfspeed, Inc. All rights reserved. Wolfspeed® and the Wolfstreak logo are registered trademarks and the Wolfspeed logo is a trademark of Wolfspeed, Inc.
The information in this document is subject to change without notice.
Downloaded from Arrow.com.

Reverse Diode Characteristics (T_C = 25˚C unless otherwise specified)

Symbol	Parameter	Typ.	Max.	Unit	Test Conditions	Note
V_{SD}	Diode Forward Voltage	4.8		V	V_{GS} = -4 V, I_{SD} = 16.8 A, T_J = 25 °C	Fig. 8, 9, 10
		4.2			V_{GS} = -4 V, I_{SD} = 16.8 A, T_J = 175 °C	
I_S	Continuous Diode Forward Current		48	A	V_{GS} = -4 V, T_C = 25˚C	
I_{SM}	Diode pulse Current		251		V_{GS} = -4 V, pulse width t_P limited by T_{jmax}	
t_{rr}	Reverse Recovery time	17		ns	V_{GS} = -4 V, I_{SD} = 33.5 A, V_R = 500 V dif/dt = 7125 A/µs, T_J = 175 °C	
Q_{rr}	Reverse Recovery Charge	650		nC		
I_{rrm}	Peak Reverse Recovery Current	63		A		
t_{rr}	Reverse Recovery time	23		ns	V_{GS} = -4 V, I_{SD} = 33.5 A, V_R = 500 V dif/dt = 2718 A/µs, T_J = 175 °C	
Q_{rr}	Reverse Recovery Charge	431		nC		
I_{rrm}	Peak Reverse Recovery Current	31		A		

Thermal Characteristics

Symbol	Parameter	Typ.	Max.	Unit	Test Conditions	Note
$R_{\theta JC}$	Thermal Resistance from Junction to Case	0.4	0.52	°C/W		Fig. 21

© 2025 Wolfspeed, Inc. All rights reserved. Wolfspeed® and the Wolfstreak logo are registered trademarks and the Wolfspeed logo is a trademark of Wolfspeed, Inc.
The information in this document is subject to change without notice.
Downloaded from Arrow.com.

Typical Performance

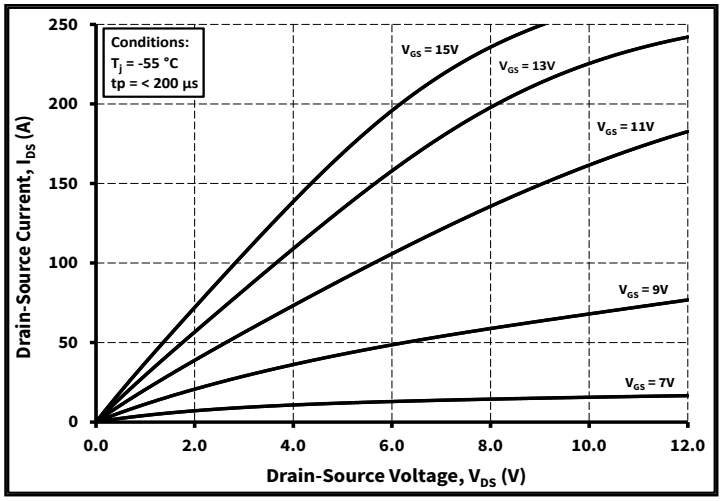

Figure 1. Output Characteristics T_J = -55 ºC

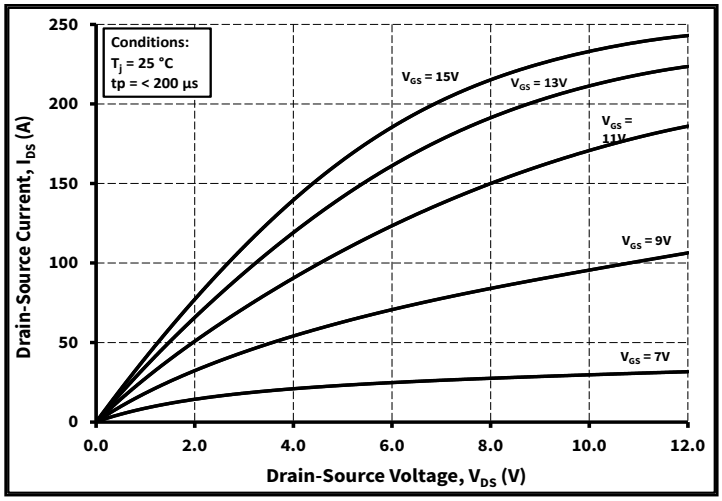

Figure 2. Output Characteristics T_J = 25 ºC

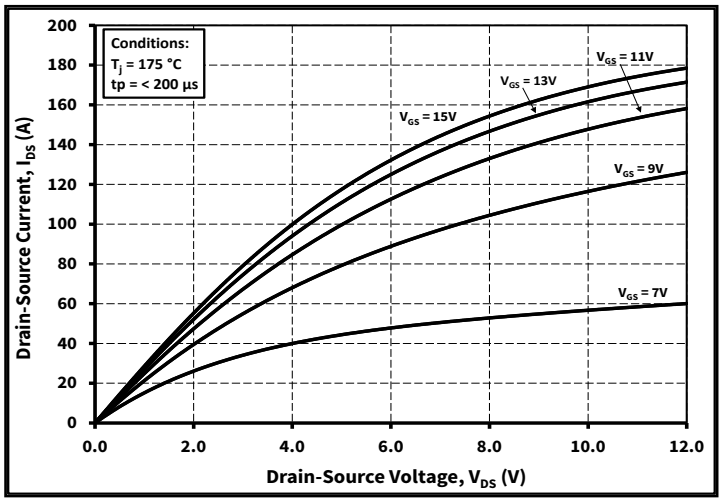

Figure 3. Output Characteristics T_J = 175 ºC

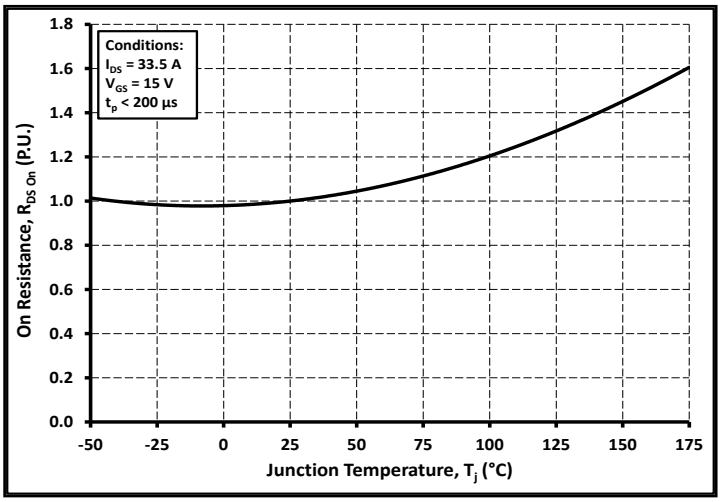

Figure 4. Normalized On-Resistance vs. Temperature

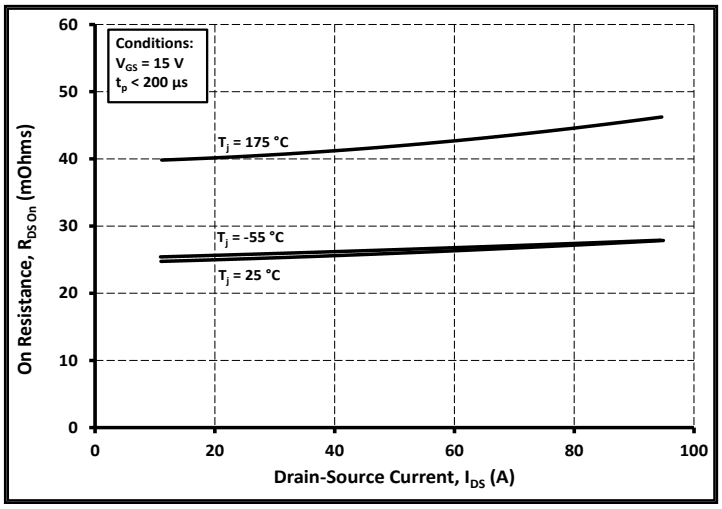

Figure 5. On-Resistance vs. Drain Current
For Various Temperatures

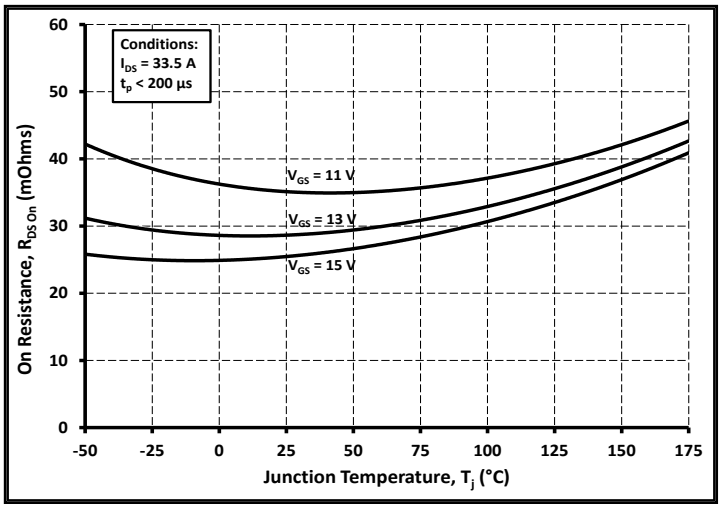

Figure 6. On-Resistance vs. Temperature
For Various Gate Voltage

© 2025 Wolfspeed, Inc. All rights reserved. Wolfspeed® and the Wolfstreak logo are registered trademarks and the Wolfspeed logo is a trademark of Wolfspeed, Inc.
The information in this document is subject to change without notice.
Downloaded from Arrow.com.

Typical Performance

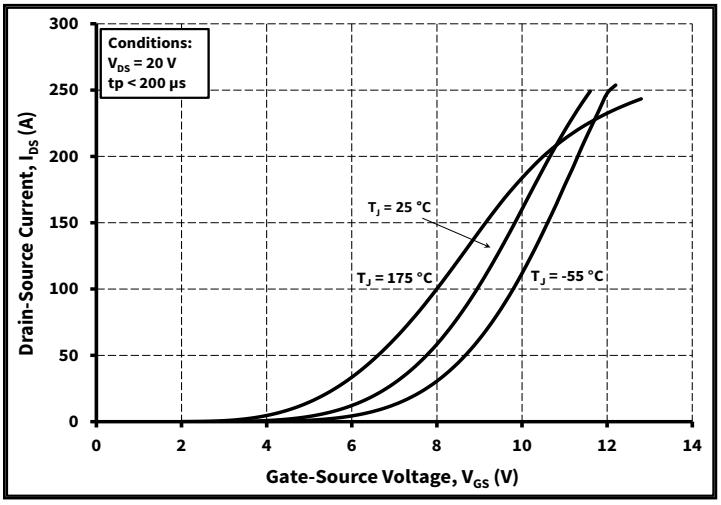

Figure 7. Transfer Characteristic for Various Junction Temperatures

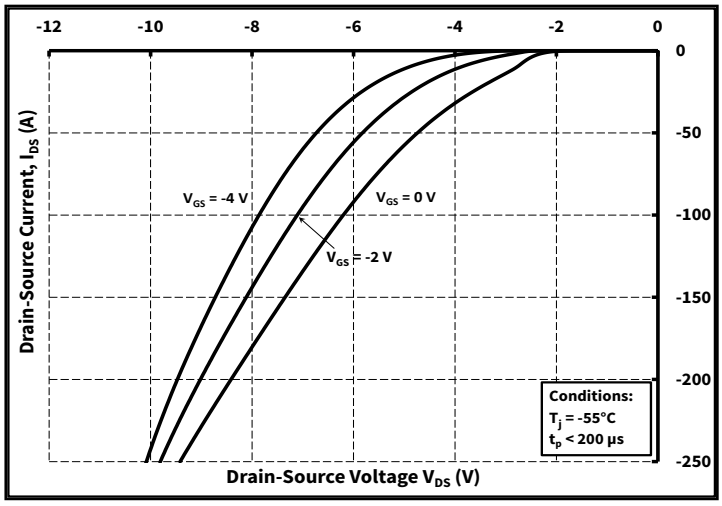

Figure 8. Body Diode Characteristic at -55 °C

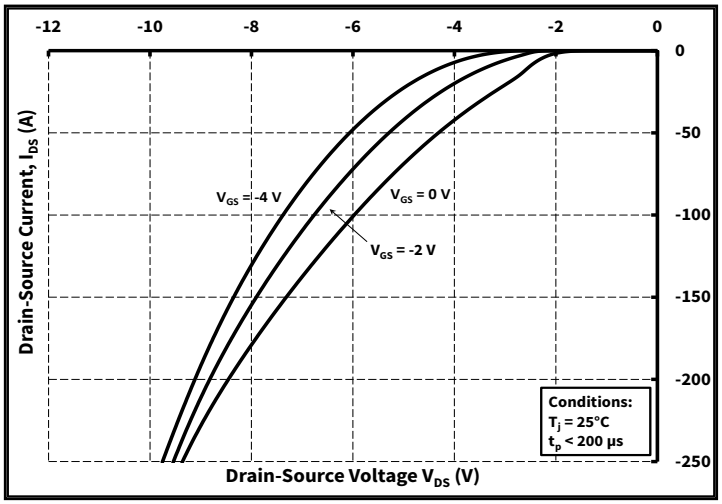

Figure 9. Body Diode Characteristic at 25 °C

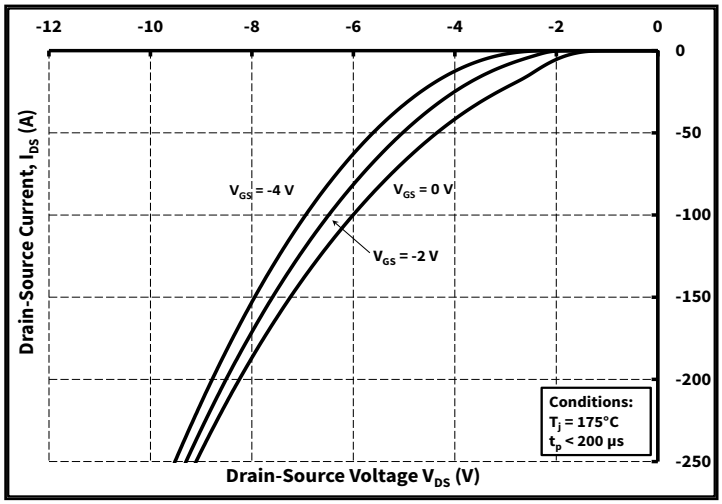

Figure 10. Body Diode Characteristic at 175 °C

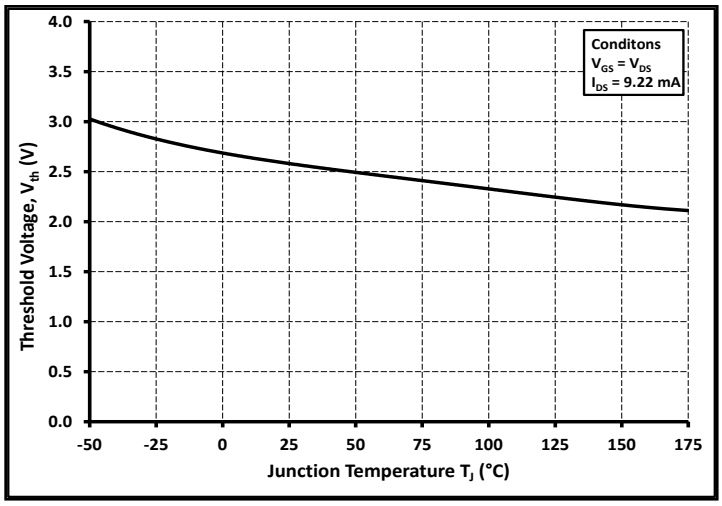

Figure 11. Threshold Voltage vs. Temperature

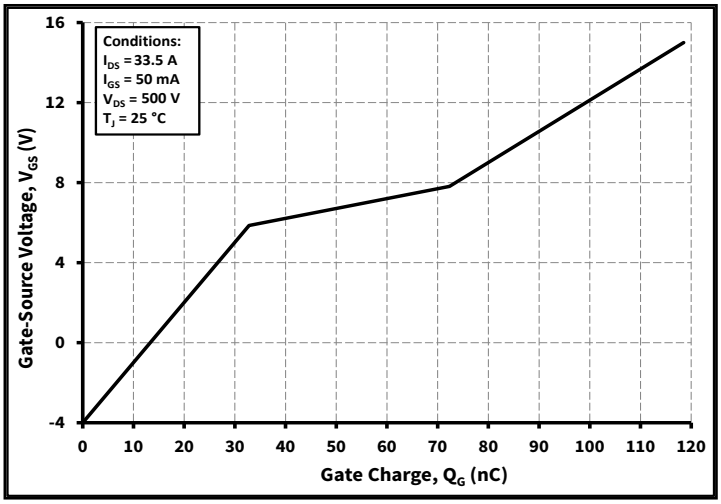

Figure 12. Gate Charge Characteristics

© 2025 Wolfspeed, Inc. All rights reserved. Wolfspeed® and the Wolfstreak logo are registered trademarks and the Wolfspeed logo is a trademark of Wolfspeed, Inc.
The information in this document is subject to change without notice.
Downloaded from Arrow.com.

Typical Performance

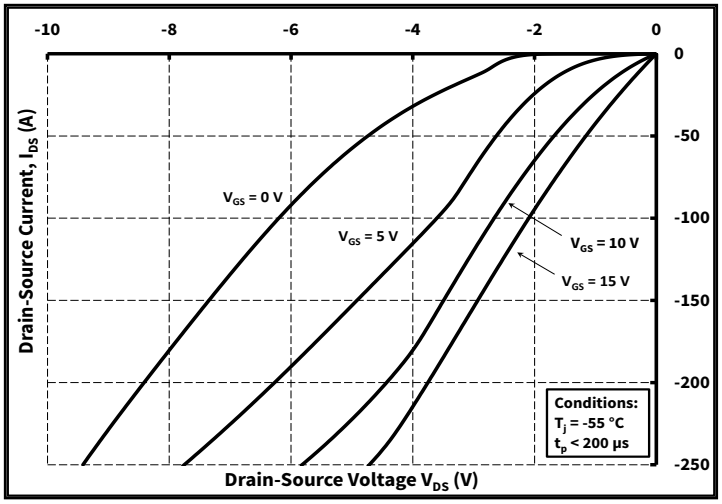

Figure 13. 3rd Quadrant Characteristic at -55 °C

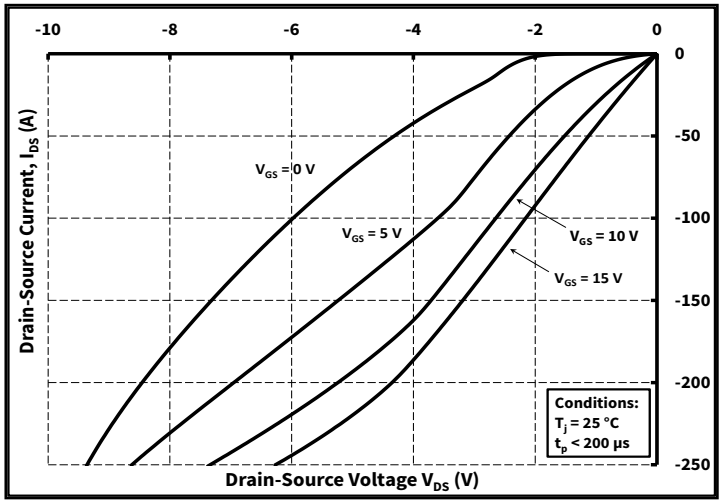

Figure 14. 3rd Quadrant Characteristic at 25 °C

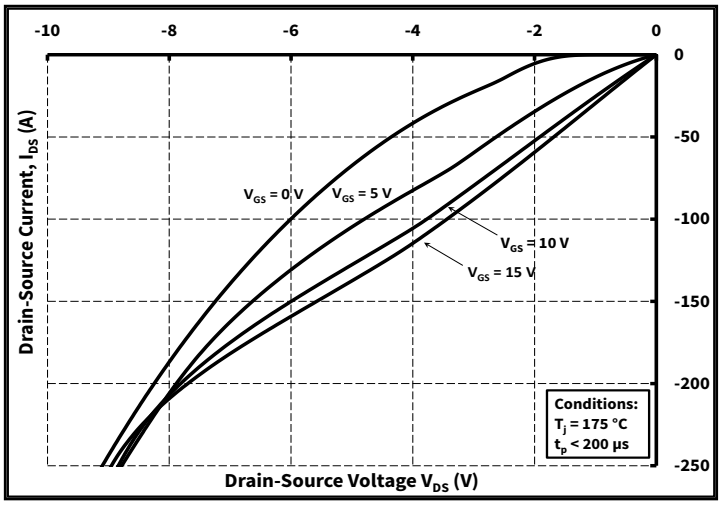

Figure 15. 3rd Quadrant Characteristic at 175 °C

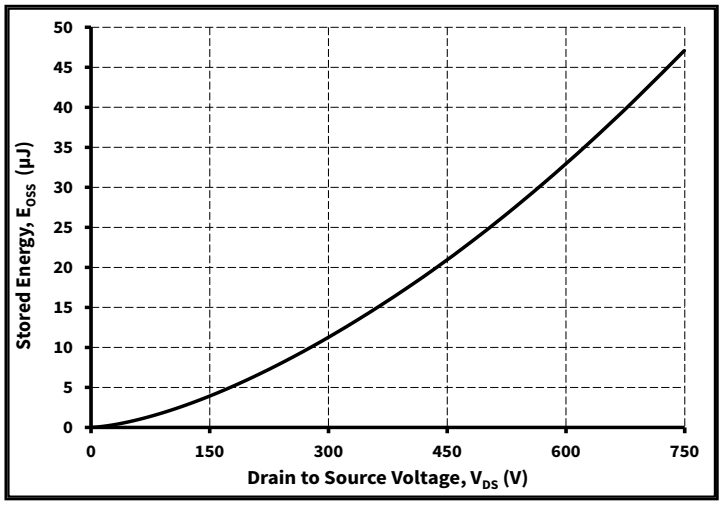

Figure 16. Output Capacitor Stored Energy

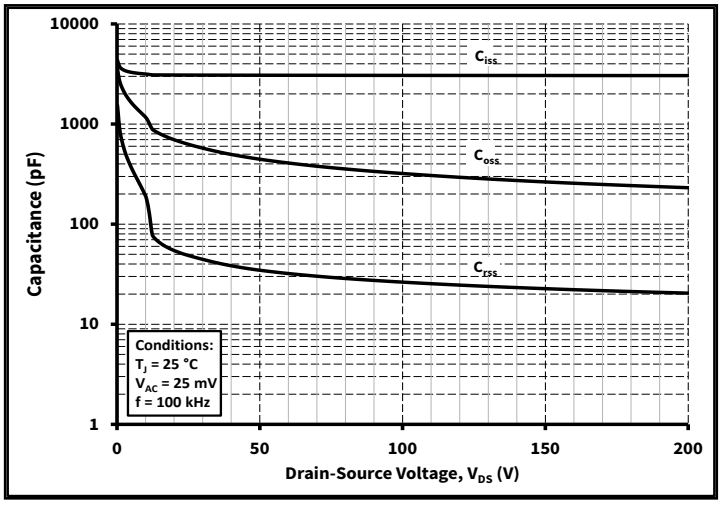

Figure 17. Capacitances vs. Drain-Source Voltage (0 - 200V)

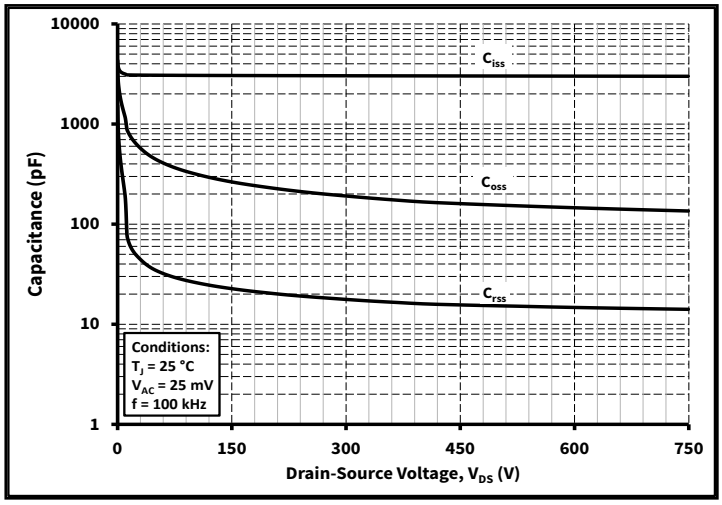

Figure 18. Capacitances vs. Drain-Source Voltage (0 - 750V)

© 2025 Wolfspeed, Inc. All rights reserved. Wolfspeed® and the Wolfstreak logo are registered trademarks and the Wolfspeed logo is a trademark of Wolfspeed, Inc.
The information in this document is subject to change without notice.
Downloaded from Arrow.com.

Typical Performance

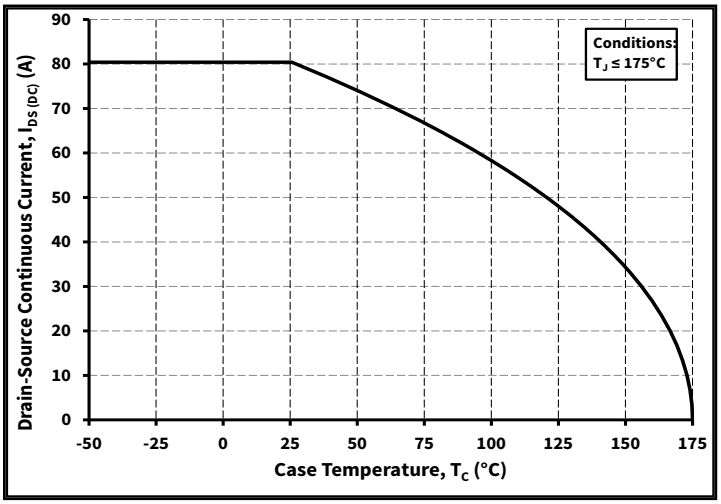

Figure 19. Continuous Drain Current Derating vs. Case Temperature

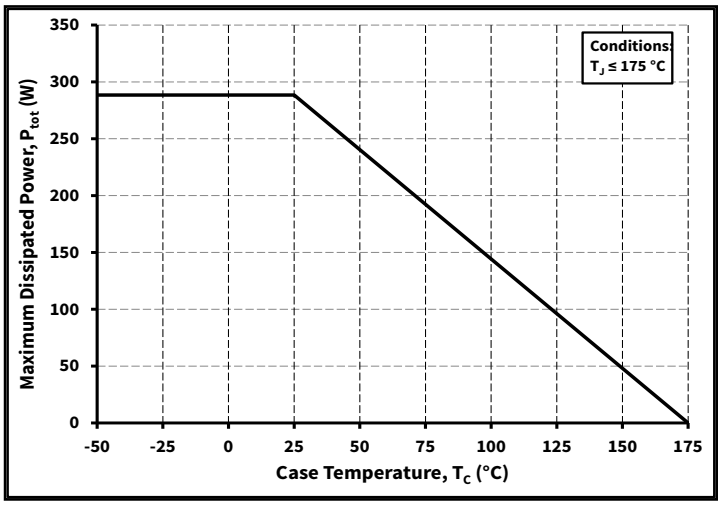

Figure 20. Maximum Power Dissipation Derating vs. Case Temperature

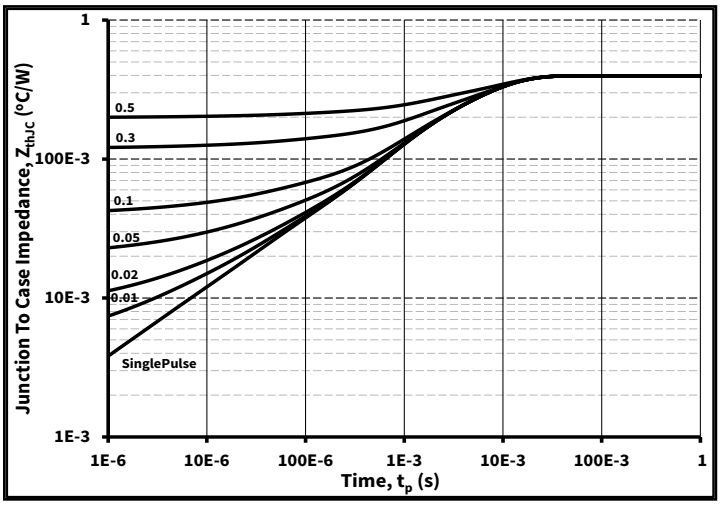

Figure 21. Transient Thermal Impedance (Junction - Case)

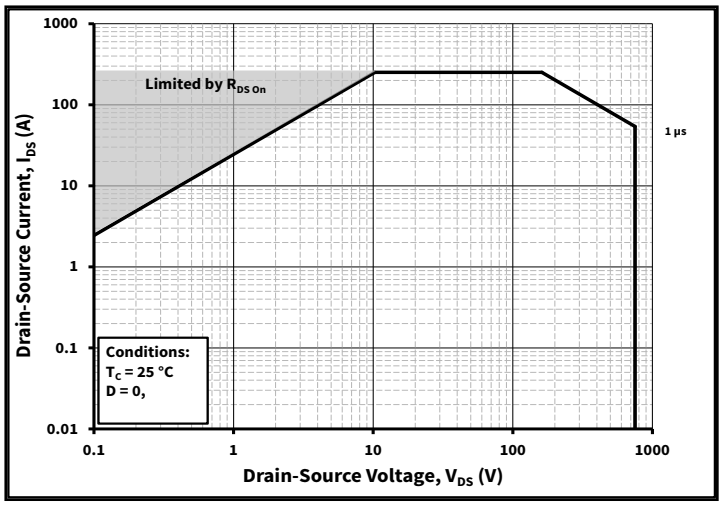

Figure 22. Safe Operating Area

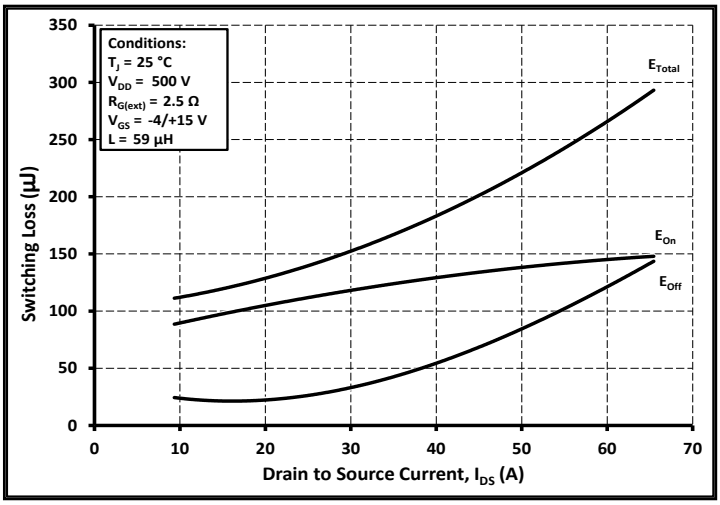

Figure 23. Clamped Inductive Switching Energy vs. Drain Current (V_{DD} = 500V)

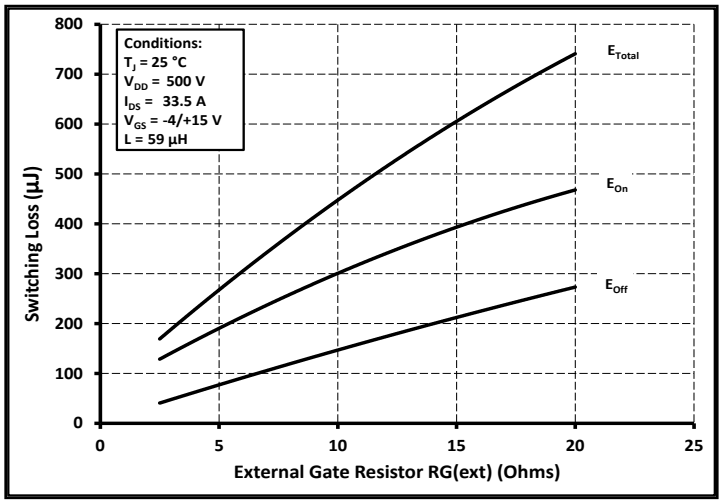

Figure 24. Clamped Inductive Switching Energy vs. $R_{G(ext)}$

© 2025 Wolfspeed, Inc. All rights reserved. Wolfspeed® and the Wolfstreak logo are registered trademarks and the Wolfspeed logo is a trademark of Wolfspeed, Inc.
The information in this document is subject to change without notice.
Downloaded from Arrow.com.

Typical Performance

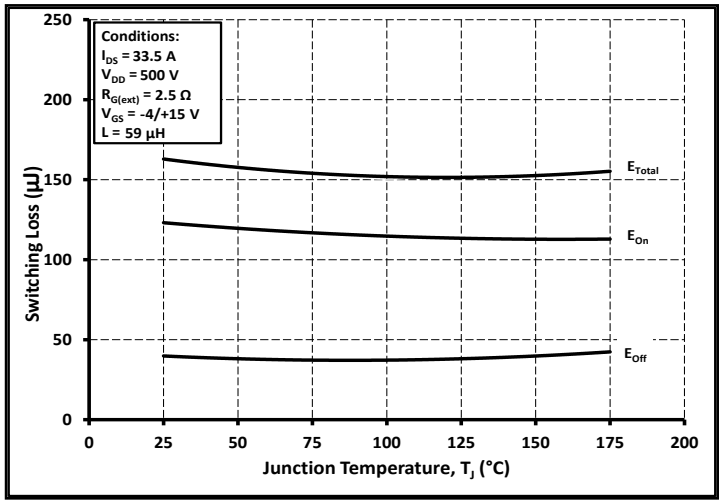

Figure 25. Clamped Inductive Switching Energy vs. Temperature

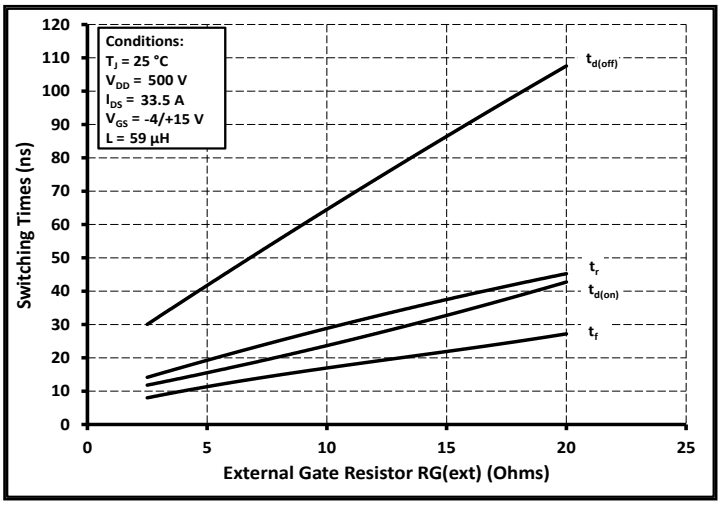

Figure 26. Switching Times vs. $R_{G(ext)}$

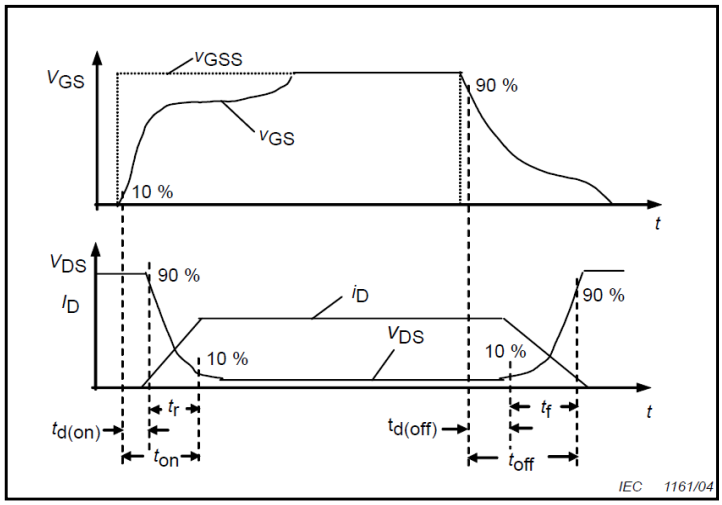

Figure 27. Switching Times Definition

© 2025 Wolfspeed, Inc. All rights reserved. Wolfspeed® and the Wolfstreak logo are registered trademarks and the Wolfspeed logo is a trademark of Wolfspeed, Inc.
The information in this document is subject to change without notice.
Downloaded from Arrow.com.

Test Circuit Schematic

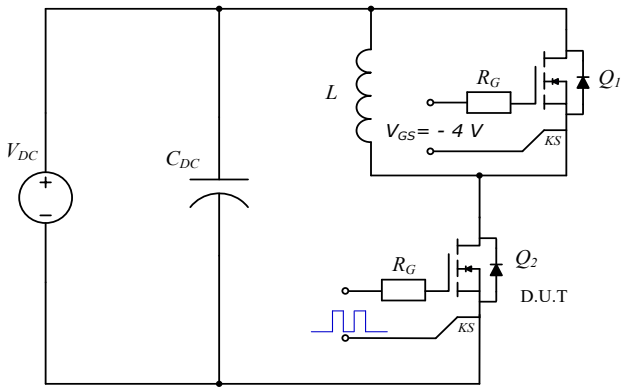

Figure 28. Clamped Inductive Switching Waveform Test Circuit

© 2025 Wolfspeed, Inc. All rights reserved. Wolfspeed® and the Wolfstreak logo are registered trademarks and the Wolfspeed logo is a trademark of Wolfspeed, Inc.
The information in this document is subject to change without notice.
Downloaded from Arrow.com.

Package Dimensions

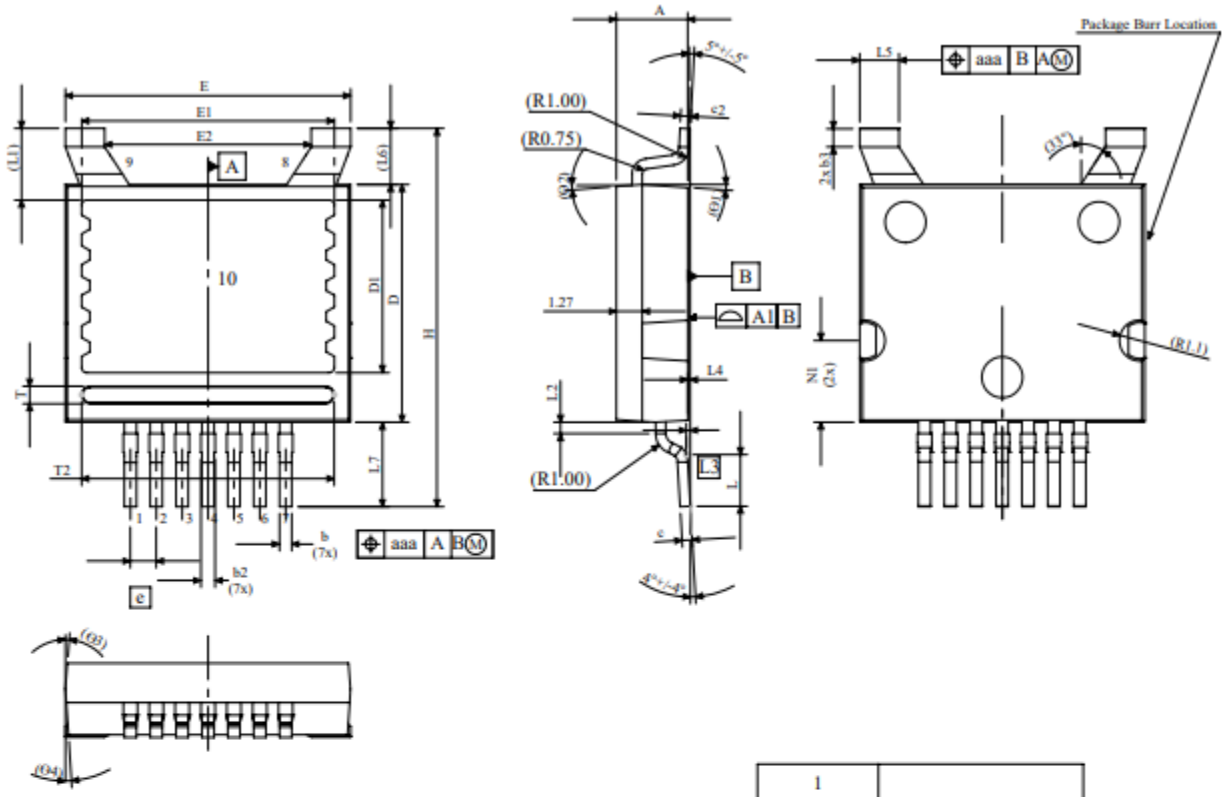

SYMBOL	MIN (mm)	MAX (mm)
A	3.40	3.60
A1	---	0.05
b	0.50	0.70
b2	0.50	1.00
b3	0.85	1.05
c	0.40	0.60
c2	0.40	0.60
D	11.55	11.75
D1	8.30	8.50
E	13.92	14.12
E1	12.22	12.42
E2	9.92	10.22
e	BSC 1.27	
H	18.00	19.00
L	2.47	2.67
L1	BSC 3.51	
L2	0.3	0.73
L3	BSC 0.26	
L4	0.09	0.2
L5	1.83	2.13
L6	BSC 2.75	
L7	4.03	4.23
T	0.75	0.95
T2	12.30	12.50
N1	3.90	4.10
θ1	0°	8°
θ2	0°	8°
θ3	0°	8°
θ4	0°	8°
aaa	---	0.10

1	SOURCE
2	
3	
4	
5	
6	DRIVER SOURCE
7	GATE
8	DRAIN
9	DRAIN
10	DRAIN

NOTE
1. ALL METAL SURFACES ARE TIN PLATED (MATTE), EXCEPT AREA OF CUT.
2. DIMENSIONING & TOLERANCING CONFORM TO ASME Y14.5M-1994.
3. ALL DIMENSIONS ARE LISTED IN MILLIMETERS. ANGLES ARE IN DEGREES.
4. PACKAGE BURR FLASH SIZE (0.5 mm) IS NOT INCLUDED IN THE DIMENSIONS

© 2025 Wolfspeed, Inc. All rights reserved. Wolfspeed® and the Wolfstreak logo are registered trademarks and the Wolfspeed logo is a trademark of Wolfspeed, Inc.
The information in this document is subject to change without notice.
Downloaded from Arrow.com.

Recommended Solder Pad Layout

All dimensions in mm

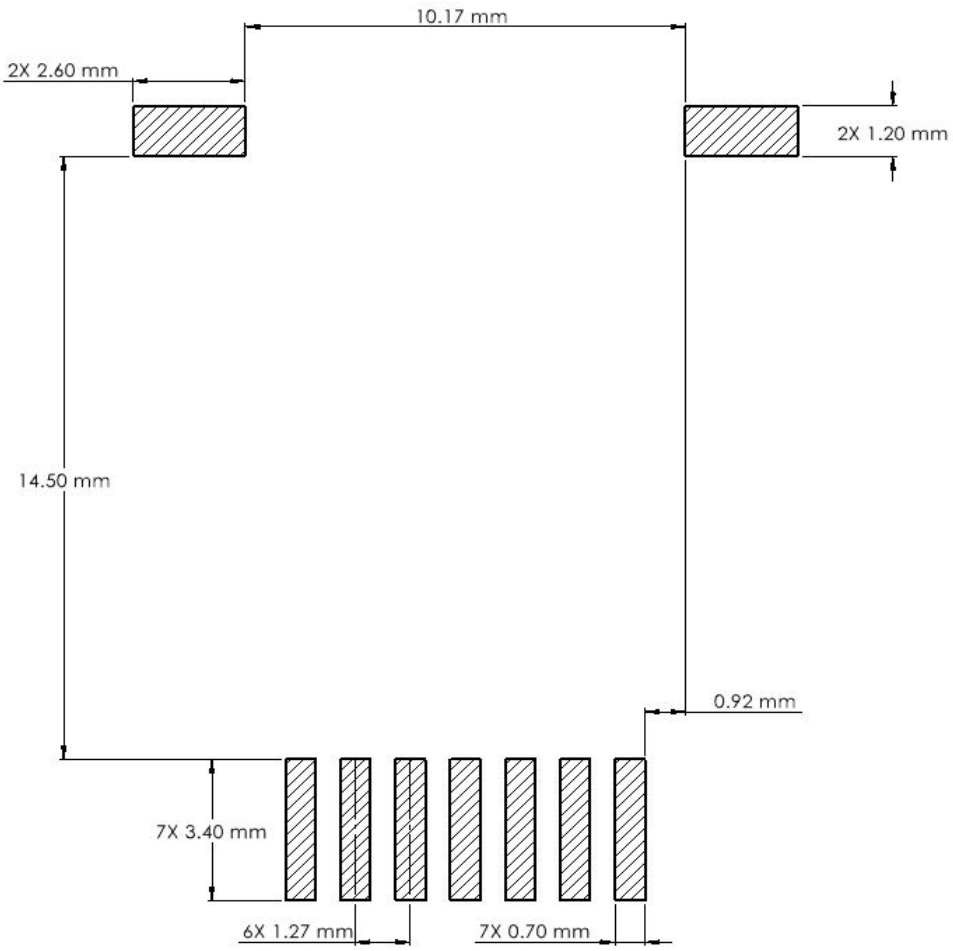

© 2025 Wolfspeed, Inc. All rights reserved. Wolfspeed® and the Wolfstreak logo are registered trademarks and the Wolfspeed logo is a trademark of Wolfspeed, Inc.
The information in this document is subject to change without notice.
Downloaded from Arrow.com.

Revision history

Document Version	Date of release	Description of changes
1	December - 2025	Initial datasheet

© 2025 Wolfspeed, Inc. All rights reserved. Wolfspeed® and the Wolfstreak logo are registered trademarks and the Wolfspeed logo is a trademark of Wolfspeed, Inc.
The information in this document is subject to change without notice.
Downloaded from Arrow.com.

Notes & Disclaimer

WOLFSPEED PROVIDES TECHNICAL AND RELIABILITY DATA, DESIGN RESOURCES, APPLICATION OR OTHER DESIGN ADVICE, WEB TOOLS, AND OTHER RESOURCES "AS IS" AND WITH ALL FAULTS, AND DISCLAIMS ALL WARRANTIES, EXPRESS AND IMPLIED, WITH RESPECT THERETO, INCLUDING WITHOUT LIMITATION ANY IMPLIED WARRANTIES OF MERCHANTABILITY, SUITABILITY, FITNESS FOR A PARTICULAR PURPOSE, OR NON-INFRINGEMENT OF THIRD-PARTY INTELLECTUAL PROPERTY RIGHTS.

This document and the information contained herein are subject to change without notice. Any such change shall be evidenced by the publication of an updated version of this document by Wolfspeed. No communication from any employee or agent of Wolfspeed or any third party shall effect an amendment or modification of this document. No responsibility is assumed by Wolfspeed for any infringement of patents or other rights of third parties which may result from use of the information contained herein. No license is granted by implication or otherwise under any patent or patent rights of Wolfspeed.

The information contained in this document (excluding examples, as well as figures or values that are labeled as "typical") constitutes Wolfspeed's sole published specifications for the subject product. "Typical" parameters are the average values expected by Wolfspeed in large quantities and are provided for informational purposes only. Any examples provided herein have not been produced under conditions intended to replicate any specific end use. Product performance can and does vary due to a number of factors.

This product has not been designed or tested for use in, and is not intended for use in, any application in which failure of the product would reasonably be expected to cause death, personal injury, or property damage. For purposes of (but without limiting) the foregoing, this product is not designed, intended, or authorized for use as a critical component in equipment implanted into the human body, life-support machines, cardiac defibrillators, and similar emergency medical equipment; air traffic control systems; or equipment used in the planning, construction, maintenance, or operation of nuclear facilities. Notwithstanding any application-specific information, guidance, assistance, or support that Wolfspeed may provide, the buyer of this product is solely responsible for determining the suitability of this product for the buyer's purposes, including without limitation (1) selecting the appropriate Wolfspeed products for the buyer's application, (2) designing, validating, and testing the buyer's application, and (3) ensuring the buyer's application meets applicable standards and any other legal, regulatory, and safety-related requirements.

RoHS Compliance

The levels of RoHS restricted materials in this product are below the maximum concentration values (also referred to as the threshold limits) permitted for such substances, or are used in an exempted application, in accordance with EU Directive 2011/65/EC (RoHS2), as implemented January 2, 2013. RoHS Declarations for this product can be obtained from your Wolfspeed representative or from the Product Documentation sections of www.wolfspeed.com.

REACh Compliance

REACh substances of high concern (SVHCs) information is available for this product. Since the European Chemical Agency (ECHA) has published notice of their intent to frequently revise the SVHC listing for the foreseeable future, please contact your Wolfspeed representative to ensure you get the most up-to-date REACh SVHC Declaration. REACh banned substance information (REACh Article 67) is also available upon request.

Contact info:

4600 Silicon Drive
Durham, NC 27703 USA
Tel: +1.919.313.5300
www.wolfspeed.com/power

© 2025 Wolfspeed, Inc. All rights reserved. Wolfspeed® and the Wolfstreak logo are registered trademarks and the Wolfspeed logo is a trademark of Wolfspeed, Inc.
The information in this document is subject to change without notice.
Downloaded from Arrow.com.