MICRO SWITCH
FREEPORT ILLINOIS U S A
A DIVISION OF HONEYWELL
FED. MFG. CODE 91929

SWITCH-ENCLOSED

CATALOG LISTING
602EN62-B

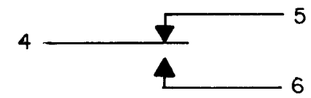

CIRCUIT DIAGRAM

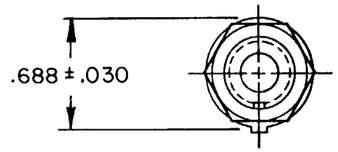

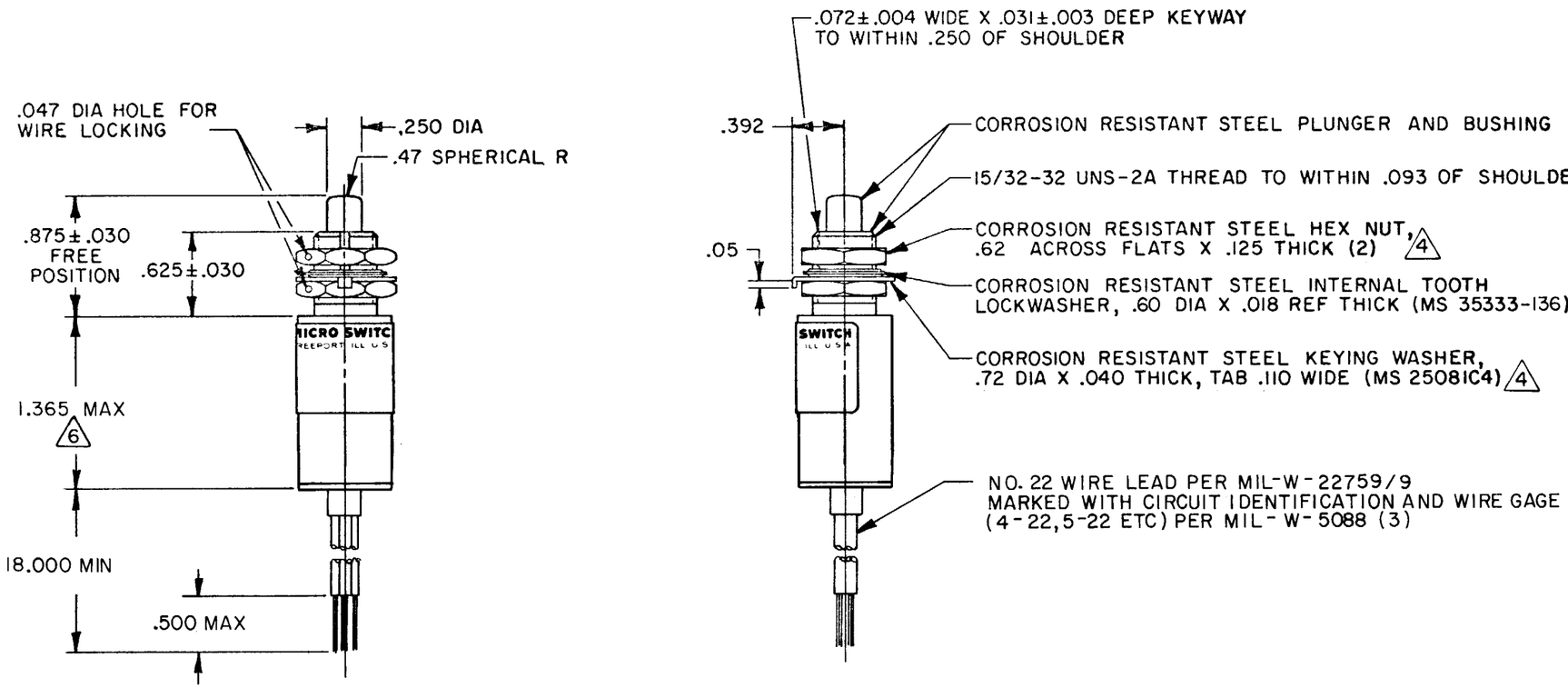

NOTES
1 - CORROSION RESISTANT STEEL ENCLOSURE
2 - SWITCH SEALED PER MIL-PRF-8805 SYMBOL 4
3 CIRCUIT DIAGRAM, CAT. LIST., FED. MFG. CODE AND DATE CODE ARE SHOWN ON NAMEPLATE
4 HARDWARE MAY BE PACKAGED UNASSEMBLED PER MIL-PRF-8805
5 BOTTOM OF SWITCH COATED WITH RESILIENT POTTING MATERIAL
6 THIS DIMENSION EXCLUDES THE RESILIENT POTTING MATERIAL ON THE BOTTOM OF THE SWITCH

THIS DRAWING COVERS A PROPRIETARY ITEM AND IS THE PROPERTY OF MICRO SWITCH, A DIVISION OF HONEYWELL. THIS DRAWING IS NOT TO BE COPIED OR USED WITHOUT THE APPROVAL OF MICRO SWITCH.

THIRD ANGLE PROJECTION

SCALE FULL

DO NOT SCALE PRINT

TOLERANCES
APPLY TO DESIGN UNITS. CONVERSIONS ARE ONLY FOR REFERENCE. UNLESS NOTED, TOLERANCES ARE ±

	DIM. mm	TOL. mm/in	DIM. in	TOL. mm/in
NO PLACES	X	1/.04		
ONE PLACE	X.X	0.4/.016	X X	0.8/.03
TWO PLACES	X.XX	0.15/.006	X XX	0.38/.015
THREE PLACES			X XXX	0.13/.005
ANGLES				

DESIGN UNITS SI METRIC ☐ US CUSTOMARY ☒

RAW MATERIAL-COMMERCIAL STANDARD
MICRO SWITCH STANDARDS APPLY

DIMENSIONS ARE TO BE MET BEFORE PROTECTIVE COATINGS ARE APPLIED

WEIGHT 3.5 OZ MAX

CHARACTERISTICS

OPERATING FORCE	6-12 LB
FULL OVERTRAVEL FORCE	30 LB MAX
RELEASE FORCE	4 LB MIN
PRETRAVEL	.040 MAX
DIFFERENTIAL TRAVEL	.020 MAX
OVERTRAVEL	.125 MIN

ELECTRICAL DATA

CONTACT ARRANGEMENT
S P D T

LOAD	28 VDC	
	SEA LEVEL	50,000 FT.
RES	7	7
IND	4	2.5
MOTOR	4	

M 602EN62-B
PAGE 1 OF 1
DRAWING NUMBER
ISSUE 18
RELEASE NO. SR 12847
REPLACES
CHECK

REVISIONS

A	C044351	KAK 5 MAR 80
B	C047573	J A P 7 AUG 80
C	C049280	C O J M J 25 MAR 81
D	C049806	J A P 25 SEPT 81
E	C060123	S. J. S. 24 SEP 86
F	C068422	M A M 6 SEP 90
G	C094480	D L T 25 MAR 99

CHECK 7 MAR 80
CHECK C E B
CHECK 5 MAR 80
DRAWN KAK

FORMTEK
FO-52851-A

Downloaded from Arrow.com.