Metal Composite Type Power Inductor
MCP 0315 Series

DIMENSIONS / 外形寸法



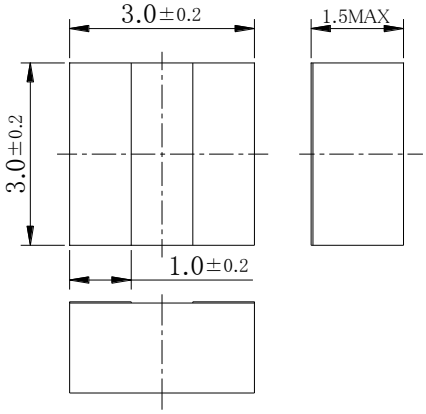

Recommended patterns
推奨パターン図

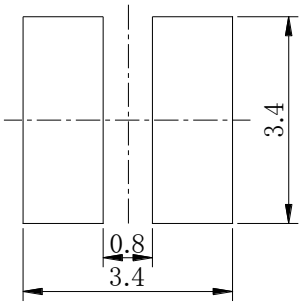

(Unit: mm)

FEATURES / 特長

- Magnetic metal powder power inductor.
- 3.0×3.0mm square and 1.5mm MAX height compact original design.
- Large current, low DC resistance,High efficiency.
- Low acousic noise and low leakage flux noise by shielded construction.
- Halogen Free,100% Lead(Pb) Free and RoHS compliant.

- 磁性金属粉末のパワーインダクタ.
- 3.0×3.0mm角、高さ1.5mmの独自コンパクト設計.
- 大電流、低直流抵抗、高効率.
- 閉磁路構造による低コア鳴き、低漏れ磁束.
- ハロゲンフリー、鉛フリー、RoHS対応.

SPECIFICATIONS / 仕様

Parts No. 部品番号	Inductance *1 ｲﾝﾀﾞｸﾀﾝｽ [μH]	Tolerance 許容差 [%]	DC Resistance *2 直流抵抗 [mΩ]	DC Resistance Max *2 最大直流 抵抗[mΩ]	DC Superimposition Current *3 直流重畳 許容電流 [A]	Temperature Rise Current *4 温度上昇 許容電流 [A]
MCP0315-R47S	0.47	±30%	20	24	6.0	3.7
MCP0315-1R0S	1.0	±20%	39	47	4.4	2.7
MCP0315-2R2S	2.2	±20%	94	108	3.0	1.8
MCP0315-3R3S	3.3	±20%	114	131	2.9	1.7
MCP0315-4R7S	4.7	±20%	141	162	2.7	1.5
MCP0315-6R8S	6.8	±20%	250	287	2.3	1.1
MCP0315-100S	10	±20%	446	513	1.6	0.8
MCP0315-150C	15	±20%	720	830	1.71	0.65
MCP0315-220C	22	±20%	940	1040	1.62	0.59
MCP0315-330C	33	±20%	1210	1330	1.26	0.52
MCP0315-470C	47	±20%	2090	2300	1.17	0.39

*1 Inductance is mesured at 100kHz,1V .
*2 DC Resistance is mesured at ambient temperature 20℃.
*3 DC_Current based upon 20% inductance reduction from the inithal value.
*4 DC Current based upon 40℃ temperature rise.
*5 Operating temperature is -40～125℃(includes coil heating).
*6 AEC-Q200 Compliant.

ｲﾝﾀﾞｸﾀﾝｽ測定、100kHz、1V.
直流抵抗は周囲温度20℃において測定.
ｲﾝﾀﾞｸﾀﾝｽが初期値より-20%になる直流電流値.
温度上昇⊿T=40℃になる直流電流値.
動作温度、-40～125℃(コイルの発熱を含む）.
AEC-Q200準拠

Downloaded from Arrow.com.