

3M™ Scotchlok™

Insulation Displacement Electrical Tap Connector 801

Data Sheet

Application

Use 3M™ Scotchlok™ Tap Connector 801 to electrically connect a (tap) wire end to a through (run) wire, join parallel run wires, and insulate the connection.

Wire Range

18 -14 AWG (0,75-1,5 mm²) solid or stranded, tinned or untinned copper conductors. For use with thermoplastic insulated wires such as: T, TW, TFF, TFN, TFFN, AWN, TEW, SAE-GPT, with a maximum insulation diameter of .145 inches (3,7 mm).

Maximum recommended current for general purpose applications: 18 AWG - 7 Amps, 16 AWG - 10 Amps, 14 AWG - 15 Amps

Construction

U-Contact - Tin plated brass, .03 in. thick (0,8 mm)
Insulator - Polypropylene
Color - Blue

Weight

.0032 lb. (1,45 gm)

Recommended Installation Tools

3M™ Crimping Tool No. E-9BM
9" Linemans Pliers

Engineering Specification

3M Scotchlok Insulation Displacement Connector (as manufactured by 3M, part No. 801) capable of connecting a tap wire to a run wire in the range of 18-14 AWG (0,75-1,5 mm²) solid or stranded, tinned or untinned copper conductors. The connector shall be UL Listed for 600 Volts maximum building wire: 1000 Volts maximum, signs, fixtures and luminaires, and have a maximum insulating temperature of 105°C (221°F).

Regulatory Agencies

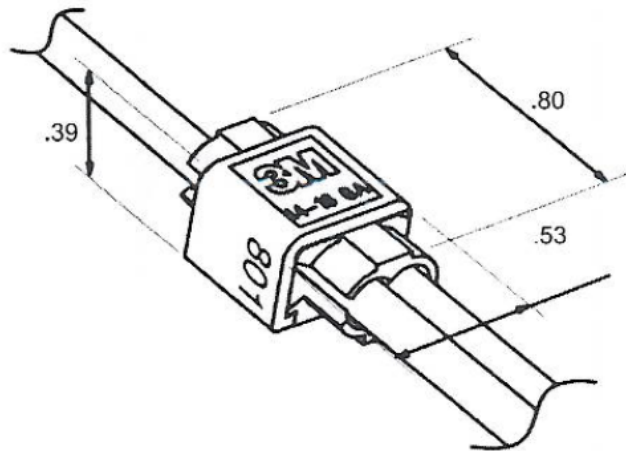
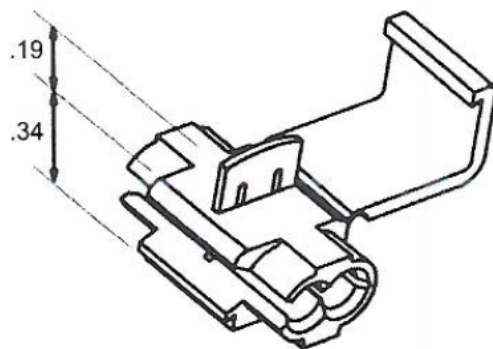
UL Listed as a Pressure Cable Connector
Tested per UL Standard 486C
UL File No. E23438
Operating Temperature: 105°C (221°F)
Voltage Rating: 600 volts max. building wire;
1000 volts max. signs and fixtures
Flammability Rating: UL94 V-2

Federal Specification A-A-59213 A

“Commercial package only”

Type	Class	Kind	Style
3	1	cu	F



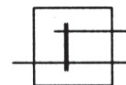


Installation Instructions

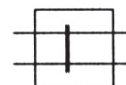
⚠ WARNING

Turn power off before installing or removing terminal. All electrical work should be done according to appropriate electrical codes.

1. Place unstripped run wire inside run channel.
2. Insert unstripped tap wire completely.
3. Hold tool perpendicular to the wire and make the connection by crimping the u-contact down flush with the top of the plastic insulator.
4. Close top hinged cover until latched.



Tap / Run Connection



Parallel Connection

Shelf-Life: Scotchlok™ Insulation Displacement Electrical Tap Connector 801 has a five-year shelf life (from date of manufacture) when stored in a humidity controlled storage (10°C/50°F to 27°C/80°F and < 75% relative humidity). Good stock rotation is recommended.

3M and Scotchlok are trademarks of 3M Company.

Important Notice

All statements, technical information, and recommendations related to 3M's products are based on information believed to be reliable, but the accuracy or completeness is not guaranteed. Before using this product, you must evaluate it and determine if it is suitable for your intended application. You assume all risks and liability associated with such use. Any statements related to the product, which are not contained in 3M's current publications, or any contrary statements contained on your purchase order, shall have no force or effect unless expressly agreed upon, in writing, by an authorized officer of 3M.

Warranty; Limited Remedy; Limited Liability.

This product will be free from defects in material and manufacture at the time of purchase. **3M MAKES NO OTHER WARRANTIES INCLUDING, BUT NOT LIMITED TO, ANY IMPLIED WARRANTY OF MERCHANTABILITY OR FITNESS FOR A PARTICULAR PURPOSE.** If this product is defective within the warranty period stated above, your exclusive remedy shall be, at 3M's option, to replace or repair the 3M product or refund the purchase price of the 3M product. **Except where prohibited by law, 3M will not be liable for any direct, indirect, special, incidental or consequential loss or damage arising from this 3M product, regardless of the legal theory asserted.**



Electrical Markets Division

6801 River Place Blvd.
Austin, TX 78726-9000
800-626-8381
Fax 800-828-9329
www.3M.com/electrical

©3M 2017 All rights reserved
78-8126-5927-0 Rev B