




100 SERIES CONTACTS FOR P.C. BOARD



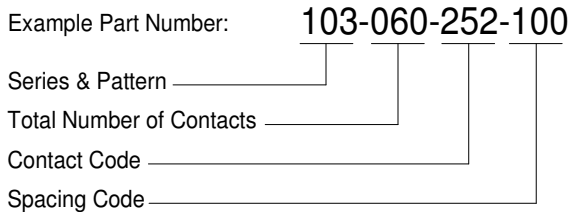
FEATURES:

- **.100 (2.54) or .200 (5.08) Contact spacing** for contacts on strips. Other spacings accommodated with loose contacts.
- **Assemble into .062 (1.57) or .125 (3.18) Nominal thickness P.C. Board** by staking and/or soldering of contact tails.
- **Edacon Hermaphroditic Contact mating design.**
- **Card Guides, Guide Pins, Guide Sockets and Polarizing Sleeves** to ensure correct alignment and mating design.
- **Handling and assembly simplified** with contacts on strips.
- **Designed to mate with 100 series contacts** in parallel or perpendicular board configurations.
- **RoHS Compliant**

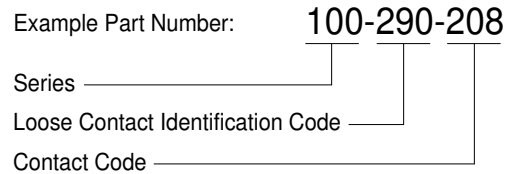
Specifications:

Contact Material	Copper Alloy
Contact Plating	Gold Plating over Nickel for entire contact
Current Rating	5 or 10 Amperes (see ordering code notes)
Contact Resistance	10 milliohms maximum
Insertion and Withdrawal Force	2 to 16oz (0.56 to 4.45N) per contact

103/105/106 CONTACTS ON STRIPS



100 SERIES LOOSE CONTACTS



Series and Pattern ^{5,6} Pattern Descriptions

103	— — — — —	Horizontal
105		Vertical
106	/ / / / /	45 Degree

Total Number of Contacts ⁷ Descriptions

002, 003, ..., 060	.200 (5.08)
002, 003, ..., 120	.100 (2.54)

Contact Code ^{1,2,4}

201, 202, 203 or 206
208
250, 251, 450 or 451
252, 253

Pattern

105
105
103 or 106
103 or 106

Contact Spacing

.200 (5.08)
.100 (2.54) or .200 (5.08)
.200 (5.08)
.100 (2.54) or .200 (5.08)

Spacing Code

100
200

Contact Spacing

.100 (2.54)
.200 (5.08)

Contact Code ^{1,2,3,4}	Silhouette	Tail Length "G"
201		.122 (3.10)
202		.122 (3.10)
206		.122 (3.10)
208		.108 (2.74)
210		.122 (3.10)
250		.122 (3.10)
251		.375 (9.53)
252		.188 (4.78)
253		.110 (2.79)
258		.497 (12.62)
450		.182 (4.62)
451		.375 (9.53)

Ordering Code Notes

- 1) Contact codes 208, 252 and 253 are rated for 5 Amperes current. All other contacts are rated for 10 Amperes.
- 2) Contact codes 208, 252 and 253 will mate together, but not with other contacts listed.
- 3) Contact codes 210 and 258 are available loose only.
- 4) Contact codes 450 and 451 are designed for .125 (3.18) thick circuit boards. All other contacts are designed for .062 (1.57) thick boards.
- 5) Pattern schematics are views towards the tip of the contact tails.
- 6) Consult with EDAC regarding double row staggered patterns for contact codes 250, 251, 450 or 451. Available with up to 60 contacts per row, these patterns have .125 (3.18) row spacing for use on mother boards that mate with upper and lower tier daughter boards contacts.
- 7) All strip lengths up to 60 to 120 contacts (as determined by spacing and pattern) are available upon request.

