


Product Status	EOL Announced
	Recommended Alternate Part No. : NLCV32T-1R0M-EFR (Interchangeability is not guaranteed.)
	Discontinue Issue Date : Nov.19, 2024
	Last Purchase Order Date : Mar.31, 2026
	Last Shipment Date : Sep.30, 2026
Applications	Commercial Grade
Feature	No DirectivityNo Directivity
	Wire WoundWire Wound
	Ferrite CoreFerrite Core
Series Type	NLCV32-PFR
Brand	TDK
Environmental Compliance	<div><div>RoHS</div><div>REACH</div><div>Halogen Free</div></div>



Size	
Length(L)	3.20mm ±0.20mm
Width(W)	2.50mm ±0.20mm
Thickness Height	2.20mm ±0.20mm
Recommended Land Pattern (A)	1.20mm Nom.
Recommended Land Pattern (B)	2.00mm Nom.
Recommended Land Pattern (C)	2.00mm Nom.

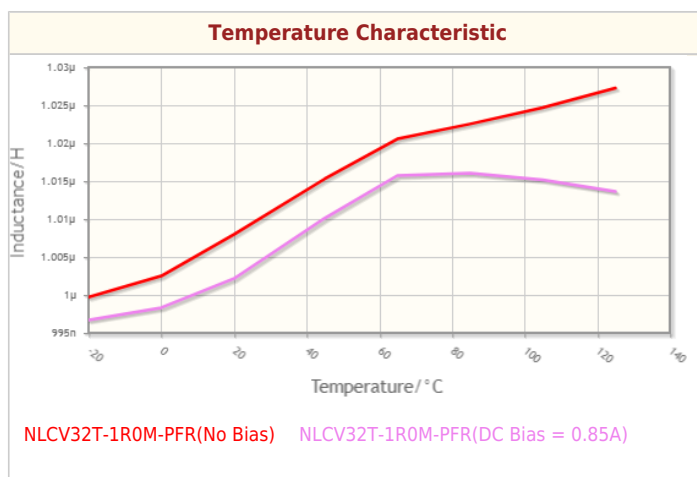
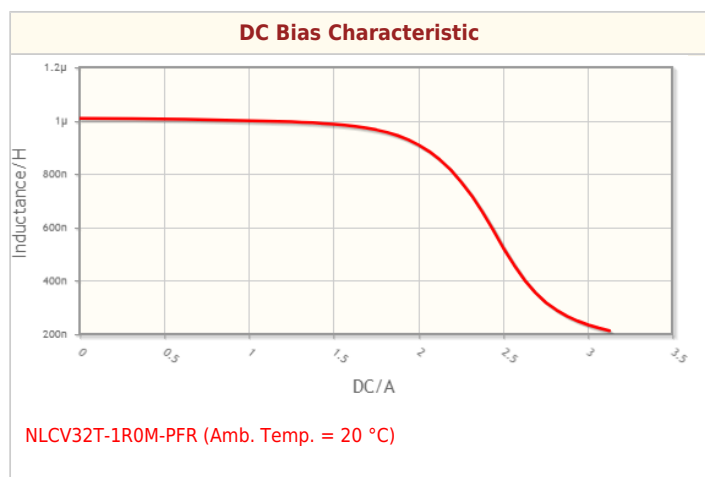
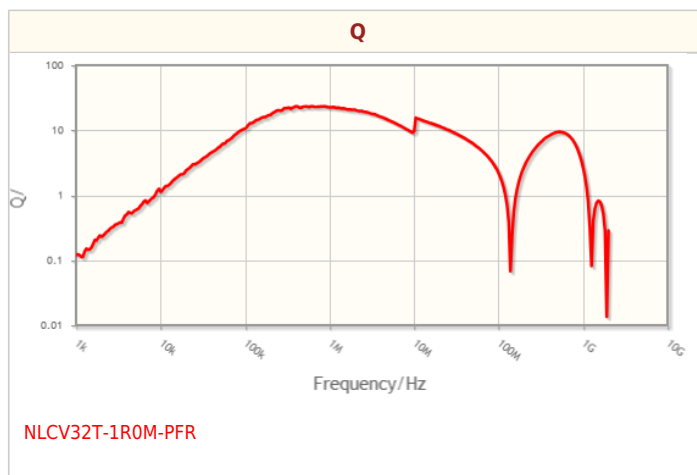
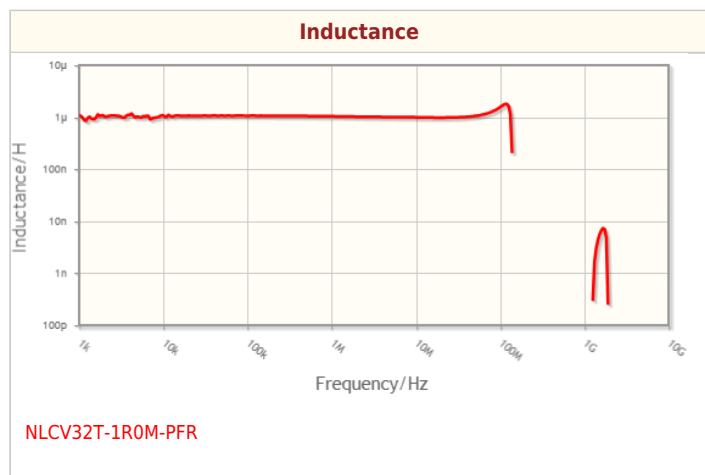
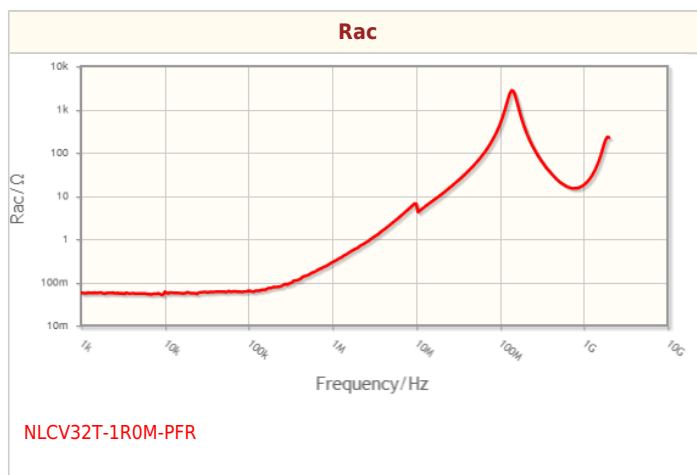
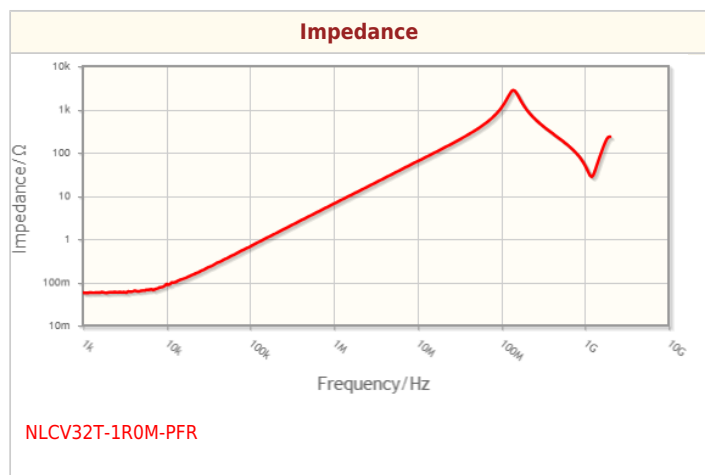
Electrical Characteristics	
Inductance	1μH ±20% at 7.96MHz
Rated Current	1.7A
DC Resistance [Typ.]	55mΩ
DC Resistance [Max.]	66mΩ
Self Resonant Frequency [Min.]	100MHz
Self Resonant Frequency [Typ.]	
Q [Min.]	
Q [Typ.]	15 at 7.96MHz

Other	
Operating Temp. Range	-40 to 125°C (Including Self-Temp. Rise)
Soldering Method	Wave (Flow)
	Reflow
	Iron Soldering
AEC-Q200	NO

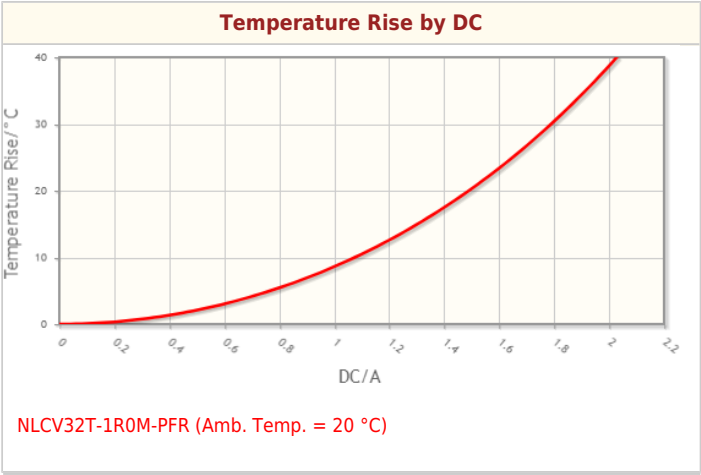
! Images are for reference only and show exemplary products.
! This PDF document was created based on the data listed on the TDK Corporation website.
! All specifications are subject to change without notice.

Packing	Embossed (Plastic)Taping [180mm Reel]
Package Quantity	2000pcs
Weight	0.05g

Characteristic Graphs(This is reference data, and does not guarantee the products characteristics.)



Characteristic Graphs(This is reference data, and does not guarantee the products characteristics.)



Associated Images

