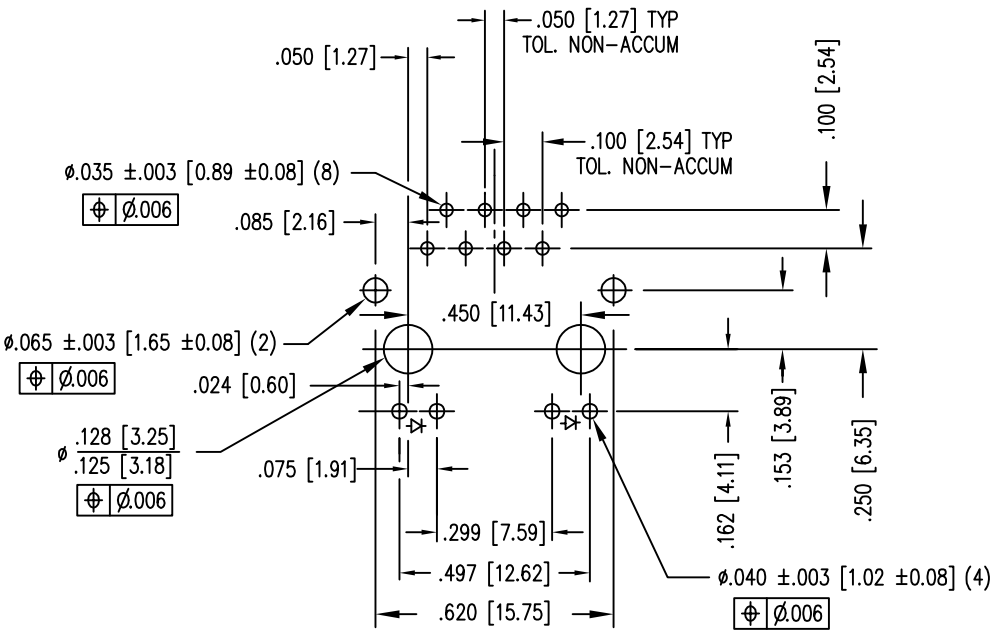


DATE	REV	ECN	APP'D. BY
10-6-16	B3	10780	TRM
10-13-17	B4	11122	TRM
7-28-23	C0	12222	JE

LED SPECIFICATIONS				
LED TYPE	COLOR	WAVELENGTH	* FORWARD VOLTAGE (MAX)	* FORWARD VOLTAGE (TYP)
SINGLE COLOR LED	YELLOW DIFFUSED	590 nm	2.5 V	2.1 V
	GREEN DIFFUSED	555 nm	2.6 V	2.25 V
	RED DIFFUSED	625 nm	2.5 V	2.0 V
BICOLOR LED	GREEN	565 nm	2.5 V	2.2 V
	ORANGE	610 nm	2.5 V	2.1 V

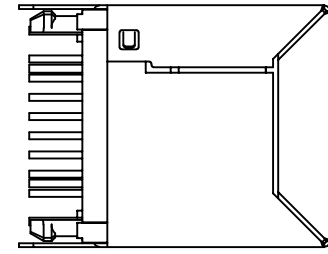
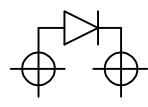
* WITH A FORWARD CURRENT OF 20 mA



P.C.B. RECOMMENDED HOLE LAYOUT
 SEEN FROM COMPONENT SIDE
 TOLERANCE ±0.003 [0.08] UNLESS OTHERWISE SPECIFIED

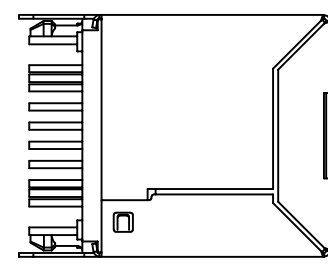
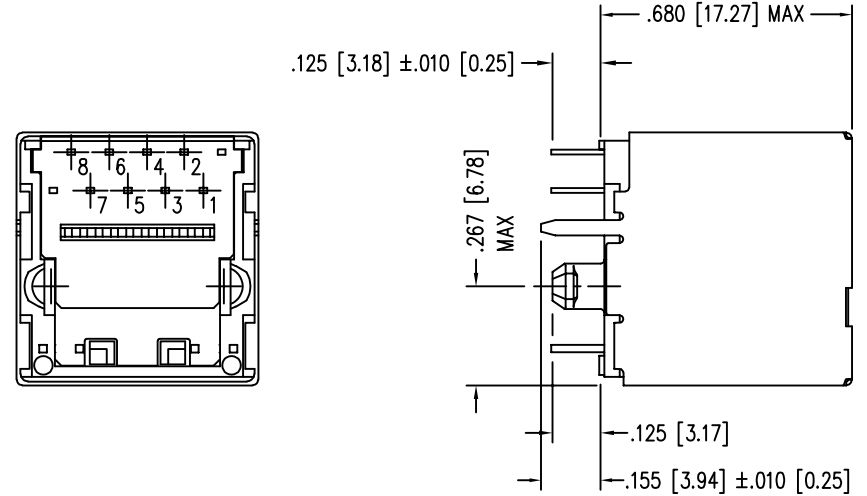
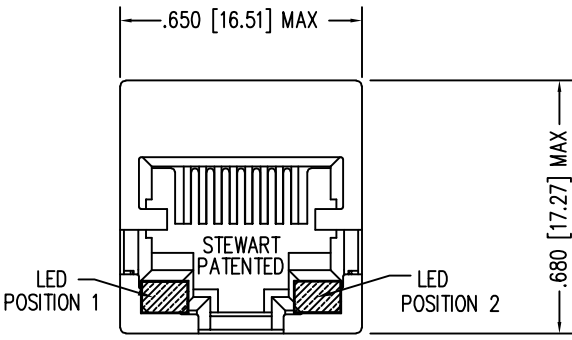
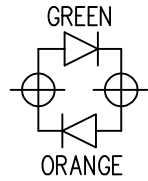
- NOTES:
- CONNECTOR MATERIALS:
 HOUSING: THERMOPLASTIC UL94 V-0
 CONTACTS/SHIELD: COPPER ALLOY
 SHIELD PLATING: TIN
 CONTACT PLATING: SELECTIVE GOLD IN CONTACT AREA
 SEE CHART FOR PART NUMBER
 - FOR PRODUCT SPECIFICATION SEE PRO22-01
 - DIMENSIONS AND TOLERANCES COMPLY WITH TIA-1096 STANDARD.

SINGLE COLOR LED POLARITY (ENLARGED VIEW)



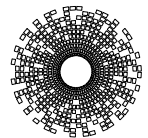
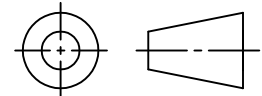
.060 [1.52]

BICOLOR LED POLARITY (ENLARGED VIEW)



30 MICRO-INCHES [0.76um]	RED	GREEN	SS-74301-007
30 MICRO-INCHES [0.76um]	GREEN	GREEN/ORANGE	SS-74301-005
30 MICRO-INCHES [0.76um]	GREEN	GREEN	SS-74301-003
30 MICRO-INCHES [0.76um]	YELLOW	GREEN	SS-74301-002
30 MICRO-INCHES [0.76um]	GREEN	YELLOW	SS-74301-001
CONTACT PLATING IN MATING AREA	POSITION 1	POSITION 2	PART NUMBER
	INDICATOR COLOR		

THIRD ANGLE PROJECTION



stewart
 CONNECTOR
 a bel group

11118 Susquehanna Trail South
 Glen Rock, PA 17327-9199
 (717) 235-7512
<http://www.stewartconnector.com>

DO NOT SCALE DRAWING
 DRAWING IS SUBJECT TO CHANGE WITHOUT NOTICE

TITLE: EIGHT CONTACT, EIGHT POSITION, VERTICAL MOUNT SHIELDED LED JACK

DIMENSIONS: INCHES [METRIC]
 UNLESS OTHERWISE SPECIFIED TOLERANCES ARE ±0.005 [0.13] ANGLES ARE ± 1°

THIS DRAWING AND THE SUBJECT MATTER SHOWN THEREON ARE CONFIDENTIAL AND THE PROPRIETARY PROPERTY OF STEWART CONNECTOR AND SHALL NOT BE REPRODUCED, COPIED, OR USED IN ANY MANNER WITHOUT PRIOR WRITTEN CONSENT OF STEWART CONNECTOR. ONE OR MORE U.S. PATENTS MAY APPLY TO THIS PRODUCT. FOR DETAILS, PLEASE VISIT: [HTTP://BELFUSE.COM/STEWART/STEWART_PATENTS/](http://BELFUSE.COM/STEWART/STEWART_PATENTS/)

DRN BY: JMB	DATE: 2-5-04
APPD BY: RGC	DATE: 2-6-04
DWG NO. CT740100	REV. C0

SHEET NO. 1 OF 1

